

Retubing your life tube (Signia)




Information for patients

This sheet answers common questions about retubing your Signia life tube. If you would like further information, or have any particular worries, please do not hesitate to ask your audiologist.

Why do I need to retube my life tube?

It is important that you look after your hearing aid and clean your life tube regularly. This is necessary because over time, the tubing to your hearing aid will become kinked, damaged or brittle, or may experience a blockage from wax or debris. As a result, your hearing aid may stop working and sound quality will be affected.

Please contact the hospital every four to six months for new tubing and domes if you are able to retube your hearing aids yourself at home.

	<p>To start, hold the hearing aid and gently unscrew the tube from the top of the hearing aids/s.</p>
	<p>Once the tube has detached, dispose the old tubing into the bin.</p>
	<p>Then tightly screw your new life tube back onto your hearing aid/s.</p>

Who can I speak to if I have any more questions?

The audiology department can be reached by telephone or email as follows:

- **Telephone:** 020 8375 1117 or 020 8216 4912
- **Email address:** RF-TR.AudiologyAdmin@nhs.net

More information

For more information about the audiology service at the Royal Free London, please visit our website: www.royalfree.nhs.uk/services/services-a-z/audiology

Your feedback

If you have any feedback on this leaflet or for a list of references for it, please email: rf.communications@nhs.net

Alternative formats

This leaflet is also available in large print. If you need this leaflet in another format – for example Braille, a language other than English or audio – please speak to a member of staff.

© Royal Free London NHS Foundation Trust

Service: Audiology

Version number: 1

Approval date: October 2020

Review date: October 2022

www.royalfree.nhs.uk