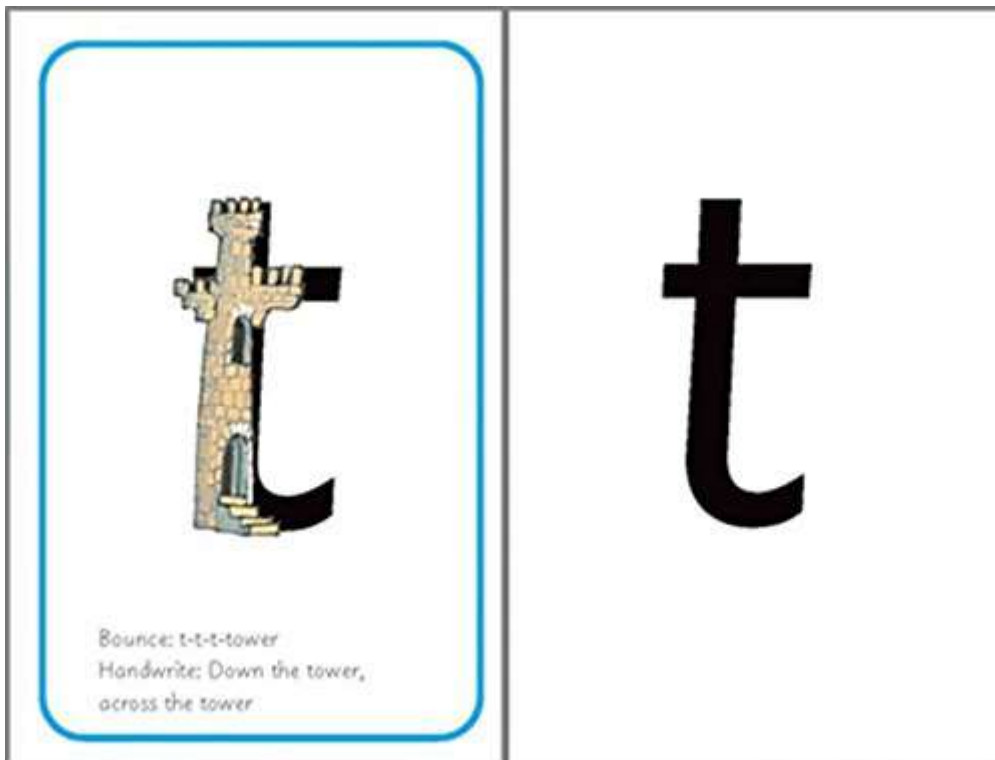




Read Write Inc. Phonics

This week's sound;



Say the sound

1. Tuck your tongue behind your teeth t-t-t-t.
2. Use picture sound cards. t-t-t-teeth, t-t-t-train

Read the sound

1. Draw the tower on the board, and then write 't' next to it.
2. Run your finger over it saying 't' when you reach the end.
Ask your child to repeat.
3. Point to your 't' and say 't-t-t' show the picture of an 't'
with a tower and say 't-t-t-tower' and repeat.

Review the sounds - Spot the new one!

1. Show the m, a, t and 's' from the previous weeks and the t. Can your child say the sounds as the card is shown. Can they point when they see the new sound 't.'

Write the letter

1. Air write the letter saying "Down the tower, across the tower." Ask your child to copy. Repeat writing it down. Ask your child to write a 't' saying the phrase as they write it.




Speed write

1. Select 3 sounds your child now knows and ask them to write them down one at a time.

Fred Talk



In school, we have 'Fred' who can only talk in sounds and not the whole word. We say each word in Fred Talk and ask the children to repeat. We pause to let the children jump in to say the whole word, helping Fred out. E.g

c-o-t		Cot
g-o-t		Got
t-a-p		Tap



Bounce: t-t-t-tower
Handwrite: Down the tower,
across the tower

