

Gender Pay Gap Report

As at the snapshot date of 31/03/2019

As at the snapshot date of 31/03/2019

Pay and Bonus Gap

Mean gender pay gap	the difference between the mean hourly rate of pay of male full-pay relevant employees and that of female full-pay relevant employees	30.2 %		
Median gender pay gap	the difference between the median hourly rate of pay of male full-pay relevant employees and that of female full-pay relevant employees	43.2 %		
Mean bonus gap	the difference between the mean bonus pay paid to male relevant employees and that paid to female relevant employees	0.0 %		
Median bonus gap	the difference between the median bonus pay paid to male relevant employees and that paid to female relevant employees	0.0 %		
Bonus proportions	the proportions of male and female relevant employees who were paid bonus pay during the relevant period	0.0 %	Male	Female

Gender Pay Gap Report


As at the snapshot date of 31/03/2019

As at the snapshot date of 31/03/2019

Quartile pay bands

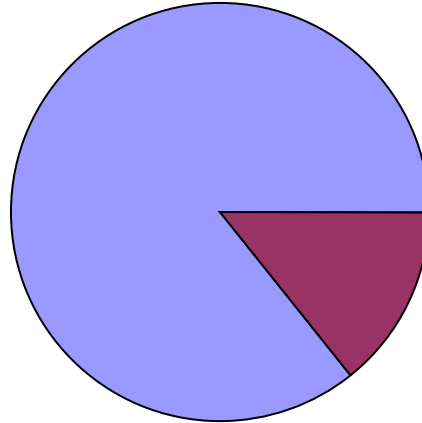
the proportions of male and female full-pay relevant employees in the lower, lower middle, upper middle and upper quartile pay bands

Lower Quartile



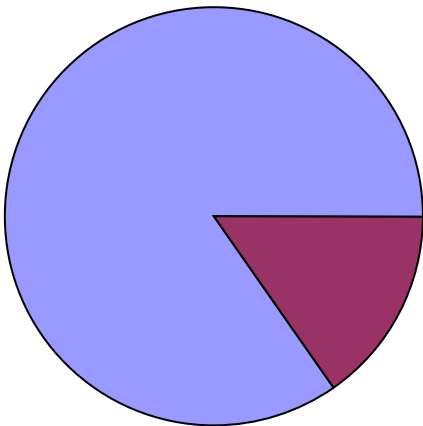
Female 98.2% Male 1.8%

Lower Middle Quartile



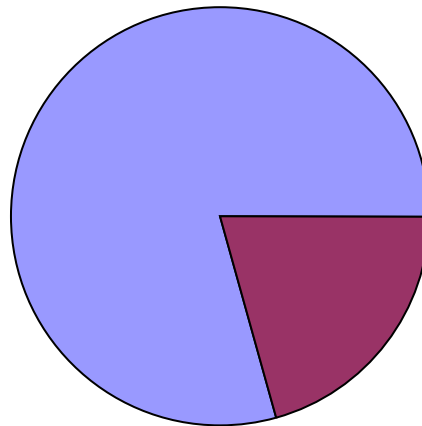
Female 85.7% Male 14.3%

Upper Middle Quartile



Female 84.7% Male 15.3%

Upper Quartile



Female 79.3% Male 20.7%