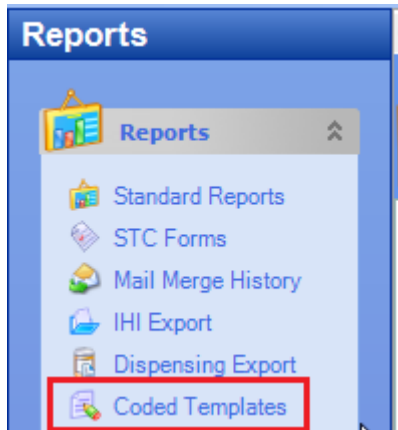


Coded Templates

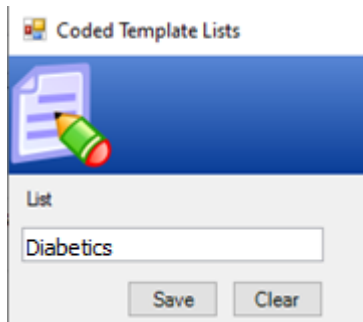
Requires Socrates Version 2.8.1 or later.

Setup

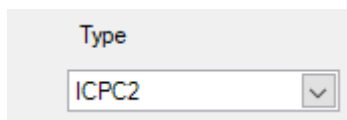
You can now create Coded Templates which you will be able to use for reporting. Open **Reports** and select **Coded Templates** from the explorer bar.



Enter name of the new template you want to create in List e.g. CDM, Diabetes Type II etc and click **Save**.



Select ICD10 or ICPC codes from **Type**.



Enter the search criteria and **click + button**.

The screenshot shows the 'ICPC-2 Search' window. At the top, there is a 'Type' dropdown menu set to 'ICPC2' and a search input field containing 'diab'. A blue '+' button is located to the right of the search input. Below the search bar, the window title is 'ICPC-2 Search'. A search bar with 'diab' and 'Search' and 'Clear' buttons is present. Below this is a table with three columns: Code, Description, and Chapter.

Code	Description	Chapter
F83	RETINOPATHY	Eye
N94	PERIPHERAL NEURITIS/NEUROPATHY	Neurological
T27	FEAR OF ENDOCRINE/METABOLIC DISEASE OT...	Endocrine/Metabol/Nuitrit
T89	DIABETES INSULIN DEPENDENT	Endocrine/Metabol/Nuitrit
T90	DIABETES NON-INSULIN DEPENDENT	Endocrine/Metabol/Nuitrit
T99	ENDOCRINE/METABOLIC/NUTRITIONAL DISEAS...	Endocrine/Metabol/Nuitrit
W84	PREGNANCY HIGH RISK	Pregnancy
W85	GESTATIONAL DIABETES	Pregnancy

Select multiple codes and click **Select** button.

This screenshot shows the same 'ICPC-2 Search' window. The search input still contains 'diab'. In this view, several rows in the table are highlighted in yellow, indicating they are selected: F83, T89, T90, T99, W84, and W85.

Code	Description	Chapter
F83	RETINOPATHY	Eye
N94	PERIPHERAL NEURITIS/NEUROPATHY	Neurological
T27	FEAR OF ENDOCRINE/METABOLIC DISEASE OT...	Endocrine/Metabol/Nuitrit
T89	DIABETES INSULIN DEPENDENT	Endocrine/Metabol/Nuitrit
T90	DIABETES NON-INSULIN DEPENDENT	Endocrine/Metabol/Nuitrit
T99	ENDOCRINE/METABOLIC/NUTRITIONAL DISEAS...	Endocrine/Metabol/Nuitrit
W84	PREGNANCY HIGH RISK	Pregnancy
W85	GESTATIONAL DIABETES	Pregnancy

A close-up view of the 'Select' button, which is a grey rectangular button with the text 'Select' in the center. The button is highlighted with a red rectangular border.

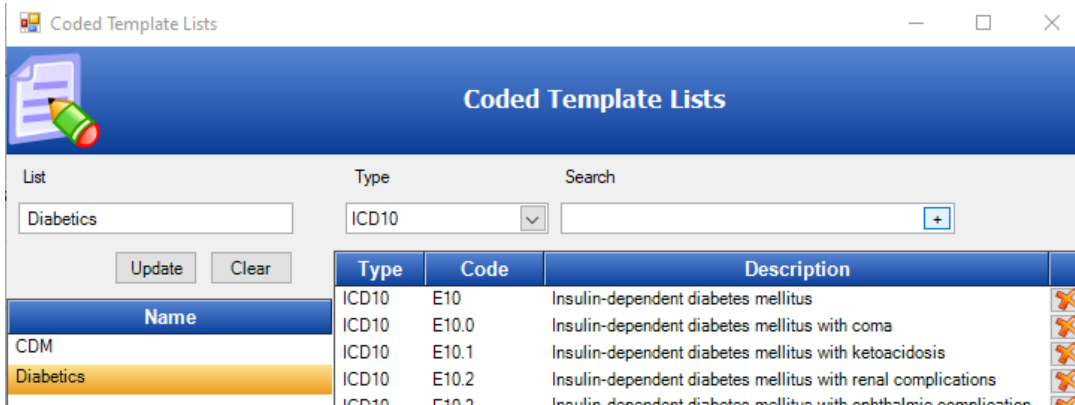
Continue searching and adding ICD10 and / or ICPC codes until your list is completed.

The screenshot shows the 'Coded Template Lists' application interface. At the top, there is a header with a pencil icon and the title 'Coded Template Lists'. Below this, there are input fields for 'List' (containing 'Diabetics'), 'Type' (a dropdown menu set to 'ICD10'), and 'Search' (containing 'Diab'). There are 'Update' and 'Clear' buttons. A table below shows a list of items with columns for 'Name', 'Type', 'Code', and 'Description'. The 'Diabetics' item is highlighted. A pop-up window titled 'ICD-10 Search' is open, showing a search input with 'Diab', 'Search' and 'Clear' buttons, and a table of results. The table has columns for 'Code' and 'Description'. The results include codes E10 through E11.1, with E10.9 selected. A 'Select' button is at the bottom of the pop-up.

Code	Description
E10	Insulin-dependent diabetes mellitus
E10.0	Insulin-dependent diabetes mellitus with coma
E10.1	Insulin-dependent diabetes mellitus with ketoacidosis
E10.2	Insulin-dependent diabetes mellitus with renal complications
E10.3	Insulin-dependent diabetes mellitus with ophthalmic complications
E10.4	Insulin-dependent diabetes mellitus with neurological complications
E10.5	Insulin-dependent diabetes mellitus with peripheral circulatory
E10.6	Insulin-dependent diabetes mellitus with other specified
E10.7	Insulin-dependent diabetes mellitus with multiple complications
E10.8	Insulin-dependent diabetes mellitus with unspecified complications
E10.9	Insulin-dependent diabetes mellitus without complications
E11	Non-insulin-dependent diabetes mellitus
E11.0	Non-insulin-dependent diabetes mellitus with coma
E11.1	Non-insulin-dependent diabetes mellitus with ketoacidosis

The list can be modified by selecting the list and adding further coded conditions.

Click **X** to delete a code from the list.



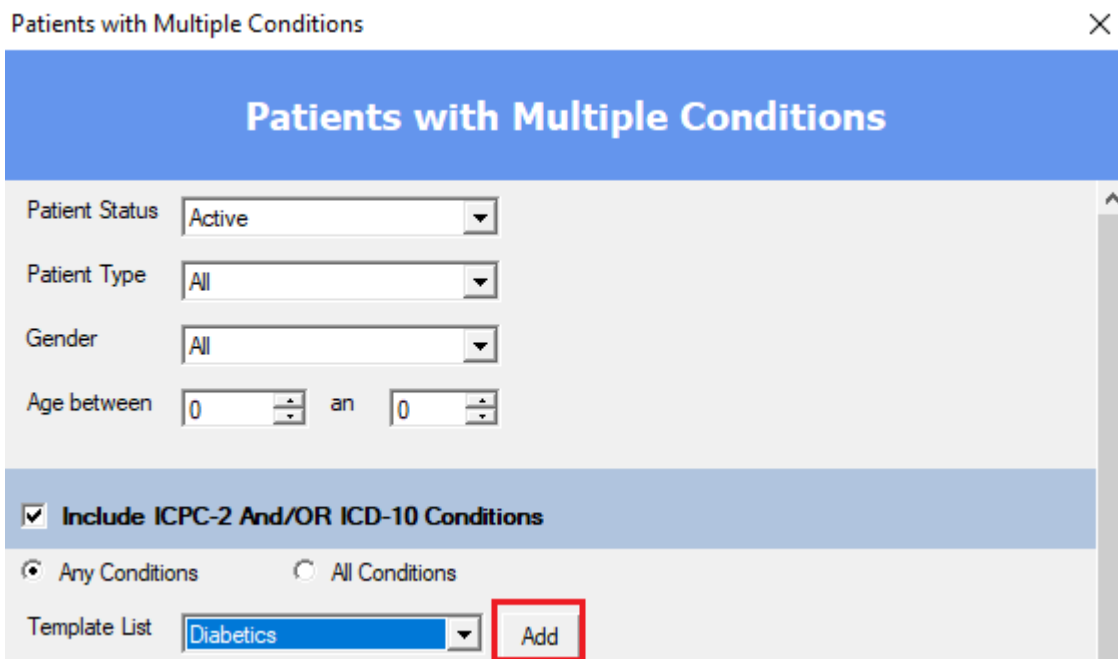
Click **X** on the top left corner to close the window. The list is automatically saved.

Once you have created the templates any user in the practice can use these for reporting.

Reports

Run **Patients With Multiple Conditions** report. (Ensure you download latest report from Reports Service).

Select one of the Template lists created earlier and click **Add**.



This will populate all the ICD 10 and or ICPC 2 codes added in the template into the Report.

E10: Insulin-dependent diabetes mellitus	Clear ▼
E10.0: Insulin-dependent diabetes mellitus with coma	
E10.1: Insulin-dependent diabetes mellitus with ketoacidosis	
E10.2: Insulin-dependent diabetes mellitus with renal complications	
E10.3: Insulin-dependent diabetes mellitus with ophthalmic complications	
E10.4: Insulin-dependent diabetes mellitus with neurological complications	
E10.5: Insulin-dependent diabetes mellitus with peripheral circulatory	
E10.6: Insulin-dependent diabetes mellitus with other specified	
E10.7: Insulin-dependent diabetes mellitus with multiple complications	
E10.8: Insulin-dependent diabetes mellitus with unspecified complications	

Repeat as required.