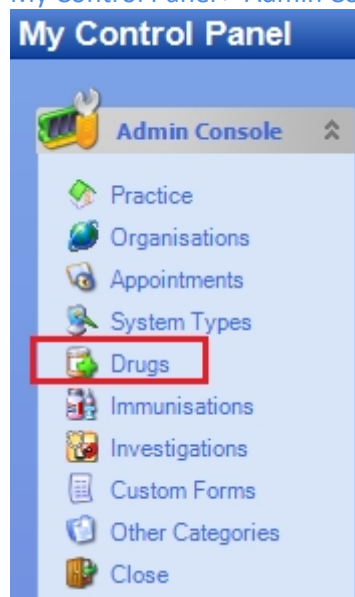


Standard Scripts are a useful tool to quickly add drugs to a patients' chart. Commonly prescribed drugs can be grouped together in a Standard Script which can be easily modified.

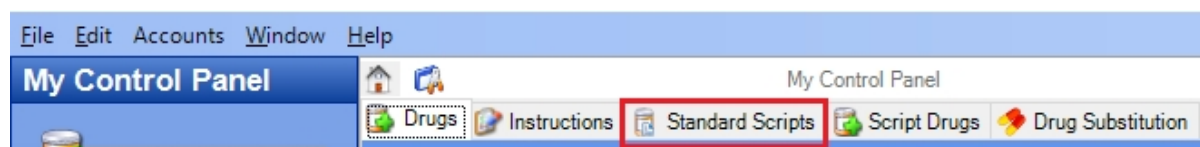
1. Create Standard Script

Navigate to the Drugs menu in Admin Console

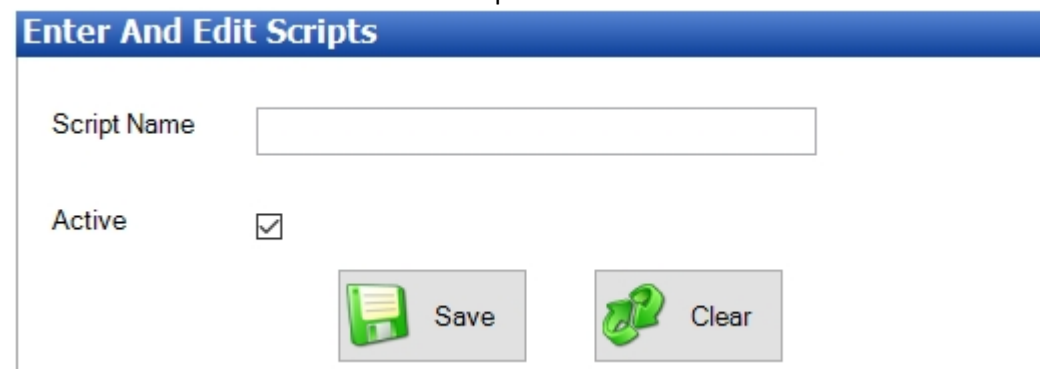
My Control Panel > Admin Console > Drugs



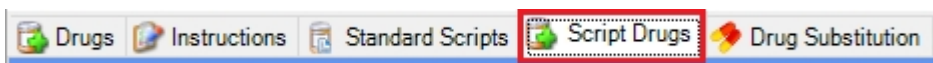
Click the **Standard Scripts** tab.



Enter the name of the new Standard Script and click Save.

A screenshot of the 'Enter And Edit Scripts' form. It features a text input field labeled 'Script Name', a checkbox labeled 'Active' which is checked, and two buttons at the bottom: 'Save' (with a floppy disk icon) and 'Clear' (with a trash can icon).

Next, you need to add drugs to this script so click the **Script Drugs**.



Select the Standard Script just created from the Script Name dropdown list and add each drug required. You can also edit the drugs added to an existing script from here.

Select Script to add and edit drugs

Script Name:

Script Drugs:

Drug Details

Drug:

Generic Name:

Prescription Type: Issues Allowed:

Script Type:

Quantity:

Duration (Days): Generic Only:

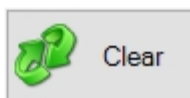
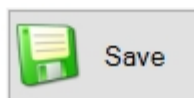
Instruction 1:

Instruction 2:

Instruction 3:

Instruction 4:

[Add Custom Instruction](#) Active



Specify the type of prescription, quantity, duration and instructions. Click Save after adding each drug.

Review or edit a drug added to a script by selecting it from the **Script Drugs** dropdown list.

Select Script to add and edit drugs

Script Name:

Script Drugs:

Drug Details

Drug:

Generic Name: PARACETAMOL

Prescription Type: Issues Allowed:

Script Type:

Quantity:

Duration (Days): Generic Only:

Instruction 1:

Instruction 2:

Instruction 3:

Instruction 4:

[Add Custom Instruction](#) Active:

2. Add a Standard Script Drug to Patient Chart

Open patients chart and begin / edit a consultation. Navigate to Prescriptions and click **Add New**.

In the Add Prescription window click Standard Scripts and select the script from the dropdown list.

The screenshot shows a patient chart for 'Test, Script' (ad1, ad2) with a consultation on 12/04/1980. The 'Prescriptions' menu is open, and 'Add New' is highlighted. The 'Add Prescription' window is displayed, showing 'Standard Scripts' selected in the 'Script' dropdown. The window lists two drugs: PARACETAMOL TABS (Acute, 1 issue, 1 qty, 1 dur) and ROXILLIN (AMOXYCILLIN) CAPS 500MG (Repeat, 1 issue, 30 qty, 30 dur).

Drug	Type	Issues	Qty	Dur
PARACETAMOL TABS	Acute	1	1	1
ROXILLIN (AMOXYCILLIN) CAPS 500MG	Repeat	1	30	30

Highlight the drugs that you wish to add to this patients' chart or click 'Select All'. If you wish to add specific drugs from the list press CTRL on the keyboard and click each drug required.