

socrates

Socrates GP v2.7.2.1 Update User Manual

April 2020

1. Contents

1	Healthmail Rx button added to Prescriptions.....	2
2	Bugs / Tasks.....	5

Socrates Message

This update manual documents the updates that have been made to Socrates GP in release version 2.7.2.1. This release includes the ability to email a prescription directly to a pharmacy using Healthmail together with some bug fixes.

We hope you continue to enjoy using our product and we look forward to receiving your feedback.

Email: support@clanwilliamhealth.com

Regards

Socrates Team, Clanwilliam Health

1 Healthmail Rx button added to Prescriptions

When logged in as a doctor to Socrates you will have a new Healthmail Rx button when printing prescriptions. This will allow you to send the prescription directly to the pharmacy's healthmail account using your healthmail account.

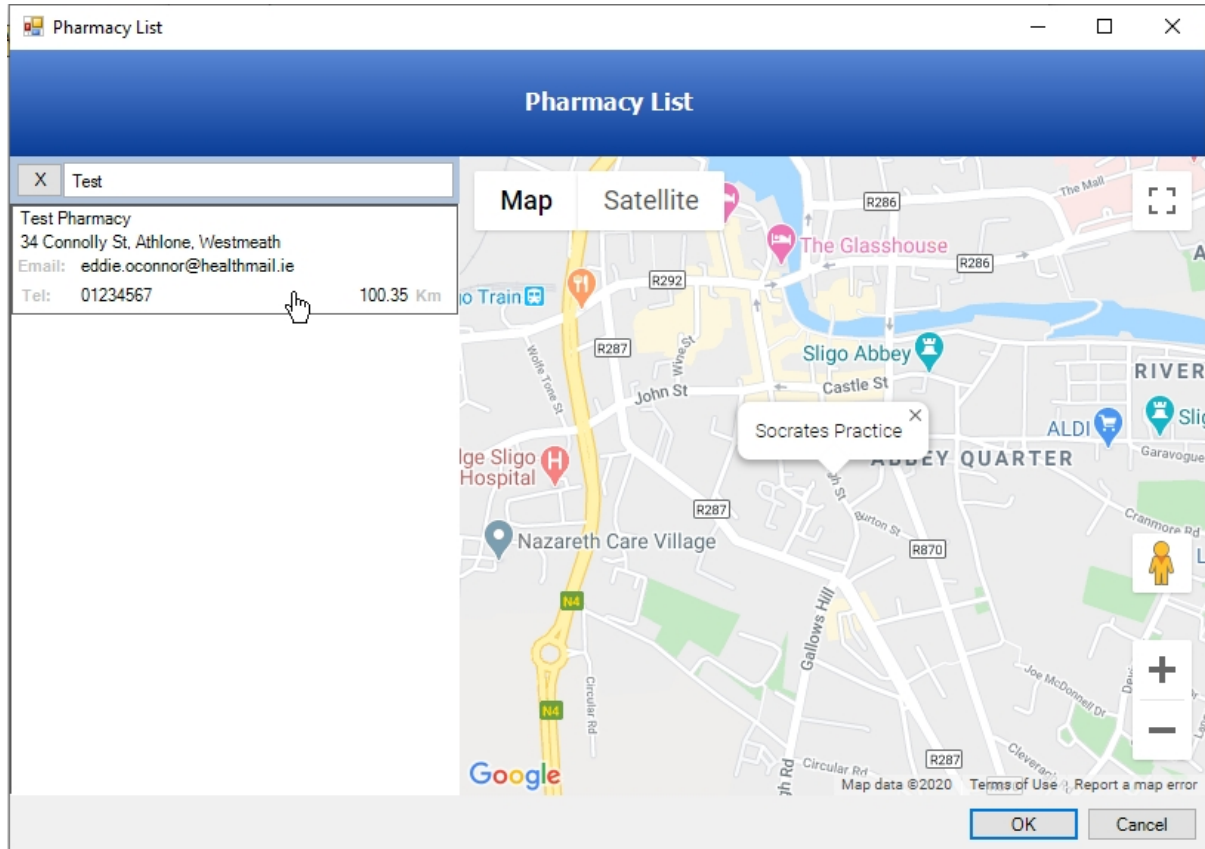
The screenshot shows the Socrates GP software interface. At the top, there is a patient information bar for **Smith, Evan**, including address, phone number, and date of birth. Below this is a toolbar with icons for 'To Print (1)', 'Current', 'Printed (1)', 'Completed (1)', 'Cancelled', and 'Audit'. A 'Print Prescription' dialog box is open, displaying the following information:

- Card Number: M324343A
- Expiry: 30/09/2019
- Patient: Smith, Evan
- Script: GMS
- Issues: 1

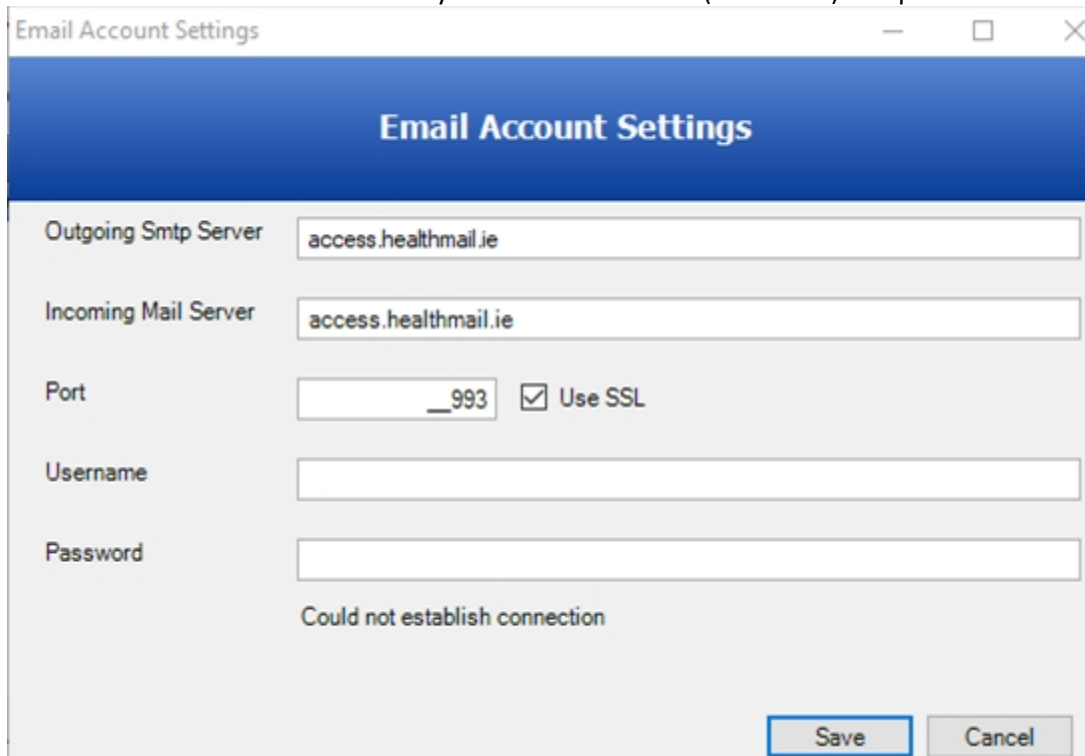
Prescription	Allowed	Remaining	Issue
PARACETAMOL TABS 500MG	6	5	1

At the bottom of the dialog box, there are checkboxes for 'Preview', 'Hand Written Script', 'Issue as', and 'Print 3 Issues'. The 'Issue as' date is set to 28/04/2020. A red box highlights the 'Healthmail Rx' button, which is located next to the 'Print' and 'Close' buttons.

When you click **Healthmail Rx** the Pharmacy list will be displayed. You can select the Pharmacy from the list or search for the Pharmacy by healthmail address or name.



You will be asked to enter and Save your healthmail email (username) and password.



The Pharmacy selected at this point will become the patients Nominated Pharmacy and will be preselected the next time you want to send a prescription for this patient via Healthmail.

[Nominated Pharmacy](#) Test Pharmacy

If you want to select a different pharmacy they can click the Nominated Pharmacy hyperlink

[Nominated Pharmacy](#) to open the Pharmacy List to search for a new pharmacy.

The Dispensed column will show 'Healthmail' hyperlink which you can click on to view the Email history.

QT	Drug	Status	Next Issue	Started	Type	Dur	Rem	Indication	Issued Until	Added By	Dispensed
Long Term											
30	PARACETAMOL TABS - PARACETAMOL 500MG	Active	28/05/2020	28/04/2020	Repeat	30	4		28/05/2020	Paul Johnson	Healthmail

Pharmacy Details are displayed for each email sent.

Sent	Location	Prescriber	Sent By
28/04/2020 11:53	Test Pharmacy	Paul Johnson	Paul Johnson

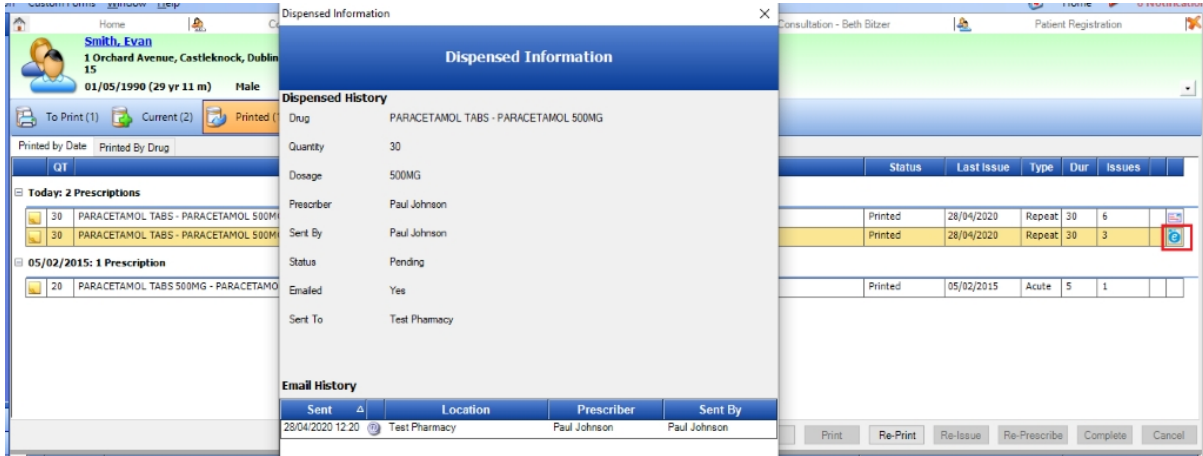
In the Printed queue the Healthmail logo will be displayed. Clicking the logo will show the dispensed information.

QT	Drug	Status	Last Issue	Type	Dur	Issues
Today: 2 Prescriptions						
30	PARACETAMOL TABS - PARACETAMOL 500MG	Printed	28/04/2020	Repeat	30	6

If you use eScript the **Send via e-Script** checkbox will be displayed as usual. If you have this checked and click **Healthmail Rx** then the prescription will be emailed to the Pharmacy via Healthmail and sent to the Pharmacy via eScript.

Dispensed status will show the eScript status e.g. Pending. If you click on the e-Script status the eScript and Healthmail details will be displayed.

In the Printed queue the eScript logo will be displayed. When the user clicks on the logo the eScript and Healthmail details will be displayed.



2 Bugs / Tasks

- Due to the HSE Clinical response delay we are updating CDM messages that are accepted by PCRS to now show as Accepted instead of Awaiting until the clinical responses are ready to be sent by the HSE.