

E-Script, a prescription notification service will send the prescription recorded & printed from Socrates electronically to the Pharmacy selected.

1. eScript Configuration

eScript can be enabled from the Socrates Server Manager.

Practice Location Lat/Lng

Open My Control Panel > Admin Console > Practice. Click the Google Maps icon in the Latitude / Longitude field and save the details.

Practice Details

Healthcare Centres: Socrates Healthcare Student PC (Main Str)

Name: Socrates Healthcare Student PC Address 1: Protek House

Unique Practice ID: 9283749 Address 2: Finisklin Business Park

Telephone No.: 0719193600 Address 3: Sligo

Fax No.: 0719150822 Address 4:

Email: Lat/Lng: 54.2736863, -8.4942429

2. eScript Registration

When the doctor prints a prescription **Send Electronically** will be checked by default. When the doctor clicks **Print** a new account will attempt to be created.

Print Prescription

Patient: Test, E-Script

Script: Private Issues: 1

Prescription	Allowed	Remaining	Issue
CALCICHEW D3 FORTE 1 G + 800 UNITS CHEWABLE TABLETS 80	6	5	1

Preview Issue as 13/08/2015

Hand Written Script Print 3 Issues

Send Electronically

Print Close

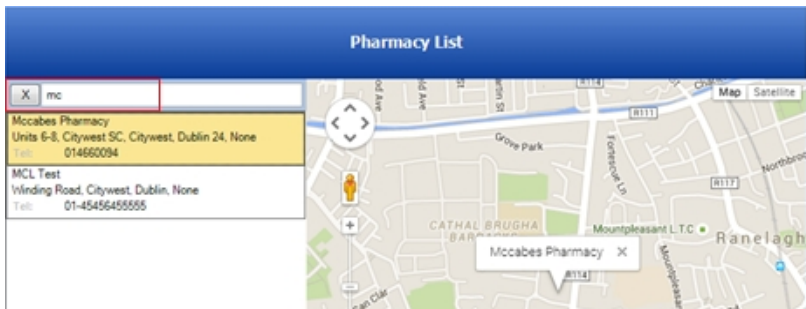
The doctor must read the consent and click Yes to be registered on e-Script. [Consent is displayed in Control Panel > My Profile > Consent]

3. Send eScript

The Patients consent will be displayed the first time an eScript is sent for the patient. The doctor must enter the patient’s mobile number and confirm their consent to register on escript. [Patient consent is recorded in Patient Registration > Extra Patient Details > Consent]


Select the Patients Pharmacy and click ok to send the E-Script or double click on the Pharmacy..

Type in the Search field or scroll through the available list. The Pharmacy list will be sorted A – Z if the Practice does not have the Lat/Longitude set in Practice details.



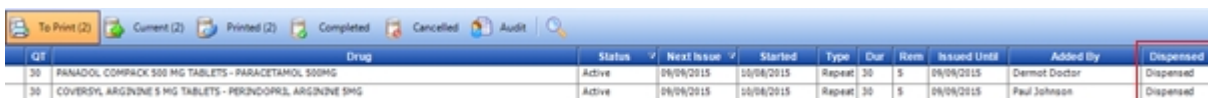
Nominated Pharmacy

The last pharmacy used for the patient is displayed the next time a prescription is printed. Click **Nominated Pharmacy** to search & select another Pharmacy.



4. E-Script Medication Status

A patients’ prescription history is synchronised on chart load and when Printing Prescriptions. The Dispensed Status in the patients’ chart will be updated if the prescription is marked as Dispensed by the Pharmacy.



QT	Drug	Status	Next Issue	Started	Type	Dur	Rem	Issued Until	Added by	Dispensed
30	PANADOL COMPACT 500 MG TABLETS - PARACETAMOL 500MG	Active	09/09/2015	10/08/2015	Repeat	30	5	09/09/2015	Demot Doctor	Dispensed
30	COVERSYL ARGININE 5 MG TABLETS - PERINDOPRIL ARGININE 5MG	Active	09/09/2015	10/08/2015	Repeat	30	5	09/09/2015	Paul Johnson	Dispensed

5. User Preference

If the doctor does not wish for the **Send Electronically** to be checked by default select Edit > Preferences. Select Prescriptions tab and uncheck 'Send eScript Electronically'.

