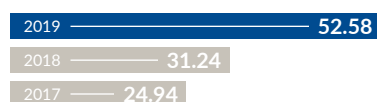


# Strong performance & sustainable growth

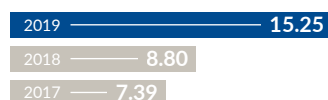
## Financial highlights

### Revenue (£m)



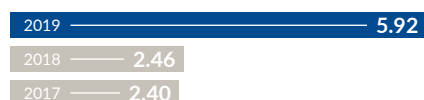
**+69%**

### Operating profits (£m)



**+73%**

### Adjusted\* profit before tax (£m)



**+141%**

### Annualised revenues at the year end of around

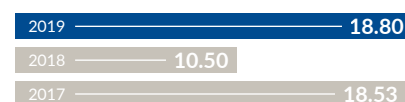
**£70m**

### Dividend (pence per share)

**4.0p**

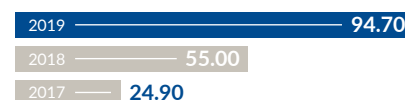
(2018: 4.0p), making 6.0p for year  
(2018: 4.0p)

### Adjusted\*\* diluted earnings per share (p)



**+79%**

### Gross assets (£m)



**£94.7m**

### Non-recurring acquisition costs and related material items

**£14.3m**

(2018: £2.3m)

### Net borrowings

**£2.9m**

(2018: net cash £8.4m)

### Profit and total comprehensive income for the year

**£0.8m**

(2018: £6.4m), diluted earnings  
per share (28.1p) (2018: 0.6p)

\* Adjusted profit before tax is calculated as the profit before tax after adding back non-recurring items (as shown in note 9 to the financial statements) and after deducting the non-controlling interests shown in statutory accounts

\*\* Adjusted earnings per share is computed from adjusted profit before tax after deducting taxation