



**WOLVERTON
109**



A DEVELOPMENT BY

Oryx
Real
Estate
Partners

PEMBURY
REAL ESTATE



AVAILABLE FREEHOLD OR LEASEHOLD

NEW LOGISTICS WAREHOUSE 109,633 SQ FT (10,185 SQ M)



AVAILABLE NOW



MOLARS • SITTING • PASSWORDS

23 OLD WOLVERTON ROAD MILTON KEYNES MK12 5NL

NEW INDUSTRIAL WAREHOUSE

109,633 SQ FT (10,185 SQ M)

MILTON KEYNES

HOWDENS

Travis Perkins

B/S/H/
BSH Home Appliances Group

Coca-Cola

JEWSON

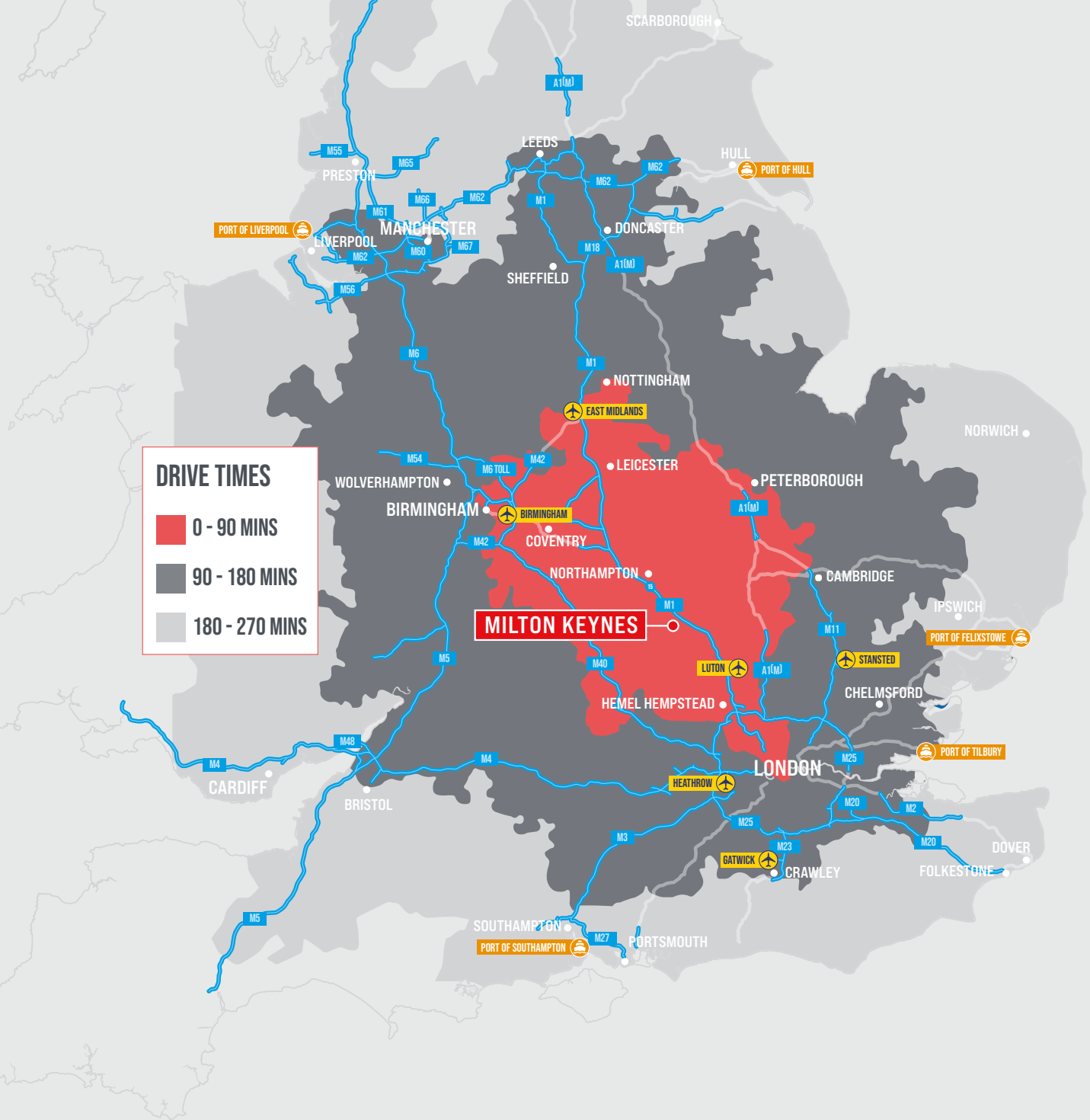
WOLVERTON
109



Wolverton 109 is located in the heart of the UK making it an ideal location to service your logistics network requirements and providing easy access to key UK consumer markets within a 4.50-hour travel time.

DEMOGRAPHICS

Milton Keynes benefits from a significant population catchment and access to a highly skilled work force within just 45-minutes.



LOCATION FOR COMMUNITY

Wolverton 109 is also ideally located to provide easy access for staff and visitors. Wolverton Train Station is located less than 1-mile to the east, providing great public transport links and direct trains to London. Milton Keynes Central train station is just 10-minutes journey south.



Drive Times (By Car)	Distance Miles	Travel Time
M1 (J14)	7 miles	15 mins
M25 (J21)	37 miles	45 mins
Birmingham	66 miles	1hrs 20 mins
London	58 miles	1hrs 50 mins
Manchester	154 miles	2hrs 50 mins

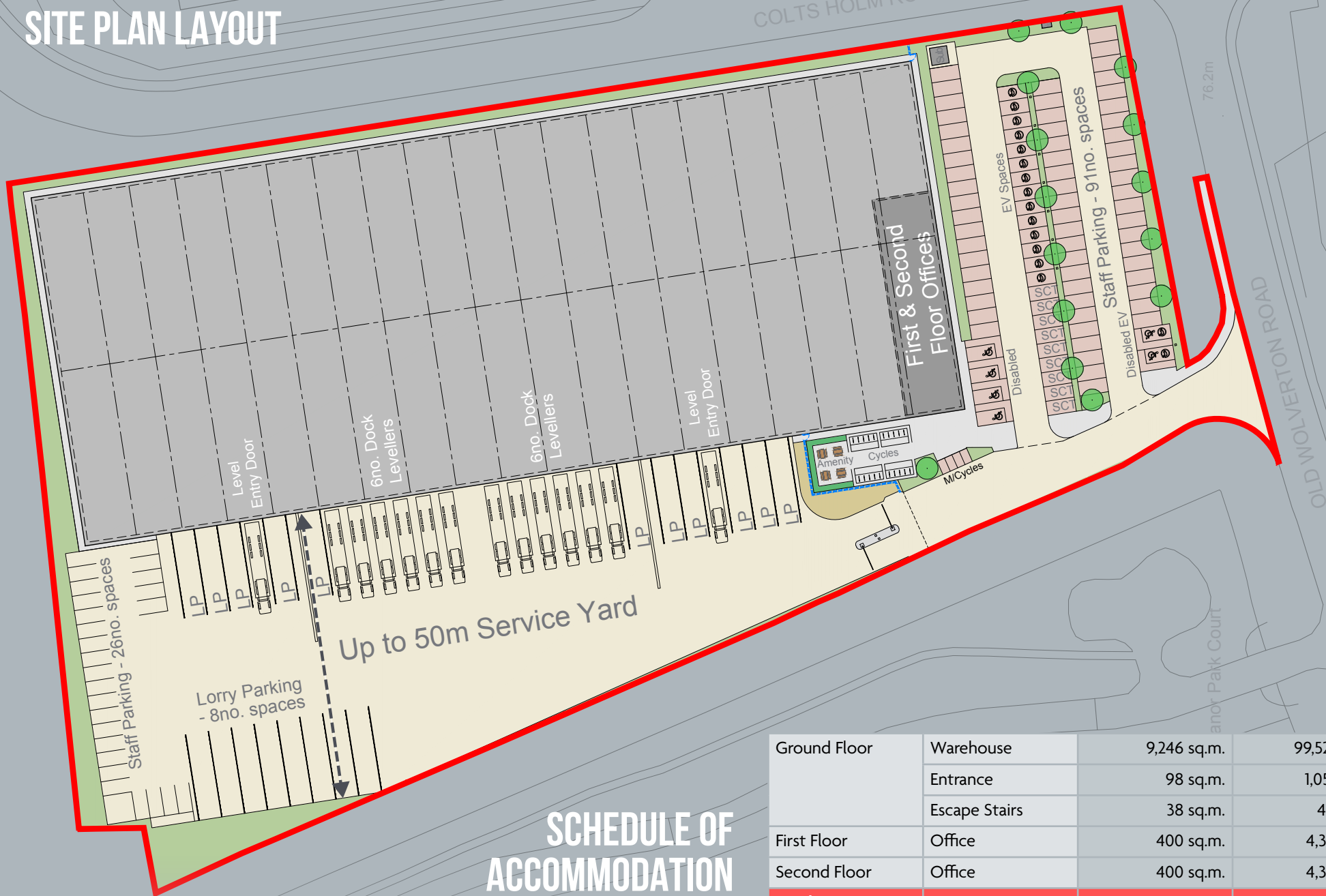


Train Times (from Milton Keynes Central)	Travel Time
London Euston	34 mins
Birmingham	54 mins
Manchester	1hrs 37 mins

Source: National Rail.



SITE PLAN LAYOUT





SCHEDULE OF ACCOMMODATION


*GROSS EXTERNAL AREAS

Ground Floor	Warehouse	9,246 sq.m.	99,528 sq.ft.
	Entrance	98 sq.m.	1,058 sq.ft.
	Escape Stairs	38 sq.m.	419 sq.ft.
First Floor	Office	400 sq.m.	4,314 sq.ft.
Second Floor	Office	400 sq.m.	4,314 sq.ft.
Total		10,185 sq.m.	109,633 sq.ft.


TECHNICAL SPECIFICATIONS

**WAREHOUSE**







**UP TO
50 METRE YARD**




**12.50 METRE
EAVES HEIGHT**




**12 DOCK LEVEL
DOORS**




**750KVA
POWER SUPPLY**





**2 LEVEL ACCESS
DOORS**




**50 KN/M2
FLOOR LOADING**

**OFFICES**







**RAISED
ACCESS FLOORS**




**SUSPENDED
CEILINGS**




**AIR SOURCE
HEAT PUMP HEATING**




**CARPETED FLOORS
& PAINTED WALLS**





**KITCHEN AMENITY
STATION**




**PASSENGER
LIFT**

**EXTERNALS**







**16 ELECTRIC
CHARGING POINTS**




**CYCLE
PARKING**




**DEDICATED
CAR PARK**



**AMENITY
AREA**



**PERIMETER SECURITY
FENCING**



**LANDSCAPED
EXTERNALS**

ESG AND SUSTAINABILITY

Pembury Real Estate and Oryx Real Estate Partners strongly believe that if we all make meaningful, incremental improvements to everything we do, then together we can deliver lasting, positive, environmental and social change.

We're deeply committed to minimising our impacts on the environment whilst also maximising our positive impact on society.

ENVIRONMENTAL

- Protecting the environment by making physical changes to the way we do business.
- Guaranteeing that all new buildings we develop will target EPC A and BREEAM Excellent as a minimum.

SOCIAL RESPONSIBILITY

- Actively promote opportunities for everyone, regardless of their background.
- Foster growth in the communities in which we operate.
- Give back through charitable contributions.

GOVERNANCE

- Making decisions about the future growth of our business by reference to the impact those decisions may have on society and the environment.
- Operating our business to the highest ethical standards.



ESG & SUSTAINABILITY

FEATURES AS STANDARD



MK CARBON OFFSET FUND
CONTRIBUTOR



45% LESS CO² EMISSIONS COMPARED
TO A STANDARD BUILDING



63% GREATER AIR TIGHTNESS
COMPARED TO PART 'L' STANDARDS



NATURAL DAYLIGHT -
10% ROOFLIGHTS



420M² SOLAR PANELS



LANDSCAPED AMENITY AREA



HEDGEHOG HOUSES



ESG & SUSTAINABILITY

FEATURES AS STANDARD



BREEAM EXCELLENT AND EPC A



RAINWATER HARVESTING



AIR SOURCE HEAT PUMP HEATING



HIGH EFFICIENCY LED LOW
ENERGY LIGHTING



EV CHARGING



CLOSE PROXIMITY TO WOLVERTON
TRAIN STATION



BIRD BOXES



THE DEVELOPER

Wolverton 109 is brought to you by specialist developers Pembury Real Estate and Oryx Real Estate Partners.

Pembury Real Estate is a privately owned real estate investment and development company specialising in the UK industrial and logistics sector with a proven track record for delivering best in class warehouse and logistics buildings. We're passionate about delivering quality buildings for a sustainable future which we can be proud to say we developed. You can find out more about us on our website: www.pemburyrealestate.co.uk

PEMBURY
REAL ESTATE

PAST PROJECTS

FORMER WEETABIX CORBY



Pembury Real Estate Ltd acquired the 8-acre former Weetabix factory located on the Earlstrees Industrial Estate, Corby. The purchase was completed unconditionally and the former factory complex has been demolished, to be replaced with a new, best-in-class, industrial warehouse development comprising 160,800 sq ft. Planning was granted in September 2022 and the scheme is currently under construction, with a completion date due in autumn 2024.

PENRHYN ROAD KNOWSLEY



Pembury Real Estate Ltd acquired a prime, 5.30-acre site at Penrhyn Road, Knowsley. The site was previously owned by an Energy from Waste power operator but was surplus to requirements.

Pembury submitted a planning application for a best in class industrial warehouse development comprising up to 110,000 sq.ft. ABRDN forward funded the project which completed in December 2023.

ORBITAL PARK ASHFORD



Ashford Thirty-Four is located on Orbital Park, Ashford. Pembury Real Estate Ltd acquired this 2-acre site in 2021 and secured planning permission for a 34,100 sq.ft building.

We procured construction and completed the development on time and on budget in Spring 2022. The development was pre-let during construction to regional occupier, Blue Chyp, and the investment simultaneously pre-sold to London Metric.



FURTHER INFORMATION

For further information please contact the following:

TOM FAIRLIE

tom.fairlie@dtre.com
07747 441 858

OLLIE WITHERS

ollie.withers@dtre.com
07496 852 526



JAMES SAXBY

james.saxby@jll.com
07801 667 692

SOPHIE KETTLEWELL

sophie.kettlewell@jll.com
07801 667 586



ED COLE

ed.cole@incore.co.uk
07872 677 751

RICHARD JAMES MOORE

rjm@incore.co.uk
07469 403 599



JAMES WRIGHT

james@pemburyrealestate.co.uk
07584 631 589

RUSSELL TAYLOR

russell@pemburyrealestate.co.uk
07775 650 794

www.pemburyrealestate.co.uk

Liberty House
222 Regent Street
London W1B 5TR



MISREPRESENTATION ACT: Pembury Real Estate is a trading name for Pembury Development Management Limited. Pembury Development Management Limited, DTRE, Incore and JLL for themselves and for the vendors or lessors of this property, whose agents give notice that: a) all particulars are set out as general outline only for the guidance of intending purchasers or lessees, and do not comprise part of an offer or contract: b) all descriptions, dimensions, references to condition and necessary permissions for use and occupation, and other details are given in good faith and are believed to be correct but any intending purchasers or tenants should not rely on them as statements or representations of fact but must satisfy themselves by inspection or otherwise as to the correctness of each of them. c) no person in the employment of Pembury Real Estate, DTRE, Incore and JLL has any authority to make any representation of warranty whatsoever in relation to this property. Designed and produced by Creativeworld. Tel +44 [0] 1282 858200 June 2025.