



APPROVED CONTRACTOR

This report is not valid if the serial number has been defaced or altered

192868

Original (to the person ordering the work)

IPN18

ELECTRICAL INSTALLATION CONDITION REPORT

Issued in accordance with BS 7671: 2018 - Requirements for Electrical Installations

PART 1: DETAILS OF THE CONTRACTOR, CLIENT AND INSTALLATION

DETAILS OF THE CONTRACTOR

Registration No: 22672 Branch No:
Trading Title: PAUL WILLIAMS ELECTRICAL
Address: 21 ST. JAMES ROAD
NEWCASTLE
Postcode: NE4 6UR Tel No: 07715 40736

DETAILS OF THE CLIENT

Contractor Reference Number (CRN):
Name:
Address:
Postcode: Tel No:

DETAILS OF THE INSTALLATION

Occupier: PY EMPLOYEES UNION
Address: MANCHESTER ROAD
1000 GRAYS INDUSTRIAL PARK
MANCHESTER
Postcode: M14 6UL Tel No:

PART 2: PURPOSE OF THE REPORT

Purpose for which this report is required: INSURANCE

Date(s) when inspection and testing was carried out: 17/07/22 (.....) Records available: YES (.....) Previous report date: (.....) NA

PART 3: SUMMARY OF THE CONDITION OF THE INSTALLATION

General condition of the installation (in terms of electrical safety):

SOME ADJAS NOT IN USE, SOME PARTS ACCESSORIES, HOWEVER WHEN MAINTAINED, FAIR CONDITION FOR AGE.

Estimated age of electrical installation: 50 (.....) years Evidence of additions or alterations: YES (.....)

Overall assessment of the installation is: **Satisfactory/Unsatisfactory*** (delete as appropriate)

PART 4: DECLARATION

INSPECTION AND TESTING

I, being the person responsible for the inspection and testing of the electrical installation, particulars of which are described in PART 7, having exercised reasonable skill and care when carrying out the inspection and testing of the existing installation, hereby CERTIFY that the information in this report, including the observations (page 2) and the attached schedules, provides an accurate assessment of the condition of the electrical installation taking into account the stated extent of the installation and the limitations on the inspection and testing.

Name (capital): PA WILLIAMS Signature: [Signature] Date: 17/07/22

REVIEWED BY THE REGISTERED QUALIFIED SUPERVISOR FOR THE APPROVED CONTRACTOR

Name (capital): PA WILLIAMS Signature: [Signature] Date: 17/07/22

*An unsatisfactory assessment indicates that dangerous (CODE C1) and/or potentially dangerous (CODE C2) conditions have been identified in PART 6, or that Further Investigation (CODE F1) without delay is required.

ELECTRICAL INSTALLATION CONDITION REPORT

Issued in accordance with BS 7671: 2018 - Requirements for Electrical Installations

PART 7: DETAILS AND LIMITATIONS OF THE INSPECTION AND TESTING

The inspection and testing has been carried out in accordance with BS 7671: 2018, as amended. Cables concealed within trunking and conduits, or cables and conduits concealed under floors, in inaccessible roof spaces and generally within the fabric of the building or underground, have not been visually inspected unless specifically agreed between the Client and the Inspector prior to inspection.

Details of the installation covered by this report: WILSON ISPADSTONE TUNNEL & EXHAUST ROSS RD.

Agreed limitations including the reasons, if any, on the inspection and testing: 10% OF ACCESSIBLE WIRING & NEARBY WIRING SYSTEMS SAME LIMITATIONS DUE TO ACCESS. (see additional page No.)

Extent of sampling: 10/10 Agreed with (print name): CLIENT (see additional page No.)

PART 8: SUPPLY CHARACTERISTICS AND EARTHING ARRANGEMENTS

| System type and earthing arrangements | | Number and type of live conductors | | Nature of supply parameters | |
|---|------------------------------------|---|--------------------------|-----------------------------|--|
| TN-C-S: (.....) <input checked="" type="checkbox"/> | TN-S: (.....) | AC | 1-phase, 2-wire: (.....) | 2-phase, 3-wire: (.....) | Nominal line voltage, U ₀ (1): |
| Other (state): | TT: (.....) | DC | 3-phase, 3-wire: (.....) | 3-phase, 4-wire: (.....) | Nominal line voltage to Earth, U ₀ (1): |
| Supply protective device (BS (EN) Type: (.....) <u>BS61</u>) | Rated current: (.....) A <u>60</u> | Confirmation of supply polarity: | 2-wire: (.....) | Other: (.....) | Nominal frequency, f (1): |
| | | Other sources of supply (as detailed on attached schedule) Page No: (.....) | 3-wire: (.....) | | Prospective fault current, I _{pf} (1)*: |
| | | | | | External loop impedance, Z _e (1)*: |

(1) By enquiry, measurement, or by calculation

PART 9: PARTICULARS OF INSTALLATION REFERRED TO IN THIS REPORT

| Means of Earthing | | Main protective conductors | | Main protective bonding connections | | Main switch / Switch-fuse / Circuit-breaker / RCD | |
|---|---------------------------------------|---|---|-------------------------------------|---------------------------------|--|---|
| Distributor's facility: (.....) <input checked="" type="checkbox"/> | Installation earth electrode: (.....) | Earthing conductor: (material) <u>Copper</u> csa (.....) mm ² | Connection / continuity verified: (.....) | Water installation pipes: (.....) | Gas installation pipes: (.....) | Type: (BS (EN) <u>60347</u>) | Location: (<u>Solar room at Ross</u>) |
| Where an earth electrode is used insert Type - rod(s), tape, etc: (.....) | Location: (.....) | Main protective bonding conductors: (material) <u>Copper</u> csa (<u>6</u>) mm ² | Connection / continuity verified: (.....) | Structural steel: (.....) | Oil installation pipes: (.....) | No. of poles: (<u>3</u>) | Rating / setting of device: (<u>60</u>) A |
| Electrode resistance to Earth: (.....) Ω | | | | Lightning protection: (.....) | Other (state): (.....) | Current rating: (<u>100</u>) A | Voltage rating: (<u>230</u>) V |
| | | | | | | Where an RCD is used as the main switch RCD rated residual operating current, I _{Δn} : (.....) mA | |
| | | | | | | Measured operating time: (.....) ms Rated time delay: (.....) ms | |

*Where the installation is supplied by more than one source, the higher or highest values of prospective fault current, I_{pf}, and external earth fault loop impedance, Z_e, must be recorded.



This continuation sheet is not valid if the serial number is not the same as the ICN/IPN* 18/192868
 * Delete as appropriate

SCHEDULE OF CIRCUIT DETAILS FOR THE INSTALLATION - CONTINUATION

| | |
|---|--------------------------------------|
| <p>TO BE COMPLETED ONLY IF THE DISTRIBUTION BOARD IS NOT CONNECTED DIRECTLY TO THE ORIGIN OF THE INSTALLATION*</p> <p>Location of distribution board: 1st. Floor</p> <p>Distribution board designation: W2(L)W2</p> <p>Supply to distribution board is from: MHW down at MR</p> <p>No of phases: 1</p> <p>Nominal voltage: 230 V</p> <p>Overcurrent protective device for the distribution circuit: 60 A</p> <p>Rating: 3056</p> <p>Type: BS (EN)</p> | <p>TO BE COMPLETED IN EVERY CASE</p> |
|---|--------------------------------------|


| Circuit number and line | | Circuit designation | Type of wiring (see code below) | Reference method | Number of points served | Live | Conductors: csa | Max. disconnection (s) (being permitted by BS 7671) | BS (EN) | Type | Rating | Short-circuit capacity | Operating current, I _n | Maximum I _n permitted by BS 7671 |
|-------------------------|--|---------------------|---------------------------------|------------------|-------------------------|------|-----------------|---|---------|------|--------|------------------------|-----------------------------------|---|
| | | | | | | | | | | | | | | |

NOT USED

* In such cases, details of the distribution (sub-main) circuit(s), together with the test results for the circuit(s), must also be provided on continuation schedules.

† See Table 4A2 of Appendix 4 of BS 7671

| CODES FOR TYPE OF WIRING | | | | | | | | | | | | | | | | | |
|--------------------------|--------------------------------|---|--|---|--|---|---|---|---|---|---------------------------|---|---------------------------|---|--------------------------|---|----------------------|
| A | Thermoplastic insulated cables | B | Thermoplastic cables in metallic conduit | C | Thermoplastic cables in non-metallic conduit | D | Thermoplastic cables in metallic trunking | E | Thermoplastic cables in non-metallic trunking | F | Thermoplastic /SWA cables | G | Thermosetting /SWA cables | H | Mineral-insulated cables | O | Other - please state |



This continuation sheet is not valid if the serial number is not the same as the corresponding certificate or report
 * Delete as appropriate
 18/192868

SCHEDULE OF TEST RESULTS FOR THE INSTALLATION - CONTINUATION

TO BE COMPLETED ONLY IF THE DISTRIBUTION BOARD IS NOT CONNECTED DIRECTLY TO THE ORIGIN OF THE INSTALLATION

Characteristics at this distribution board

Confirmation of supply polarity

* See note below

Z_s 0.67Ω Operating times At $I_{\Delta n}$ 5 ms

I_{pr} 2.71 kA RCD (if any) of associated At $I_{\Delta n}$ (if applicable) 5 ms

Test instruments (serial numbers) used:

RCD Multi-function Other

Earth fault loop impedance Insulation resistance Continuity

| Circuit number and line | Ring final circuits only (measured end to end) | | All circuits (at least one column to be completed) | | Line/Line (M Ω) | Line/Neutral (M Ω) | Line/Earth (M Ω) | Neutral/Earth (M Ω) | Insulation resistance (Record lower or lowest value) | Polarity (✓) | Maximum measured earth fault impedance, Z_s (Ω) | Operating times at $I_{\Delta n}$ (ms) (if applicable) | Test button operation (✓) |
|--|--|-----------------|--|-------|-------------------------|----------------------------|--------------------------|-----------------------------|--|--------------|--|--|---------------------------|
| | R_1 (Line) | R_n (Neutral) | R_2 (R $_1$ + R $_2$) | R_2 | | | | | | | | | |
| <p>TEST RESULTS</p> <p style="font-size: 2em; transform: rotate(-45deg); opacity: 0.5;">NICEIC</p> | | | | | | | | | | | | | |

* Note: Where the installation can be supplied by more than one source, such as a primary source (e.g. public supply) and a secondary source (e.g. standby generator), the higher or highest values must be recorded.

TESTED BY

[Signature]

Name: (CAPITALS)

M. Williams


Date of testing:

17/07/22

Position:

M/J/S

Original. For the reasons explanation see serial 1.



This continuation sheet is not valid if the serial number is not the same as the ICN/IPN* 18 | 192868
 * Delete as appropriate

SCHEDULE OF TEST RESULTS FOR THE INSTALLATION - CONTINUATION

TO BE COMPLETED ONLY IF THE DISTRIBUTION BOARD IS NOT CONNECTED DIRECTLY TO THE ORIGIN OF THE INSTALLATION

Characteristics at this distribution board

Confirmation of supply polarity

* See note below

Z_s Ω 0.05 At In M ms

I_{pr} kA 3.98 RCD (if any) of associated At SIn (if applicable) M ms

Earth fault loop impedance

Insulation resistance

Continuity

Test instruments (serial numbers) used:

RCD

Multi-function

Other

| Circuit number and line | Ring final circuits only (measured end to end) | | | All circuits (at least one column to be completed) | | Insulation resistance (Record lower or lowest value) | | Polarity | Maximum measured earth fault loop impedance, Z_s (Ω) | Operating times at In (ms) (if applicable) | Test button operation (\checkmark) |
|-------------------------|--|-----------------|-------------|--|-------|--|----------------------------|----------|---|--|--|
| | r_1 (Line) | r_n (Neutral) | r_2 (cpc) | $R_1 + R_2$ | R_2 | Line/Line (M Ω) | Line/Neutral (M Ω) | | | | |
| 1 | M | M | M | M | M | M | M | M | M | M | M |
| 2 | M | M | M | M | M | M | M | M | M | M | M |

* Note: Where the installation can be supplied by more than one source, such as a primary source (e.g. public supply) and a secondary source (e.g. standby generator), the higher or highest values must be recorded.

Signature: *[Handwritten Signature]*
 Name: (CAPTALS)
 Position: M/GR
 Date of testing: 17/07/22

Original from the person conducting the work



This continuation sheet is not valid if the serial number is not the same as the ICN/IPN* or 142862
 * Delete as appropriate

SCHEDULE OF TEST RESULTS FOR THE INSTALLATION - CONTINUATION

TO BE COMPLETED ONLY IF THE DISTRIBUTION BOARD IS NOT CONNECTED DIRECTLY TO THE ORIGIN OF THE INSTALLATION

Characteristics at this distribution board

Confirmation of supply polarity

* See note below

Z_s Operating times At Ln ms 0.04

I_{pf} RCD (if any) At Ln (if applicable) ms 3.22

Earth fault loop impedance

Insulation resistance

Continuity

Test instruments (serial numbers) used:

RCD

Multi-function

Other

| Circuit number and line | Circuit impedances (Ω) | | | Ring final circuits only (measured end to end) | | | All circuits (at least one column to be completed) | | | Insulation resistance (Record lower or lowest value) | | | Polarity | Maximum measured earth fault loop impedance Z_s (Ω) | RCD | |
|-------------------------|---------------------------------|-----------------|-------------|--|-------------------|-----------|--|------------|---------------|--|--------------|------------|----------|--|-----|---------------|
| | R_1 (Line) | R_2 (Neutral) | R_3 (cpc) | $R_1 + R_2$ | $R_1 + R_2 + R_3$ | Line/Line | Line/Neutral | Line/Earth | Neutral/Earth | Line/Line | Line/Neutral | Line/Earth | | | | Neutral/Earth |
| 1 | M | U | M | M | M | M | M | M | M | M | M | M | M | M | M | M |
| 2 | M | M | M | M | M | M | M | M | M | M | M | M | M | M | M | M |
| 3 | M | M | M | M | M | M | M | M | M | M | M | M | M | M | M | M |
| 4 | M | M | M | M | M | M | M | M | M | M | M | M | M | M | M | M |
| 5 | M | M | M | M | M | M | M | M | M | M | M | M | M | M | M | M |
| 6 | M | M | M | M | M | M | M | M | M | M | M | M | M | M | M | M |
| 7 | M | M | M | M | M | M | M | M | M | M | M | M | M | M | M | M |
| 8 | M | M | M | M | M | M | M | M | M | M | M | M | M | M | M | M |
| 9 | M | M | M | M | M | M | M | M | M | M | M | M | M | M | M | M |
| 10 | M | M | M | M | M | M | M | M | M | M | M | M | M | M | M | M |
| 11 | M | M | M | M | M | M | M | M | M | M | M | M | M | M | M | M |
| 12 | M | M | M | M | M | M | M | M | M | M | M | M | M | M | M | M |

TESTED BY _____

Name: (CAPITALS) _____


Signature: _____

Date of testing: _____

Position: _____

* Note: Where the installation can be supplied by more than one source, such as a primary source (e.g. public supply) and a secondary source (e.g. standby generator), the higher or highest values must be recorded.

Original IPN - this document is not valid if the serial number is not the same as the ICN/IPN* or 142862



SCHEDULE OF CIRCUIT DETAILS FOR THE INSTALLATION - CONTINUATION

This continuation sheet is not valid if ICN/IPN* 18/192862 the serial number is not the same as the corresponding certificate or report. * Delete as appropriate


| | |
|---|---|
| Location of distribution board: DIST. Board 4 Distribution board designation: Ass. MMS | TO BE COMPLETED IN EVERY CASE |
| Supply to distribution board is from: Main Board & Switch Overcurrent protective device for the distribution circuit: 60A Type: BS (EN) Rating: 30A6 | TO BE COMPLETED ONLY IF THE DISTRIBUTION BOARD IS NOT CONNECTED DIRECTLY TO THE ORIGIN OF THE INSTALLATION* |
| No of phases: 1 Associated RCD (if any): BS (EN) Nominal voltage: 230 V RCD No of poles: 1 | No of phases: 1 Associated RCD (if any): BS (EN) Nominal voltage: 230 V RCD No of poles: 1 |

| Circuit number and line | Circuit designation | Type of wiring (see code below) | Reference method | Number of points served | Live conductors: csa | Circuit conductors: csa | Max. disconnection time permitted by BS 7671 (s) | BS (EN) | Overcurrent protective devices |
|-------------------------|---------------------|---------------------------------|------------------|-------------------------|----------------------|-------------------------|--|---------|--------------------------------|
| 1 | Circuit 1 | A | ↓ | 1 | 1 | 1 | 0.4 | BS (EN) | RCD |
| 2 | Circuit 2 | A | ↑ | 1 | 1 | 1 | 0.4 | BS (EN) | RCD |
| 3 | Circuit 3 | A | ↑ | 1 | 1 | 1 | 0.4 | BS (EN) | RCD |
| 4 | Circuit 4 | A | ↑ | 1 | 1 | 1 | 0.4 | BS (EN) | RCD |
| 5 | Circuit 5 | A | ↑ | 1 | 1 | 1 | 0.4 | BS (EN) | RCD |

* In such cases, details of the distribution (sub-main) circuits, together with the test results for the circuits, must also be provided on continuation schedules. † See Table 4A2 of Appendix 4 of BS 7671

| CODES FOR TYPE OF WIRING | | | | | | | | | |
|--------------------------|--|---|--|---|--|--------------------------|---|---|---|
| A | Thermoplastic insulated/ sheathed cables | B | Thermoplastic cables in metallic conduit | C | Thermoplastic cables in non-metallic conduit | D | Thermoplastic cables in metallic trunking | E | Thermoplastic cables in non-metallic trunking |
| F | Thermoplastic /SWA cables | G | Thermosetting /SMA cables | H | Mineral-insulated cables | 0 (Other - please state) | | | |

Original To the person ordering the work.



This continuation sheet is not valid if the serial number is not the same as the ICN/IPN* 18/192868
 * Delete as appropriate

SCHEDULE OF CIRCUIT DETAILS FOR THE INSTALLATION - CONTINUATION

| | |
|---|---|
| <p>Location of distribution board: 1ST. Floor</p> <p>board designation: W 2000x600</p> <p>Supply to distribution board is from: Main circuit in distribution board</p> <p>Overcurrent protective device for the distribution circuit: Rating: 63 A RCD No of poles: 2</p> <p>Type: BS (EN)</p> | <p>TO BE COMPLETED IN EVERY CASE</p> <p>TO BE COMPLETED ONLY IF THE DISTRIBUTION BOARD IS NOT CONNECTED DIRECTLY TO THE ORIGIN OF THE INSTALLATION*</p> |
|---|---|

| Circuit number and line | Circuit designation | Type of wiring (see code below) | Reference method | Number of points served | Circuit conductors: csa | | Max. disconnection time permitted by BS 7671 (s) | Overcurrent protective devices | |
|-------------------------|---------------------|---------------------------------|------------------|-------------------------|-------------------------|-----|--|--------------------------------|------|
| | | | | | Live | CPC | | BS (EN) | Type |
| 1 | External | A | B | 4 | 2.5 | 1.5 | 0.4 | C | 15 |
| 2 | Raw 1 circuits | | | | | | | | 10 |
| 3 | Raw 2 circuits | | | | | | | | 10 |
| 4 | Raw 3 circuits | | | | | | | | 10 |
| 5 | Circuits | | | | | | | | 10 |
| 6 | | | | | | | | | 10 |
| 7 | | | | | | | | | 10 |
| 8 | | | | | | | | | 10 |
| 9 | | | | | | | | | 10 |
| 10 | | | | | | | | | 10 |

* In such cases, details of the distribution (sub-main) circuit(s), together with the test results for the circuit(s), must also be provided on continuation schedules.

↓ See Table 4A2 of Appendix 4 of BS 7671

CODES FOR TYPE OF WIRING

| | |
|---|---|
| A | Thermoplastic insulated/cables |
| B | Thermoplastic cables in metallic conduit |
| C | Thermoplastic cables in non-metallic conduit |
| D | Thermoplastic cables in metallic trunking |
| E | Thermoplastic cables in non-metallic trunking |
| F | Thermoplastic/SWA cables |
| G | Thermosetting/SWA cables |
| H | Mineral-insulated cables |
| 0 | (Other - please state) |

Original (To be returned to the contractor)



This continuation sheet is not valid if the serial number is not the same as the ICN/IPN* 12/192868
 * Delete as appropriate

SCHEDULE OF TEST RESULTS FOR THE INSTALLATION - CONTINUATION

TO BE COMPLETED ONLY IF THE DISTRIBUTION BOARD IS NOT CONNECTED DIRECTLY TO THE ORIGIN OF THE INSTALLATION

Characteristics at this distribution board

Confirmation of supply polarity

* See note below

Z_s * 0.17 Ω Operating times At $I_{\Delta n}$ ms

I_{pr} * 1.22 kA RCD (if any) At $I_{\Delta n}$ (if applicable) ms

Earth fault loop impedance

Insulation resistance

Continuity

Test instruments (serial numbers) used:

RCD

Multi-function

Other

| Circuit number and line | Circuit impedances (Ω) | | | Insulation resistance (Record lower or lowest value) | | | Polarity | Maximum measured earth fault impedance, Z_s (Ω) | Operating times at $I_{\Delta n}$ (ms) (if applicable) | Test button operation (\checkmark) |
|-------------------------|--|--------------|-----------------|--|---------------|-------|--------------|--|--|--|
| | Ring final circuits only (measured end to end) | R_1 (Line) | R_n (Neutral) | R_2 (cpc) | $(R_1 + R_2)$ | R_z | | | | |
| 1 | M | M | M | M | M | M | \checkmark | M | M | M |
| 2 | M | M | M | M | M | M | \checkmark | M | M | M |
| 3 | M | M | M | M | M | M | \checkmark | M | M | M |
| 4 | M | M | M | M | M | M | \checkmark | M | M | M |
| 5 | M | M | M | M | M | M | \checkmark | M | M | M |
| 6 | M | M | M | M | M | M | \checkmark | M | M | M |
| 7 | M | M | M | M | M | M | \checkmark | M | M | M |
| 8 | M | M | M | M | M | M | \checkmark | M | M | M |
| 9 | M | M | M | M | M | M | \checkmark | M | M | M |
| 10 | M | M | M | M | M | M | \checkmark | M | M | M |

TESTED BY
 Signature: *M. Adams*
 Name: (CAPITALS)
 Date of testing: 17/07/22
 Position: MIAJ

* Note: Where the installation can be supplied by more than one source, such as a primary source (e.g. public supply) and a secondary source (e.g. standby generator), the higher or highest values must be recorded.

Original 17% skin reserve including this work

This continuation sheet is not valid if the serial number is not the same as the ICN/IPN* 18/192868
 * Delete as appropriate

SCHEDULE OF TEST RESULTS FOR THE INSTALLATION - CONTINUATION

TO BE COMPLETED ONLY IF THE DISTRIBUTION BOARD IS NOT CONNECTED DIRECTLY TO THE ORIGIN OF THE INSTALLATION

Characteristics at this distribution board

Confirmation of supply polarity

* See note below

Z_s $\leq 0.10 \Omega$ Operating times At In 3 ms

I_{pn} ≥ 2.35 kA RCD (if any) At In 3 ms (if applicable)

Earth fault loop impedance

Insulation resistance

Continuity

RCD

Multi-function

Other

Test instruments (serial numbers) used:

| Circuit number and line | Circuit impedances (Ω) | | | Insulation resistance (Record lower or lowest value) | | | | Polarity (\checkmark) | Maximum measured earth fault impedance (Z_s) (Ω) | Operating times at In (ms) | at In (ms) (if applicable) | Test button operation (\checkmark) |
|-------------------------|--|--------------|-----------------|--|-------------------------|-----------------------|--------------------------|---------------------------|---|----------------------------|----------------------------|--|
| | Ring final circuits only (measured end to end) | (Line) r_1 | (Neutral) r_n | (Line) r_1 | (Line/Neutral) r_{1n} | (Line/Earth) r_{1e} | (Neutral/Earth) r_{ne} | | | | | |
| 1 | | | | | | | | | | | | |
| 2 | | | | | | | | | | | | |
| 3 | | | | | | | | | | | | |
| 4 | \checkmark | \checkmark | \checkmark | \checkmark | \checkmark | \checkmark | \checkmark | \checkmark | 0.2 | 3 | 3 | \checkmark |
| 5 | \checkmark | \checkmark | \checkmark | \checkmark | \checkmark | \checkmark | \checkmark | \checkmark | 0.2 | 3 | 3 | \checkmark |
| 6 | | | | | | | | | 0.2 | | | |
| 7 | | | | | | | | | 0.2 | | | |
| 8 | | | | | | | | | 0.26 | | | |
| 9 | | | | | | | | | 0.25 | | | |
| 10 | | | | | | | | | | | | |
| 11 | | | | | | | | | | | | |
| 12 | | | | | | | | | | | | |


* Note: Where the installation can be supplied by more than one source, such as a primary source (e.g. public supply) and a secondary source (e.g. standby generator), the higher or highest values must be recorded.

TESTED BY

Signature: *M. Williams*
 Name: (CAPITALS)
 Date of testing: *11/07/12*

Position: *M/Asst*

Original 17/04/2013



This continuation sheet is not valid if the serial number is not the same as the ICN/IPN* 18/192768
 * Delete as appropriate

SCHEDULE OF CIRCUIT DETAILS FOR THE INSTALLATION - CONTINUATION

TO BE COMPLETED IN EVERY CASE

Location of distribution board: 012, Room 7, Gate out, 275, 276, 277, 278, 279, 280, 281, 282, 283, 284, 285, 286, 287, 288, 289, 290, 291, 292, 293, 294, 295, 296, 297, 298, 299, 300, 301, 302, 303, 304, 305, 306, 307, 308, 309, 310, 311, 312, 313, 314, 315, 316, 317, 318, 319, 320, 321, 322, 323, 324, 325, 326, 327, 328, 329, 330, 331, 332, 333, 334, 335, 336, 337, 338, 339, 340, 341, 342, 343, 344, 345, 346, 347, 348, 349, 350, 351, 352, 353, 354, 355, 356, 357, 358, 359, 360, 361, 362, 363, 364, 365, 366, 367, 368, 369, 370, 371, 372, 373, 374, 375, 376, 377, 378, 379, 380, 381, 382, 383, 384, 385, 386, 387, 388, 389, 390, 391, 392, 393, 394, 395, 396, 397, 398, 399, 400, 401, 402, 403, 404, 405, 406, 407, 408, 409, 410, 411, 412, 413, 414, 415, 416, 417, 418, 419, 420, 421, 422, 423, 424, 425, 426, 427, 428, 429, 430, 431, 432, 433, 434, 435, 436, 437, 438, 439, 440, 441, 442, 443, 444, 445, 446, 447, 448, 449, 450, 451, 452, 453, 454, 455, 456, 457, 458, 459, 460, 461, 462, 463, 464, 465, 466, 467, 468, 469, 470, 471, 472, 473, 474, 475, 476, 477, 478, 479, 480, 481, 482, 483, 484, 485, 486, 487, 488, 489, 490, 491, 492, 493, 494, 495, 496, 497, 498, 499, 500, 501, 502, 503, 504, 505, 506, 507, 508, 509, 510, 511, 512, 513, 514, 515, 516, 517, 518, 519, 520, 521, 522, 523, 524, 525, 526, 527, 528, 529, 530, 531, 532, 533, 534, 535, 536, 537, 538, 539, 540, 541, 542, 543, 544, 545, 546, 547, 548, 549, 550, 551, 552, 553, 554, 555, 556, 557, 558, 559, 560, 561, 562, 563, 564, 565, 566, 567, 568, 569, 570, 571, 572, 573, 574, 575, 576, 577, 578, 579, 580, 581, 582, 583, 584, 585, 586, 587, 588, 589, 590, 591, 592, 593, 594, 595, 596, 597, 598, 599, 600, 601, 602, 603, 604, 605, 606, 607, 608, 609, 610, 611, 612, 613, 614, 615, 616, 617, 618, 619, 620, 621, 622, 623, 624, 625, 626, 627, 628, 629, 630, 631, 632, 633, 634, 635, 636, 637, 638, 639, 640, 641, 642, 643, 644, 645, 646, 647, 648, 649, 650, 651, 652, 653, 654, 655, 656, 657, 658, 659, 660, 661, 662, 663, 664, 665, 666, 667, 668, 669, 670, 671, 672, 673, 674, 675, 676, 677, 678, 679, 680, 681, 682, 683, 684, 685, 686, 687, 688, 689, 690, 691, 692, 693, 694, 695, 696, 697, 698, 699, 700, 701, 702, 703, 704, 705, 706, 707, 708, 709, 710, 711, 712, 713, 714, 715, 716, 717, 718, 719, 720, 721, 722, 723, 724, 725, 726, 727, 728, 729, 730, 731, 732, 733, 734, 735, 736, 737, 738, 739, 740, 741, 742, 743, 744, 745, 746, 747, 748, 749, 750, 751, 752, 753, 754, 755, 756, 757, 758, 759, 760, 761, 762, 763, 764, 765, 766, 767, 768, 769, 770, 771, 772, 773, 774, 775, 776, 777, 778, 779, 780, 781, 782, 783, 784, 785, 786, 787, 788, 789, 790, 791, 792, 793, 794, 795, 796, 797, 798, 799, 800, 801, 802, 803, 804, 805, 806, 807, 808, 809, 810, 811, 812, 813, 814, 815, 816, 817, 818, 819, 820, 821, 822, 823, 824, 825, 826, 827, 828, 829, 830, 831, 832, 833, 834, 835, 836, 837, 838, 839, 840, 841, 842, 843, 844, 845, 846, 847, 848, 849, 850, 851, 852, 853, 854, 855, 856, 857, 858, 859, 860, 861, 862, 863, 864, 865, 866, 867, 868, 869, 870, 871, 872, 873, 874, 875, 876, 877, 878, 879, 880, 881, 882, 883, 884, 885, 886, 887, 888, 889, 890, 891, 892, 893, 894, 895, 896, 897, 898, 899, 900, 901, 902, 903, 904, 905, 906, 907, 908, 909, 910, 911, 912, 913, 914, 915, 916, 917, 918, 919, 920, 921, 922, 923, 924, 925, 926, 927, 928, 929, 930, 931, 932, 933, 934, 935, 936, 937, 938, 939, 940, 941, 942, 943, 944, 945, 946, 947, 948, 949, 950, 951, 952, 953, 954, 955, 956, 957, 958, 959, 960, 961, 962, 963, 964, 965, 966, 967, 968, 969, 970, 971, 972, 973, 974, 975, 976, 977, 978, 979, 980, 981, 982, 983, 984, 985, 986, 987, 988, 989, 990, 991, 992, 993, 994, 995, 996, 997, 998, 999, 1000

Supply to distribution board is from: ISGARR 275, 276, 277, 278, 279, 280, 281, 282, 283, 284, 285, 286, 287, 288, 289, 290, 291, 292, 293, 294, 295, 296, 297, 298, 299, 300, 301, 302, 303, 304, 305, 306, 307, 308, 309, 310, 311, 312, 313, 314, 315, 316, 317, 318, 319, 320, 321, 322, 323, 324, 325, 326, 327, 328, 329, 330, 331, 332, 333, 334, 335, 336, 337, 338, 339, 340, 341, 342, 343, 344, 345, 346, 347, 348, 349, 350, 351, 352, 353, 354, 355, 356, 357, 358, 359, 360, 361, 362, 363, 364, 365, 366, 367, 368, 369, 370, 371, 372, 373, 374, 375, 376, 377, 378, 379, 380, 381, 382, 383, 384, 385, 386, 387, 388, 389, 390, 391, 392, 393, 394, 395, 396, 397, 398, 399, 400, 401, 402, 403, 404, 405, 406, 407, 408, 409, 410, 411, 412, 413, 414, 415, 416, 417, 418, 419, 420, 421, 422, 423, 424, 425, 426, 427, 428, 429, 430, 431, 432, 433, 434, 435, 436, 437, 438, 439, 440, 441, 442, 443, 444, 445, 446, 447, 448, 449, 450, 451, 452, 453, 454, 455, 456, 457, 458, 459, 460, 461, 462, 463, 464, 465, 466, 467, 468, 469, 470, 471, 472, 473, 474, 475, 476, 477, 478, 479, 480, 481, 482, 483, 484, 485, 486, 487, 488, 489, 490, 491, 492, 493, 494, 495, 496, 497, 498, 499, 500, 501, 502, 503, 504, 505, 506, 507, 508, 509, 510, 511, 512, 513, 514, 515, 516, 517, 518, 519, 520, 521, 522, 523, 524, 525, 526, 527, 528, 529, 530, 531, 532, 533, 534, 535, 536, 537, 538, 539, 540, 541, 542, 543, 544, 545, 546, 547, 548, 549, 550, 551, 552, 553, 554, 555, 556, 557, 558, 559, 560, 561, 562, 563, 564, 565, 566, 567, 568, 569, 570, 571, 572, 573, 574, 575, 576, 577, 578, 579, 580, 581, 582, 583, 584, 585, 586, 587, 588, 589, 590, 591, 592, 593, 594, 595, 596, 597, 598, 599, 600, 601, 602, 603, 604, 605, 606, 607, 608, 609, 610, 611, 612, 613, 614, 615, 616, 617, 618, 619, 620, 621, 622, 623, 624, 625, 626, 627, 628, 629, 630, 631, 632, 633, 634, 635, 636, 637, 638, 639, 640, 641, 642, 643, 644, 645, 646, 647, 648, 649, 650, 651, 652, 653, 654, 655, 656, 657, 658, 659, 660, 661, 662, 663, 664, 665, 666, 667, 668, 669, 670, 671, 672, 673, 674, 675, 676, 677, 678, 679, 680, 681, 682, 683, 684, 685, 686, 687, 688, 689, 690, 691, 692, 693, 694, 695, 696, 697, 698, 699, 700, 701, 702, 703, 704, 705, 706, 707, 708, 709, 710, 711, 712, 713, 714, 715, 716, 717, 718, 719, 720, 721, 722, 723, 724, 725, 726, 727, 728, 729, 730, 731, 732, 733, 734, 735, 736, 737, 738, 739, 740, 741, 742, 743, 744, 745, 746, 747, 748, 749, 750, 751, 752, 753, 754, 755, 756, 757, 758, 759, 760, 761, 762, 763, 764, 765, 766, 767, 768, 769, 770, 771, 772, 773, 774, 775, 776, 777, 778, 779, 780, 781, 782, 783, 784, 785, 786, 787, 788, 789, 790, 791, 792, 793, 794, 795, 796, 797, 798, 799, 800, 801, 802, 803, 804, 805, 806, 807, 808, 809, 810, 811, 812, 813, 814, 815, 816, 817, 818, 819, 820, 821, 822, 823, 824, 825, 826, 827, 828, 829, 830, 831, 832, 833, 834, 835, 836, 837, 838, 839, 840, 841, 842, 843, 844, 845, 846, 847, 848, 849, 850, 851, 852, 853, 854, 855, 856, 857, 858, 859, 860, 861, 862, 863, 864, 865, 866, 867, 868, 869, 870, 871, 872, 873, 874, 875, 876, 877, 878, 879, 880, 881, 882, 883, 884, 885, 886, 887, 888, 889, 890, 891, 892, 893, 894, 895, 896, 897, 898, 899, 900, 901, 902, 903, 904, 905, 906, 907, 908, 909, 910, 911, 912, 913, 914, 915, 916, 917, 918, 919, 920, 921, 922, 923, 924, 925, 926, 927, 928, 929, 930, 931, 932, 933, 934, 935, 936, 937, 938, 939, 940, 941, 942, 943, 944, 945, 946, 947, 948, 949, 950, 951, 952, 953, 954, 955, 956, 957, 958, 959, 960, 961, 962, 963, 964, 965, 966, 967, 968, 969, 970, 971, 972, 973, 974, 975, 976, 977, 978, 979, 980, 981, 982, 983, 984, 985, 986, 987, 988, 989, 990, 991, 992, 993, 994, 995, 996, 997, 998, 999, 1000

Overcurrent protective device for the distribution circuit: Rating: 63 A RCD No. of poles: 2

Type: BS (EN) 88

board designation: ABS, RCD

TO BE COMPLETED ONLY IF THE DISTRIBUTION BOARD IS NOT CONNECTED DIRECTLY TO THE ORIGIN OF THE INSTALLATION*

| Circuit number and line | Circuit designation | Type of wiring (see code below) | Reference method | Number of points served | Circuit conductors: csa | | Max. disconnection time permitted by BS 7671 (s) | BS (EN) | Overcurrent protective devices | | RCD | Maximum Is permitted by BS 7671 (A) |
|-------------------------|---------------------|---------------------------------|------------------|-------------------------|-------------------------|-----|--|---------|--------------------------------|------------------------|-----|-------------------------------------|
| | | | | | Live | opc | | | Rating | Short-circuit capacity | | |
| 1 | 2-core 1/2 core | Δ | B | 1 | 1 | 1 | 0.4 | 63 | 6 | 6 | 2 | 12A |
| 2 | 2-core 1/2 core | Δ | B | 1 | 1 | 1 | 0.4 | 63 | 6 | 6 | 2 | 12A |
| 3 | 3-core 1/2 core | Δ | B | 1 | 1 | 1 | 0.4 | 63 | 6 | 6 | 2 | 12A |
| 4 | 3-core 1/2 core | Δ | B | 1 | 1 | 1 | 0.4 | 63 | 6 | 6 | 2 | 12A |
| 5 | 3-core 1/2 core | Δ | B | 1 | 1 | 1 | 0.4 | 63 | 6 | 6 | 2 | 12A |
| 6 | 3-core 1/2 core | Δ | B | 1 | 1 | 1 | 0.4 | 63 | 6 | 6 | 2 | 12A |
| 7 | 3-core 1/2 core | Δ | B | 1 | 1 | 1 | 0.4 | 63 | 6 | 6 | 2 | 12A |
| 8 | 3-core 1/2 core | Δ | B | 1 | 1 | 1 | 0.4 | 63 | 6 | 6 | 2 | 12A |
| 9 | 3-core 1/2 core | Δ | B | 1 | 1 | 1 | 0.4 | 63 | 6 | 6 | 2 | 12A |
| 10 | 3-core 1/2 core | Δ | B | 1 | 1 | 1 | 0.4 | 63 | 6 | 6 | 2 | 12A |
| 11 | 3-core 1/2 core | Δ | B | 1 | 1 | 1 | 0.4 | 63 | 6 | 6 | 2 | 12A |
| 12 | 3-core 1/2 core | Δ | B | 1 | 1 | 1 | 0.4 | 63 | 6 | 6 | 2 | 12A |
| 13 | 3-core 1/2 core | Δ | B | 1 | 1 | 1 | 0.4 | 63 | 6 | 6 | 2 | 12A |
| 14 | 3-core 1/2 core | Δ | B | 1 | 1 | 1 | 0.4 | 63 | 6 | 6 | 2 | 12A |
| 15 | 3-core 1/2 core | Δ | B | 1 | 1 | 1 | 0.4 | 63 | 6 | 6 | 2 | 12A |
| 16 | 3-core 1/2 core | Δ | B | 1 | 1 | 1 | 0.4 | 63 | 6 | 6 | 2 | 12A |
| 17 | 3-core 1/2 core | Δ | B | 1 | 1 | 1 | 0.4 | 63 | 6 | 6 | 2 | 12A |
| 18 | 3-core 1/2 core | Δ | B | 1 | 1 | 1 | 0.4 | 63 | 6 | 6 | 2 | 12A |

* In such cases, details of the distribution (sub-main) circuit(s), together with the test results for the circuit(s), must also be provided on continuation schedules.

| CODES FOR TYPE OF WIRING | | | | | | | |
|--------------------------|---|---|-----------------------------------|---|--|---|---|
| A | Thermoplastic insulated/ sheathed/ cables | B | Thermoplastic in metallic conduit | C | Thermoplastic cables in non-metallic conduit | D | Thermoplastic cables in metallic trunking |
| E | Thermoplastic cables in non-metallic trunking | F | Thermoplastic /SVA cables | G | Thermoplastic /SVA cables | H | Mineral-insulated cables |
| 0 (Other - please state) | | | | | | | |

This report is based on the model forms shown in Appendix 6 of BS 7671. Published by Certsure LLP. Certsure LLP operates the ELECSA & NICEIC brands. © Copyright Certsure LLP (May 2013)

See next page for Schedule of Test Results



This continuation sheet is not valid if the serial number is not the same as the corresponding certificate or report
 * Delete as appropriate
 18/19286V

SCHEDULE OF TEST RESULTS FOR THE INSTALLATION - CONTINUATION

TO BE COMPLETED ONLY IF THE DISTRIBUTION BOARD IS NOT CONNECTED DIRECTLY TO THE ORIGIN OF THE INSTALLATION

Characteristics at this distribution board

Confirmation of supply polarity

* See note below

Operating times At 1An 2s 0.07

RCD of associated At 5An 2.67

KA RCD (if any) At 5An 2.67

ms

ms

Earth fault loop impedance

Insulation resistance

Continuity

Test instruments (serial numbers) used:

RCD

Multifunction

Other

3296431

4120104

| Circuit number and line | Ring final circuits only (measured end to end) | | | All circuits (At least one column to be completed) | | Insulation resistance (Record lowest or lowest value) | | Polarity | Maximum measured earth fault loop impedance, Z _s (Ω) | Operating times (ms) | Test at 5An button operation (✓) |
|-------------------------|--|----------------------|-------------------|--|----------------|---|--------------|----------|---|----------------------|----------------------------------|
| | Line ₁ | Neutral ₁ | Line ₂ | R ₁ + R ₂ | R ₂ | Line/Line | Line/Neutral | | | | |
| 1 | ✓ | ✓ | ✓ | ✓ | ✓ | ✓ | ✓ | ✓ | ✓ | ✓ | ✓ |
| 2 | ✓ | ✓ | ✓ | ✓ | ✓ | ✓ | ✓ | ✓ | ✓ | ✓ | ✓ |
| 3 | ✓ | ✓ | ✓ | ✓ | ✓ | ✓ | ✓ | ✓ | ✓ | ✓ | ✓ |
| 4 | ✓ | ✓ | ✓ | ✓ | ✓ | ✓ | ✓ | ✓ | ✓ | ✓ | ✓ |
| 5 | ✓ | ✓ | ✓ | ✓ | ✓ | ✓ | ✓ | ✓ | ✓ | ✓ | ✓ |
| 6 | ✓ | ✓ | ✓ | ✓ | ✓ | ✓ | ✓ | ✓ | ✓ | ✓ | ✓ |
| 7 | ✓ | ✓ | ✓ | ✓ | ✓ | ✓ | ✓ | ✓ | ✓ | ✓ | ✓ |
| 8 | ✓ | ✓ | ✓ | ✓ | ✓ | ✓ | ✓ | ✓ | ✓ | ✓ | ✓ |
| 9 | ✓ | ✓ | ✓ | ✓ | ✓ | ✓ | ✓ | ✓ | ✓ | ✓ | ✓ |
| 10 | ✓ | ✓ | ✓ | ✓ | ✓ | ✓ | ✓ | ✓ | ✓ | ✓ | ✓ |
| 11 | ✓ | ✓ | ✓ | ✓ | ✓ | ✓ | ✓ | ✓ | ✓ | ✓ | ✓ |
| 12 | ✓ | ✓ | ✓ | ✓ | ✓ | ✓ | ✓ | ✓ | ✓ | ✓ | ✓ |
| 13 | ✓ | ✓ | ✓ | ✓ | ✓ | ✓ | ✓ | ✓ | ✓ | ✓ | ✓ |
| 14 | ✓ | ✓ | ✓ | ✓ | ✓ | ✓ | ✓ | ✓ | ✓ | ✓ | ✓ |
| 15 | ✓ | ✓ | ✓ | ✓ | ✓ | ✓ | ✓ | ✓ | ✓ | ✓ | ✓ |
| 16 | ✓ | ✓ | ✓ | ✓ | ✓ | ✓ | ✓ | ✓ | ✓ | ✓ | ✓ |
| 17 | ✓ | ✓ | ✓ | ✓ | ✓ | ✓ | ✓ | ✓ | ✓ | ✓ | ✓ |
| 18 | ✓ | ✓ | ✓ | ✓ | ✓ | ✓ | ✓ | ✓ | ✓ | ✓ | ✓ |

TEST RESULTS

| Circuit number and line | Ring final circuits only (measured end to end) | | | All circuits (At least one column to be completed) | | Insulation resistance (Record lowest or lowest value) | | Polarity | Maximum measured earth fault loop impedance, Z _s (Ω) | Operating times (ms) | Test at 5An button operation (✓) |
|-------------------------|--|----------------------|-------------------|--|----------------|---|--------------|----------|---|----------------------|----------------------------------|
| | Line ₁ | Neutral ₁ | Line ₂ | R ₁ + R ₂ | R ₂ | Line/Line | Line/Neutral | | | | |
| 1 | ✓ | ✓ | ✓ | ✓ | ✓ | ✓ | ✓ | ✓ | ✓ | ✓ | ✓ |
| 2 | ✓ | ✓ | ✓ | ✓ | ✓ | ✓ | ✓ | ✓ | ✓ | ✓ | ✓ |
| 3 | ✓ | ✓ | ✓ | ✓ | ✓ | ✓ | ✓ | ✓ | ✓ | ✓ | ✓ |
| 4 | ✓ | ✓ | ✓ | ✓ | ✓ | ✓ | ✓ | ✓ | ✓ | ✓ | ✓ |
| 5 | ✓ | ✓ | ✓ | ✓ | ✓ | ✓ | ✓ | ✓ | ✓ | ✓ | ✓ |
| 6 | ✓ | ✓ | ✓ | ✓ | ✓ | ✓ | ✓ | ✓ | ✓ | ✓ | ✓ |
| 7 | ✓ | ✓ | ✓ | ✓ | ✓ | ✓ | ✓ | ✓ | ✓ | ✓ | ✓ |
| 8 | ✓ | ✓ | ✓ | ✓ | ✓ | ✓ | ✓ | ✓ | ✓ | ✓ | ✓ |
| 9 | ✓ | ✓ | ✓ | ✓ | ✓ | ✓ | ✓ | ✓ | ✓ | ✓ | ✓ |
| 10 | ✓ | ✓ | ✓ | ✓ | ✓ | ✓ | ✓ | ✓ | ✓ | ✓ | ✓ |
| 11 | ✓ | ✓ | ✓ | ✓ | ✓ | ✓ | ✓ | ✓ | ✓ | ✓ | ✓ |
| 12 | ✓ | ✓ | ✓ | ✓ | ✓ | ✓ | ✓ | ✓ | ✓ | ✓ | ✓ |
| 13 | ✓ | ✓ | ✓ | ✓ | ✓ | ✓ | ✓ | ✓ | ✓ | ✓ | ✓ |
| 14 | ✓ | ✓ | ✓ | ✓ | ✓ | ✓ | ✓ | ✓ | ✓ | ✓ | ✓ |
| 15 | ✓ | ✓ | ✓ | ✓ | ✓ | ✓ | ✓ | ✓ | ✓ | ✓ | ✓ |
| 16 | ✓ | ✓ | ✓ | ✓ | ✓ | ✓ | ✓ | ✓ | ✓ | ✓ | ✓ |
| 17 | ✓ | ✓ | ✓ | ✓ | ✓ | ✓ | ✓ | ✓ | ✓ | ✓ | ✓ |
| 18 | ✓ | ✓ | ✓ | ✓ | ✓ | ✓ | ✓ | ✓ | ✓ | ✓ | ✓ |

* Note: Where the installation can be supplied by more than one source, such as a primary source (e.g. public supply) and a secondary source (e.g. standby generator), the higher or highest values must be recorded.

TESTED BY

Signature:

Name: (CAPITALS)

Position:

Date of testing:

M/O/S
17/07/20

Page 2 of 2

See previous page for Schedule of Circuit Details