

Fourth Floor  
Internal Area Plan

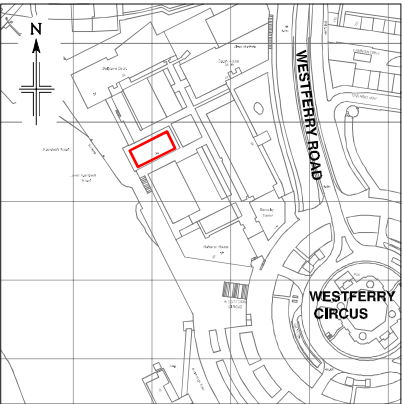
	RETAIL	336.4 sq m	3621 sq ft
--	--------	------------	------------

TOTAL AREA: 336.4 sq m 3621 sq ft

The following areas have been EXCLUDED from the RETAIL Area:

Lifts	25.3 sq m	272 sq ft
Stairs	27.5 sq m	296 sq ft

	GIA	391.1 sq m	4210 sq ft
--	-----	------------	------------



Location Plan

Not to Scale

This drawing contains Ordnance Survey data which has been reproduced with the permission of the Controller of Her Majesty's Stationery Office, Crown copyright 2003. PCA Licence Number 100020449

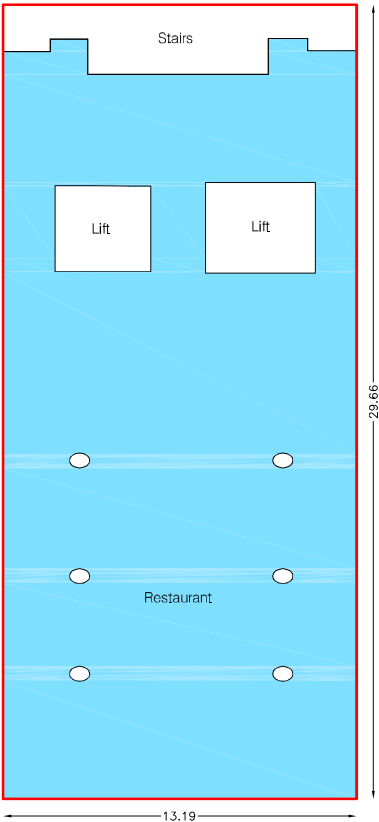
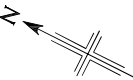
Drawing No.18000-39-34WFC-A4

Issue A July 2007

Scaled for presentation purposes

Plowman Craven PCA

T +44(0)1582 765566 E info@plowmancraven.co.uk  
F +44(0)1582 765370 W www.plowmancraven.co.uk



Condition of Site:  
Occupied  
Vacant  
Heavy Fit-Out  
Shell & Core  
Under Construction  
Cat A Fit-Out

Note.  
This drawing indicates the extent of the areas quoted, produced to an accuracy commensurate with standard presentation scales. It is held in a scaled digital CAD format.

Revisions:  
A - Final Issue  
B -  
C -  
D -  
E -  
F -

Third Floor  
Internal Area Plan

	RETAIL	311.6 sq m	3354 sq ft
--	--------	------------	------------

TOTAL AREA: 311.6 sq m 3354 sq ft

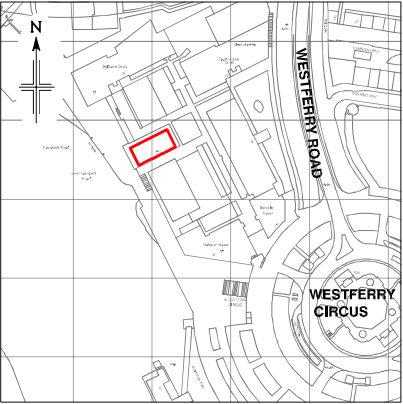
The following area has been INCLUDED in the RETAIL Area:

Customer Toilets	34.7 sq m	374 sq ft
------------------	-----------	-----------

The following areas have been EXCLUDED from the RETAIL Area:

Lifts	20.6 sq m	222 sq ft
Restricted Headroom	4.8 sq m	52 sq ft
Stairs	29.9 sq m	322 sq ft
Toilets	30.4 sq m	327 sq ft

	GIA	403.6 sq m	4344 sq ft
--	-----	------------	------------



Location Plan

Not to Scale

This drawing contains Ordnance Survey data which has been reproduced with the permission of the Controller of Her Majesty's Stationery Office, Crown copyright 2003. PCA Licence Number 100020449

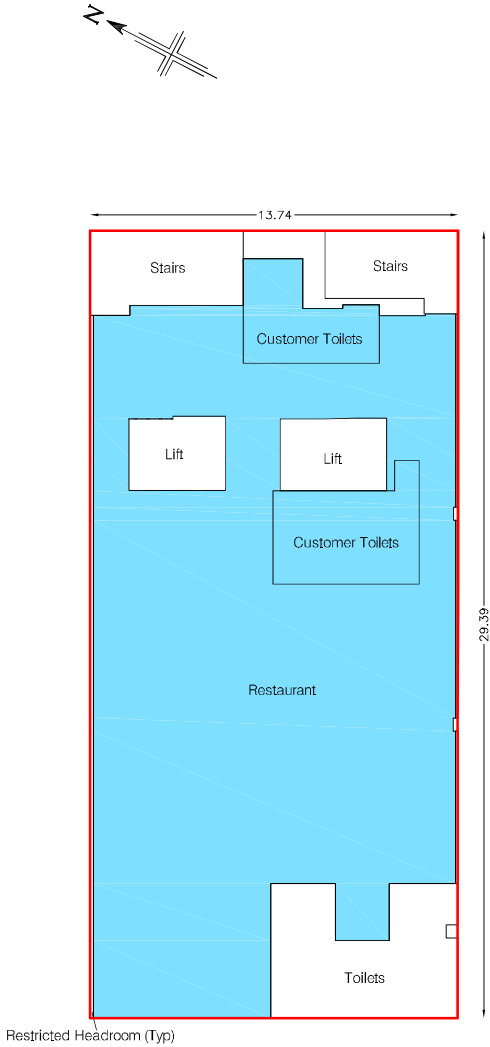
Drawing No.18000-39-34WFC-A3

Issue A July 2007

Scaled for presentation purposes

Plowman Craven PCA

+44(0)1582 765566 info@plowmancraven.co.uk  
+44(0)1582 765370 www.plowmancraven.co.uk



Condition of Site:  
Occupied  
Vacant  
Heavy Fit-Out  
Shell & Core  
Under Construction  
Cat A Fit-Out

Note.  
This drawing indicates the extent of the areas quoted, produced to an accuracy commensurate with standard presentation scales. It is held in a scaled digital CAD format.

Revisions:  
A - Final Issue  
B -  
C -  
D -  
E -  
F -