

PANATTONI PARK CENTRAL A1[M]

A1M

BIG

J34 A1[M] | UK
Blyth Road
Harworth DN11 8DB
what3words /// singled.begun.expectant

panattoni.co.uk/centralA1M

770,000 SQ FT

THE UK'S LARGEST WAREHOUSE UNIT
AVAILABLE FOR OCCUPATION IN 2025

AVAILABLE SEPTEMBER 2025

FURTHER 461,000 SQ FT BUILD TO SUIT
OPPORTUNITY AVAILABLE



AMHIG

THE LARGEST SPEC BUILD AVAILABLE FOR OCCUPATION IN 2025

Panattoni Park Central A1[M] presents two nationally-significant industrial logistics opportunities. Central A1[M] 770 is the UK's largest warehouse unit available for occupation in 2025. The adjacent plot is offered as a built to suit opportunity of up to 500,000 sq ft.

Boasting excellent road links along the A1 corridor, M18, M1, and M180 motorways, Panattoni Park Central A1[M] provides direct access to UK consumers and supply chains. With multiple intermodal rail facilities nearby, the future-proofed connectivity makes this large-scale development a nationally-significant industrial logistics location.



A1M FOR EXCELLENCE



THE LARGEST SPEC BUILD AVAILABLE FOR
OCCUPATION IN 2025

A1M FOR FLEXIBILITY

Built to our latest Target Net Zero Carbon specification. Occupiers will benefit from a high-specification operational envelope targeting ratings of BREEAM 'Outstanding', EPC 'A' and with offices rating EPC 'A+'.



BREEAM®
DESIGNED TO ACHIEVE
BREEAM 'OUTSTANDING'



ESG
MEETS ENVIRONMENTAL
& SOCIAL STANDARDS

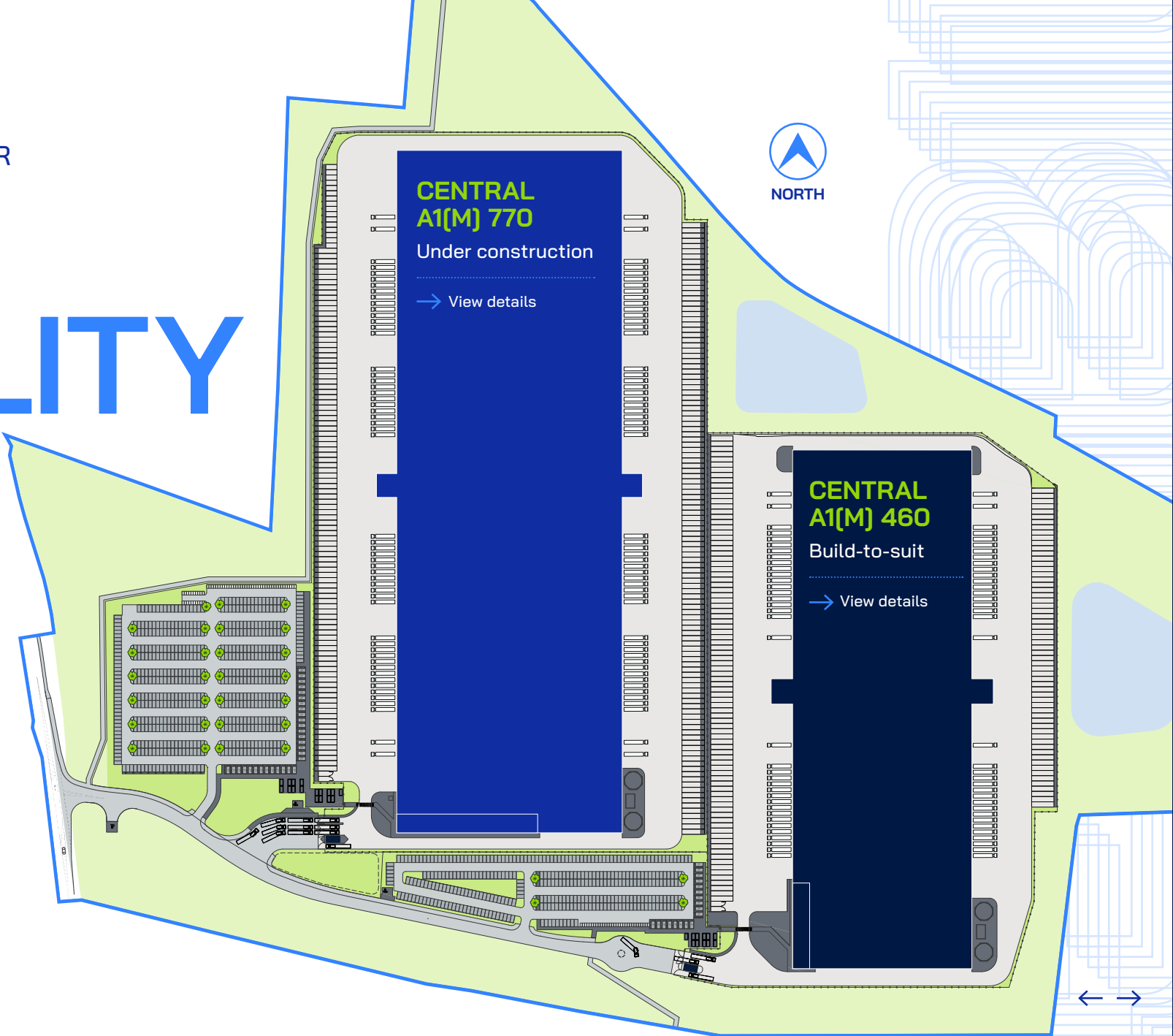
A+

TARGETING EPC
RATINGS OF:
'A+' FOR OFFICES
'A' FOR WAREHOUSE

COST SAVING
FROM PV IN YEAR 1
£237,250





TARGETING
NET ZERO CARBON
DEVELOPMENT





A1M FOR SCALE


Spanning 768,800 sq ft, Central A1[M] 770 is the UK's largest warehouse unit available for occupation from September 2025.


- 


CROSS DOCKED WAREHOUSE
- 


8 LEVEL ACCESS DOORS
- 


100 DOCK DOORS
- 


18M CLEAR INTERNAL HEIGHT
- 


15% ROOF LIGHTS
- 


3 MVA GRID SUPPLY
- 

50KN/M2 FLOOR LOADING
- 

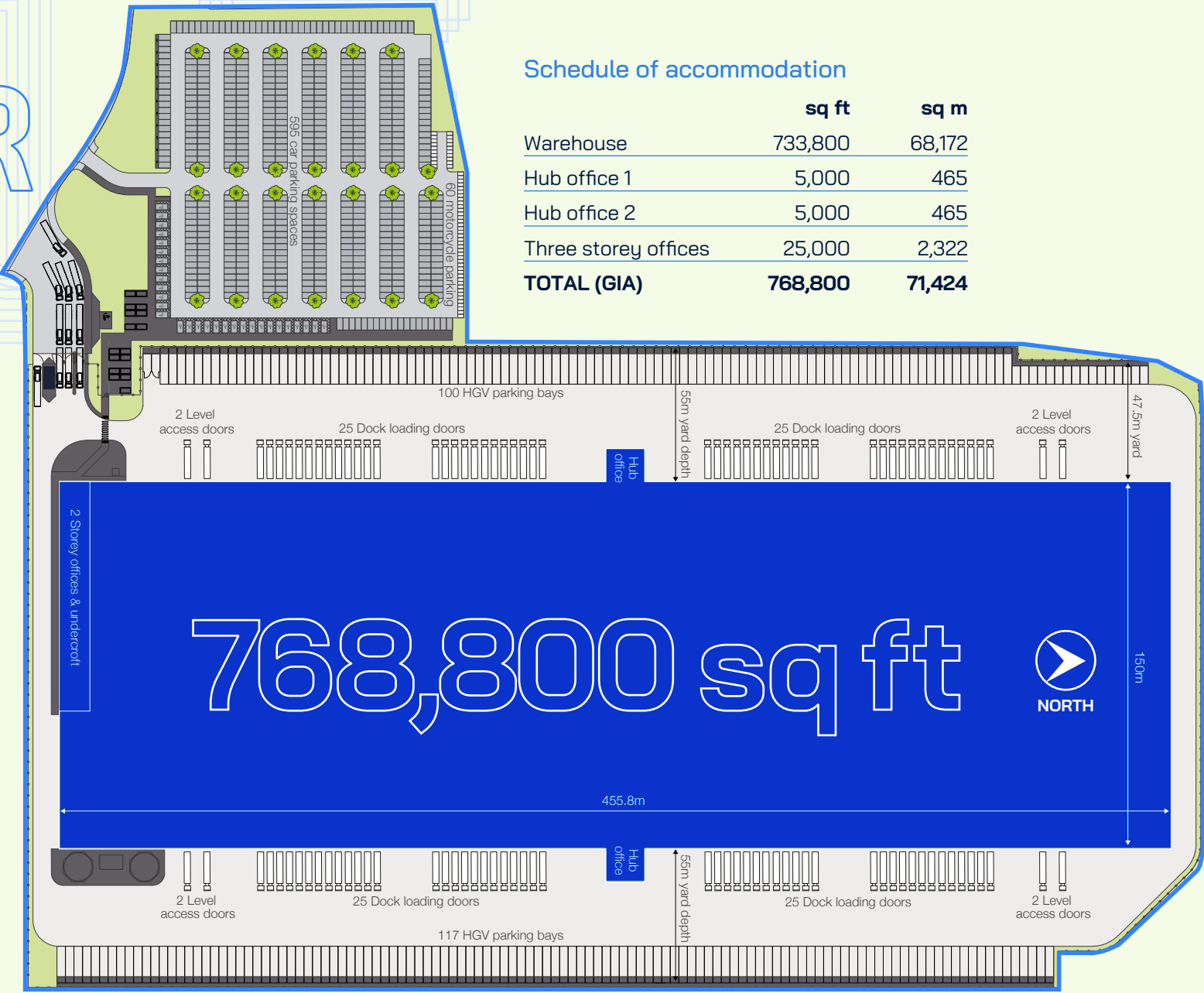
FM1 FLOORING
- 

55M YARD DEPTH BOTH SIDES
- 

217 TRAILER PARKING SPACES
- 

595 CAR PARKING SPACES
- 

20% EV PARKING SPACES



Schedule of accommodation

	sq ft	sq m
Warehouse	733,800	68,172
Hub office 1	5,000	465
Hub office 2	5,000	465
Three storey offices	25,000	2,322
TOTAL (GIA)	768,800	71,424

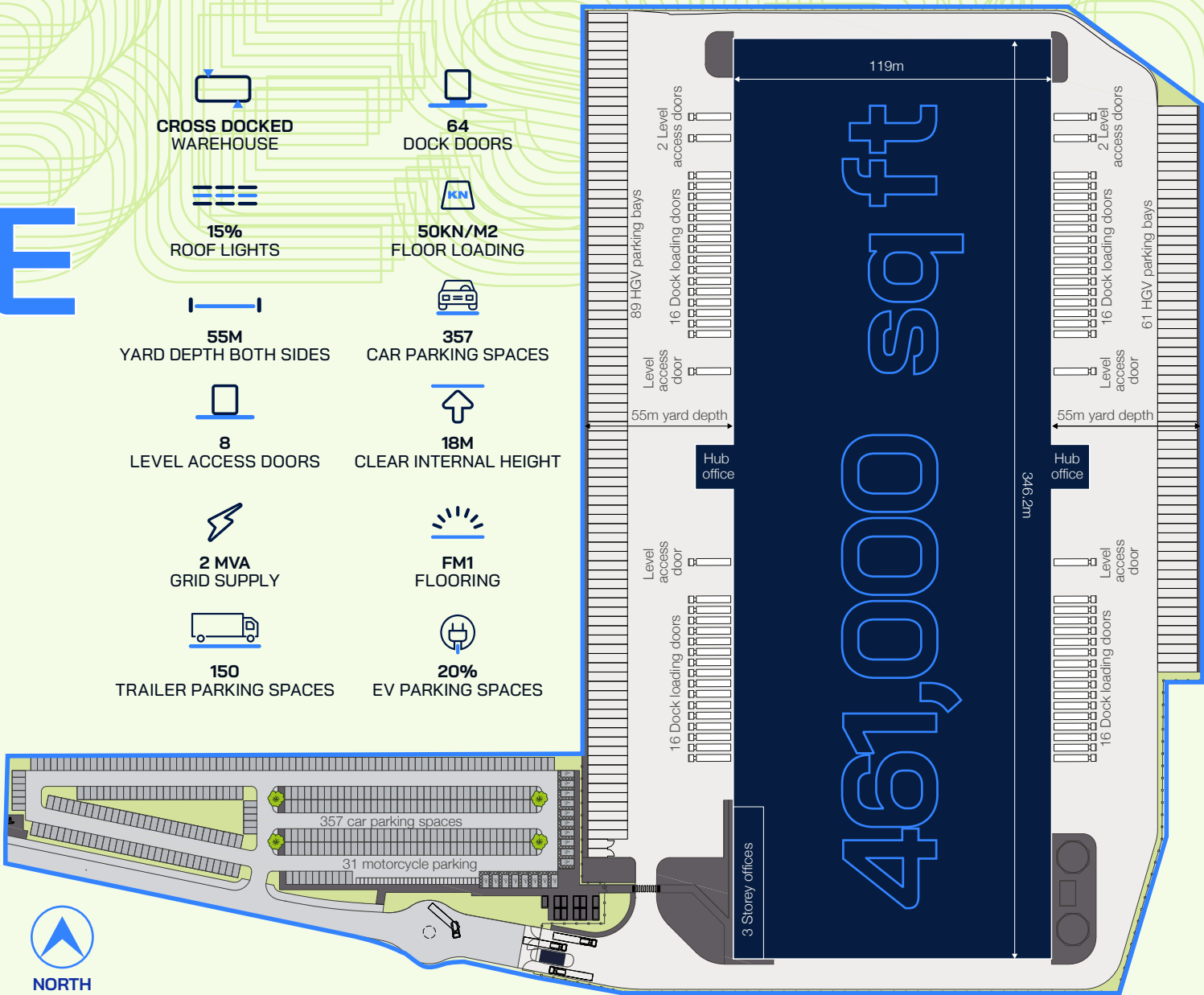
A1M FOR BESPOKE

Central A1[M] 460 is available on a build to suit basis. Reserved Matters planning consent is in place for a 461,000 sq ft unit, which could be increased to 500,000 sq ft, subject to planning.

With a benefit of a fully-serviced plateau, Central A1[M] 460 can be delivered in 10 months.

Schedule of accommodation

	sq ft	sq m
Warehouse	436,000	40,506
Hub office 1	2,500	232
Hub office 2	2,500	232
Three storey offices	20,000	1,858
TOTAL (GIA)	461,000	42,828



Masterplan reflects the existing Reserve Matters planning consent

READY FOR A1M

When it comes to regional access, Panattoni Park Central A1(M) delivers.

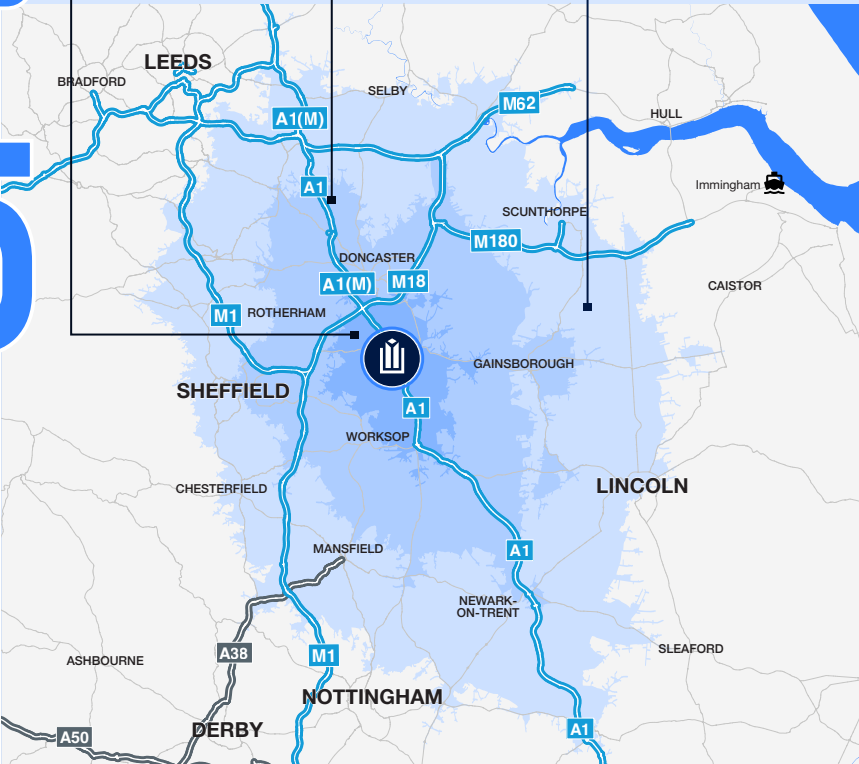
- 164,424

consumers within 15 mins by van
- 993,984

consumers within 30 mins by van
- 2.88 million

consumers within 45 mins by van

Source: ESRI 2024



LABOUR

Panattoni Park Central A1(M) attracts a workforce that is heavily focused towards manufacturing and logistics skills.

Local wages are extremely competitive by regional and UK averages.

Competitive wages

Bassetlaw	£619.00
Nottinghamshire	£637.10
Doncaster	£642.00
Yorkshire & Humber	£670.80
North West	£692.90
UK	£720.30

Gross weekly full time pay by place of work. Source: NOMIS January 2025

Suitable skills and sectors

322,000

manufacturing workers

183,000

transport and storage workers

Ready to work

5,200

want a job in Doncaster

157,600

want a job region wide

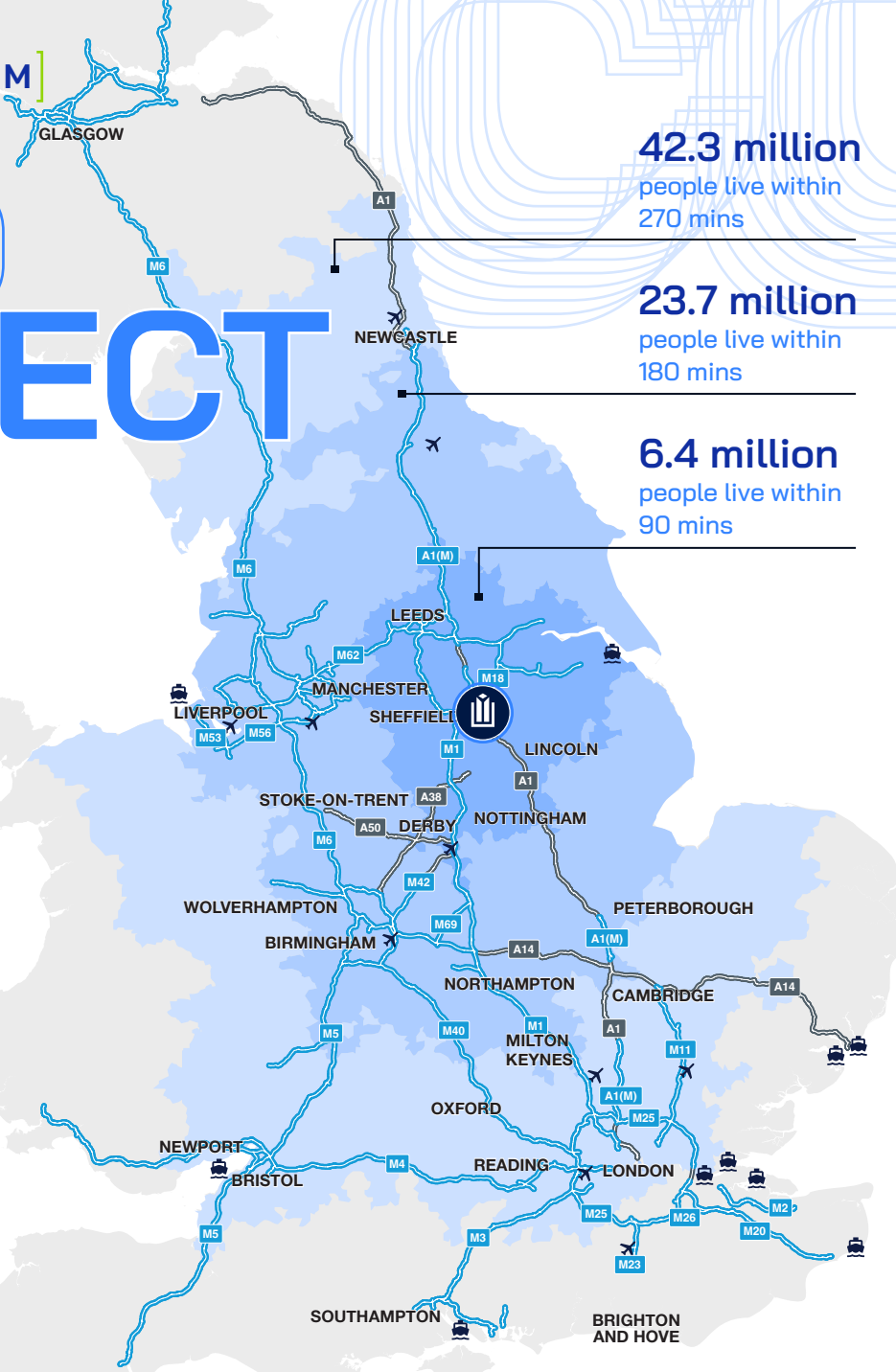
Region includes Yorkshire and the Humber and Nottinghamshire
Source: NOMIS June 2024

A1M TO CONNECT

Panattoni Park Central A1(M) provides a crucial new link between UK markets and international supply chains.

Thanks to its central location, the key consumer and manufacturing hubs across the North East, North West, Midlands, and central London are all reachable within 4.5 hours by HGV.

Over the last few years, the location has attracted significant development and new occupiers, including Stobart, B&Q, Butternut Box, and Daher Aerospace.




42.3 million
people live within
270 mins

23.7 million
people live within
180 mins


6.4 million
people live within
90 mins

Van drive times

	miles	hrs:mins
A1(M) J34	1	1
A1(M)/M18	8	10
Doncaster	12	14
M1 J32	17	24
M18 J5 (M180)	20	30
Sheffield	25	38
M62 J32a	26	40
Leeds	48	56
Manchester	80	1hr 26
Birmingham	98	1hr 42
Newcastle	124	2hrs 17
London	168	2hrs 40

	miles	hrs:mins
iPort Doncaster	11	16
Wakefield Europort	31	48

	miles	hrs:mins
Doncaster (reopening 2025)	9	11
East Midlands	60	1hr 11
Manchester	65	1hr 46

	miles	hrs:mins
Immingham	56	1hr 4
Hull	59	1hr 9
Liverpool	116	1hr 59
London Gateway	173	3hrs
Felixstowe	176	3hrs 6
Southampton	228	3hrs 51

A1M FOR SUSTAINABILITY

BREEAM®

DESIGNED TO ACHIEVE
BREEAM 'OUTSTANDING'

A+

TARGETING EPC
RATINGS OF:
'A+' FOR OFFICES
'A' FOR WAREHOUSE

ESG

MEETS ENVIRONMENTAL
& SOCIAL STANDARDS

TARGETING
NET ZERO CARBON
DEVELOPMENT



Building fabric designed
and constructed to
very high standards
of insulation and air
tightness



15% rooflights to
warehouse roof resulting
in a high level of natural
daylight, reducing need
for artificial lighting



Roof-mounted solar
photovoltaic (PV) system



Rainwater harvesting



Water saving taps
and WCs



Water leak detection



Electric vehicle charging
points in the car park



Cycle parking



Sub-metering of energy
consumption

Cut your energy costs with
an optional roof-mounted
full solar PV array.

£237,250

energy savings per year

61p

energy saving per square foot

£2.6million

typical savings over a 10 year lease

Figures are estimates based on a maximised solar PV system, a medium energy consumption profile (60kWh/sq ft/year) and a 23p/kWh market grid rate. Actual savings and performance will vary depending on occupier energy demand and tariff.

AIM FOR QUALITY



THE WORLD'S LARGEST PRIVATELY OWNED INDUSTRIAL DEVELOPER

the UK's largest spec developer

Panattoni is the world's largest privately owned industrial developer, having developed 650 million sq ft to date.

The Panattoni client list includes more than 2,500 international, national and regional companies, many of whom have completed multiple projects with Panattoni, a testament to our determination to always exceed our client expectations.

Find out more about Panattoni at www.panattoni.co.uk

38
years since
inception

2,500
international
customers


250 million+
sq ft developed by
Panattoni across Europe

650 million+
sq ft developed by
Panattoni worldwide

In partnership with **BARINGS**

Barings is a \$431+ Billion* global asset management firm with a significant real estate presence through equity and debt investments across North America, Europe and Asia Pacific. Barings Real Estate have a strong track record of funding, developing and managing assets across the industrial, logistics, office and residential sectors globally.

*As at 30th September 2024



panattoni.co.uk/centralAIM

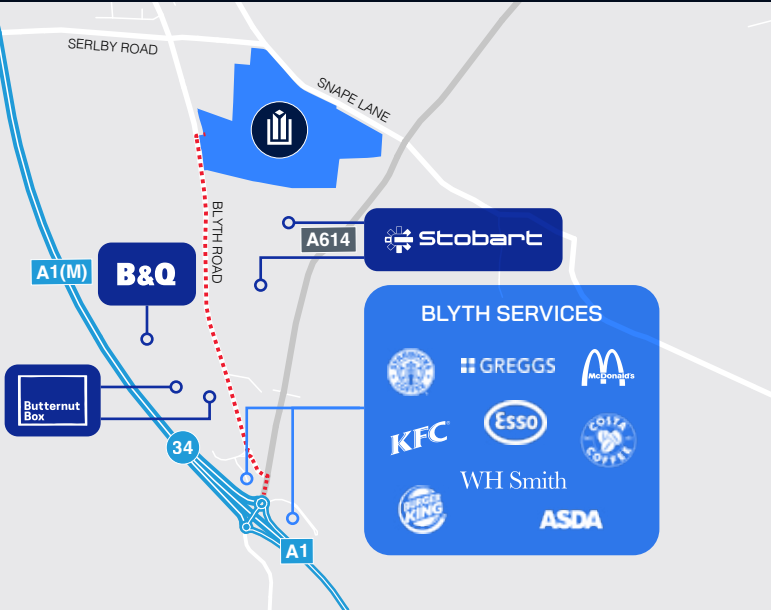


PANATTONI PARK CENTRAL A1[M]

A1M FOR ACCESS

Strategically positioned at the heart of the UK’s motorway network, Panattoni Park Central A1(M) offers unrivalled national and regional connectivity.

With direct access to the A1(M), M18, M180 and M1, this is one of the most strategically connected logistics locations in the UK.



J34 A1(M) | UK
Blyth Road
Harworth DN11 8DB
what3words /// singled.begun.expectant



APEX
0208 0586 678
apexllp.com

Cameron Mitchell
cam@apexllp.com
07392 092 534

Tom Kimbell
tom@apexllp.com
07920 005 471

M1 AGENCY
0113 487 3337

Andy Hall
andy.hall@m1agency.co.uk
07824 525 821

Henry Watson
henry.watson@m1agency.co.uk
07951 267 446

DTRE
020 3328 9080
www.dtre.com

Tom Fairlie
tom.fairlie@dtre.com
07747 441 858

Andy Lynn
andrew.lynn@dtre.com
07795 107 469

In partnership with
BARINGS



Scan for more details



Misrepresentation Act: Particulars contained in this brochure have been produced in good faith, are set out as a general guide and do not constitute the whole or part of any contract. All liability in negligence or otherwise, arising from use of these particulars are hereby excluded.

