



**STAFFORD
CROSS**

TO LET | REFURBISHED INDUSTRIAL WAREHOUSE
UNIT 8A: 4,240 sq ft (393.91 sq m)

STAFFORD ROAD | CROYDON | CRO 4TU | [what3words.com/ruler.bench.retail](https://www.what3words.com/ruler.bench.retail)



UNIT 8A



Fully
Refurbished



6.5m eaves
height



First floor
offices



Ground floor
reception



Level loading
door



On site car
Parking spaces



WC
facilities












Secure
yard



DESCRIPTION

Unit 8a comprises a warehouse / industrial unit with a ground floor warehouse and reception area together with WC facilities. The first floor provides office accommodation. There is a self-contained yard to the rear of the property and on-site parking to the front. The unit has been fully refurbished.

SPECIFICATION

-  Fully refurbished
-  6.5m max eaves
-  First floor offices
-  Kitchenette
-  Reception
-  Level loading door
-  Car parking spaces
-  WC facilities
-  Secure Yard





ACCOMMODATION

UNIT 8A	SQ FT	SQ M
WAREHOUSE	3,463	321.72
FIRST FLOOR OFFICE	777	72.19
TOTAL	4,240	393.91





CENTRAL LONDON

A232

Waddon

A232

DUPPAS HILL

A236

A23

SANDY LANE

PLOUGH LANE

THE CHASE

PLOUGH LANE

STAFFORD ROAD



STAFFORD CROSS

IMPERIAL WAY

PURLEY WAY

DENNING AVENUE

COLDHARBOUR ROAD

CROWLEY CRES

LAYTON CRES

BARROW ROAD

WADDON WAY

CRAWLEY



STAFFORD CROSS

LOCATION

Stafford Cross Business Park is prominently located on the south side of Stafford Road (B271) close to its junction with Horatius Way.

Within a short distance is Fiveways junction and the Purley Way (A23) which gives direct access to Central London to the north and the M25/M23 interchange to the south.

[Click here](#) to see 360° panorama.



DISTANCE

MILES

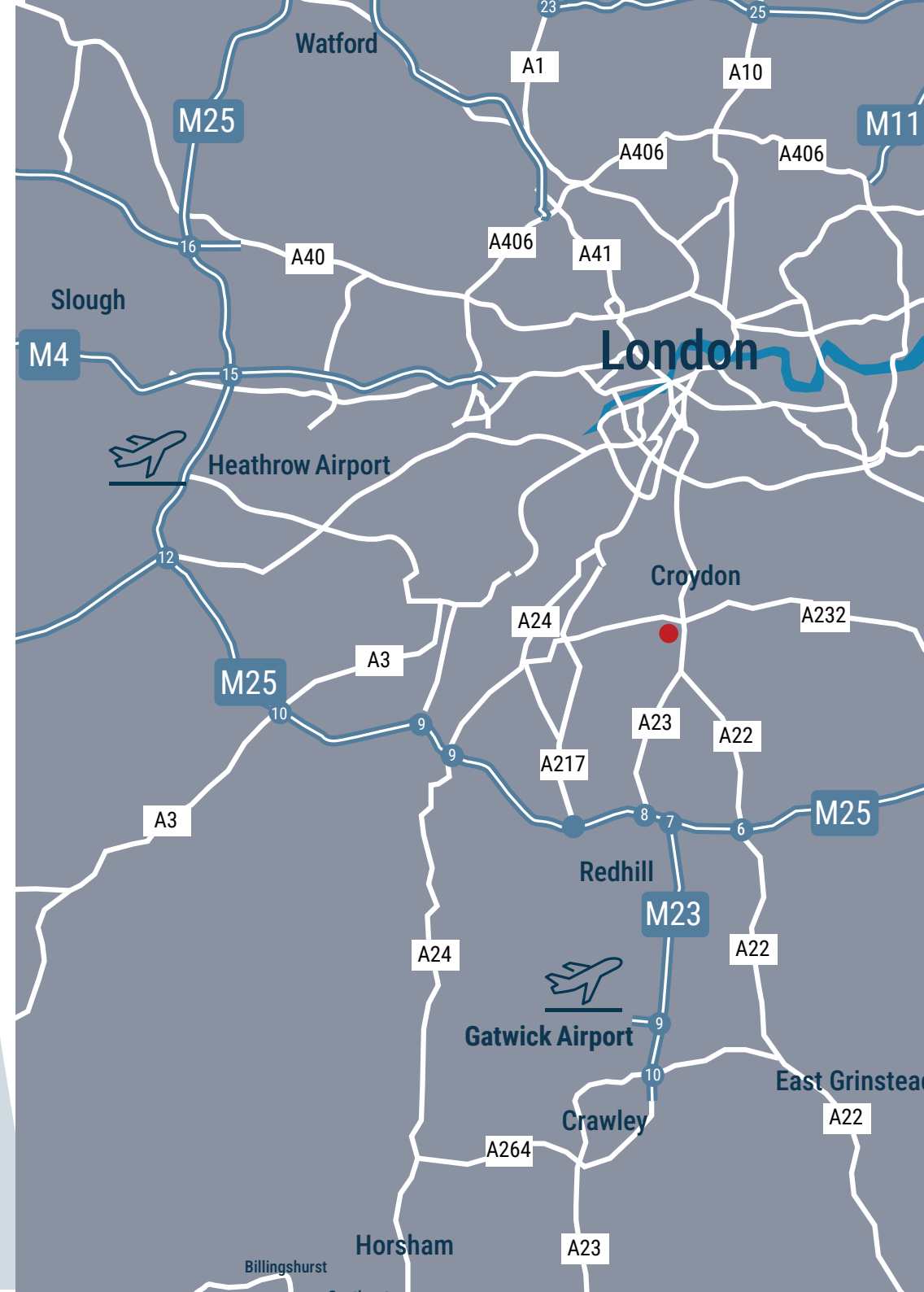
A23 Purley Way	0.2
East Croydon	2.2
M25 J7	8.3
M23 J6	8.3
Gatwick Airport	16.9
Heathrow Airport	22.6
London	10.7



EAST CROYDON

MINS

London Victoria	16
London Bridge	15
Brighton	55
Gatwick	15



TERMS

The units are available on a new lease direct from the Landlord on terms to be agreed.

RENT

On application

RATES

Interested parties should make their own enquiries with the local authority.

SERVICE CHARGE

Details on request.

VAT

The properties are elected for VAT.

LEGAL COSTS

Each party to be responsible for their own legal costs.

EPC

UNIT 8A has an EPC rating of B49.

www.staffordcross.co.uk




VIEWING

Strictly by appointment via the joint agents.



Robert Bradley-Smith
robert.bradley-smith@ryan.com
07469 854799



Tim Clement
tim.clement@jll.com
07970 092974

Tessa English
tessa.english@jll.com
07710 059767



Disclaimer: Ryan and JLL for themselves and for the vendors or lessors of this property whose agents they are give notice that: (i) the particulars are set out as a general outline only for the guidance of intending purchasers or lessees and do not constitute part of, an offer or a contract, (ii) all descriptions, dimensions, references to condition and necessary permissions for use and occupation, and other details are given in good faith and are believed to be correct but any intending purchasers or tenants should not rely on them as statements or representations of fact but satisfy themselves by inspection or otherwise as to the correctness of the property, (iii) no person in the employment of Altus Group or JLL has the authority to make or give any representation or warranty whatever in relation to the property. Compiled June 2025

STAFFORD ROAD | CROYDON | CRO 4TU | what3words.com/ruler.bench.retail