

UNIT B TO LET
106,605 ft²
(9,903.9 m²)



READY FOR IMMEDIATE OCCUPATION

HEADQUARTERS / INDUSTRIAL WAREHOUSE UNIT

LOCATED WITHIN CLOSE PROXIMITY TO M27 CORRIDOR AND A3(M) TO LONDON
2.1 MVA POWER SUPPLY, BREEAM EXCELLENT & EPC A+

WALTON ROAD
PORTSMOUTH PO6 1TS

*100% deducting to all office car parking spaces (EV charging)



EPC A+, BREEAM Excellent,
Fitwel & Net Zero Enabled



Compliant with the
Latest Part L of the
Building Regulations



Yard Depths:
43 m to 47 m



4 Level Loading Doors,
6 Dock Loading Doors &
2 Euro Dock Level Doors



Cycle Storage
Facilities



LED
Lighting



Insulated External
Doors



VRF Heating
System for Offices



32 EV Charging Spaces,
with a 7kw Power Supply*



100 Car Parking Spaces
& 6 Disabled Spaces



Floor Loading:
50 KN/sq m



Height to Underside
of Haunch: 12 m



PV
Panels



Power Supply:
21 MVA



Enhanced
Landscaping



Leak Detection
Technology



Detached Modern Warehouse with Grade A Ancillary Office Accommodation Arranged Over the First and Second Floors with an Undercroft Area

UNIT B

DESCRIPTION

Unit B comprises of a new build, sustainable detached industrial / warehouse of steel portal frame construction inclusive of first and second floor offices. The warehouse also benefits from parking and a secure yard/loading area.

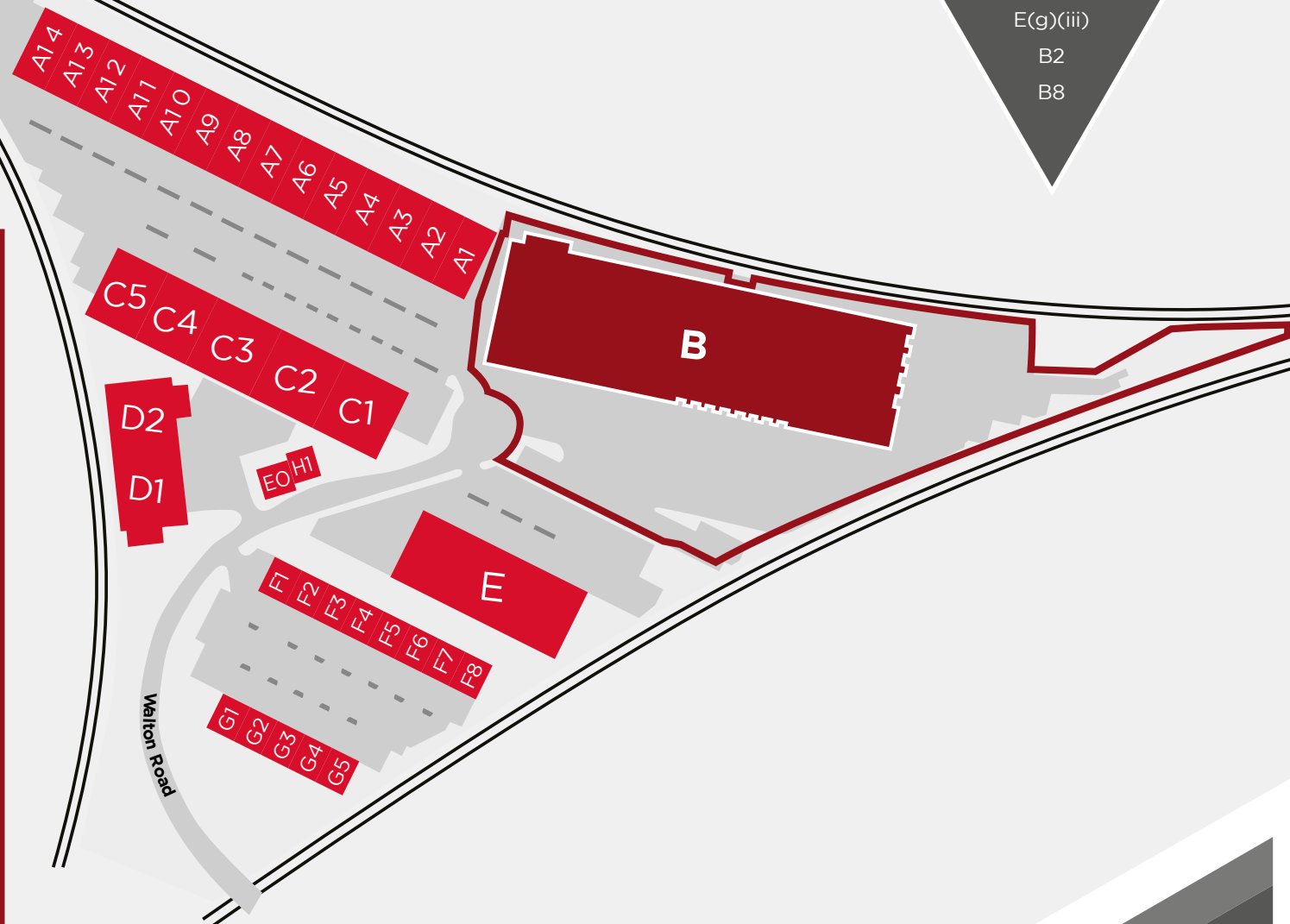
ACCOMMODATION

The accommodation has been measured on a gross external basis and comprises of the following:

	m ²	ft ²
Ground Floor Warehouse (incl. Undercroft & refuse store)	9,204.2	99,073
1st Floor - Office	332.3	3,577
2nd Floor - Office	367.4	3,955
Total	9,9034.9	106,605

USE CLASSES

E(g)(i)
E(g)(ii)
E(g)(iii)
B2
B8



for further information, visit
railwaytriangle.co.uk





WALTON ROAD
PORTSMOUTH PO6 1TS



WALTON ROAD
PORTSMOUTH PO6 1TS



WALTON ROAD
PORTSMOUTH PO6 1TS



WALTON ROAD
PORTSMOUTH PO6 1TS

PRIME LOCATION

Railway Triangle, which adjoins the A27, is situated just off the Eastern Road (A2030) on Walton Road within 1 mile of the A3(M) and M27 motorway.

Eastern Road provides access to Portsmouth City Centre, approximately 4 miles to the south. London and the international airports of Heathrow and Gatwick may be reached by either the A3 or M27

ACCESS TO A3(M), M27 & A27



PO6 1TS

/// what3words.com/late.form.define



LONDON
1 hr, 20 min
(via Havant)

LONDON
70 MILES

PORTSMOUTH
4.2 MILES

SOUTHAMPTON
20 MILES

M27/A27

UNIT B

**MANAGEMENT
OFFICE**



SOUTHAMPTON
28 min
(from Cosham)

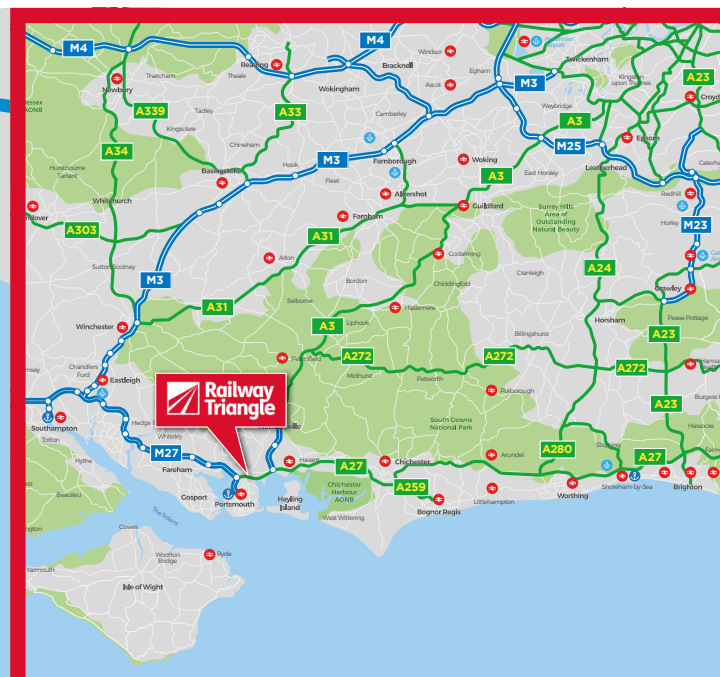
DEMOGRAPHICS & ECONOMY

The population of Portsmouth was approximately 210,000 in 2023, making it the second-most densely populated city in the UK. The city is part of the wider Portsmouth urban area, which has a population of over 850,000. Between the last two censuses (held in 2011 and 2021), Portsmouth experienced steady population growth, reflecting its appeal as a place to live, work, and study. The University of Portsmouth plays a significant role in the city's economy and community.

With over 28,000 students, the university contributes to the local economy through employment, student spending, and innovation in key areas such as technology and business. Additionally, the city benefits from its strong maritime and defence industries, with the Royal Navy and associated businesses providing significant employment opportunities. The retail and tourism sectors also thrive due to Portsmouth's strategic location and rich heritage.



**WALTON ROAD
PORTSMOUTH PO6 1TS**



VIEWING & FURTHER INFORMATION

Vail Williams
02392 203 200
vailwilliams.com

Lambert Smith Hampton
01489 579579
www.lsh.co.uk

JLL
property.jll.co.uk

Alex Gauntlett
07584 657 826
agauntlett@vailwilliams.com

Elise Evans
07703 393 120
eevans@lsh.co.uk

Tom Watkins
07917 093 167
tom.watkins@jll.com

Russell Mogridge
07815 737 175
rmogridge@vailwilliams.com

George Cook
07596 578 707
gcook@lsh.co.uk

Oliver Hockley
07704 687 459
oliver.hockley@jll.com

TRAVEL

	Access to A27, A3 (M) / M27	1 mile
	Southampton Docks	20 miles
	London	70 miles
	Southampton (from Cosham)	28 min
	London Waterloo (via Havant)	1 hr, 28 min
	Southampton Airport	20 miles
	Heathrow Airport	60 miles
	Gatwick Airport	70 miles



WALTON ROAD
PORTSMOUTH PO6 1TS

Vail Williams, Lambert Smith Hampton and JLL for themselves and for the vendors or lessors of this property whose agents they are give notice that these particulars are set out in good faith and are believed to be correct but their accuracy cannot be guaranteed and they do not form any part of any contract. No person in the employment of Vail Williams & Lambert Smith Hampton has any authority to make or give any representational warranty whatsoever in relation to this property. Prepared November 2025. Designed by **threesixtygroup**