

# FINAL PHASE

## BILLINGSHURST ENTERPRISE PARK.

## OWN YOUR OWN BRAND NEW INDUSTRIAL UNIT ON AN ESTABLISHED COMMERCIAL PARK

✓ LEASEHOLD AND FREEHOLD

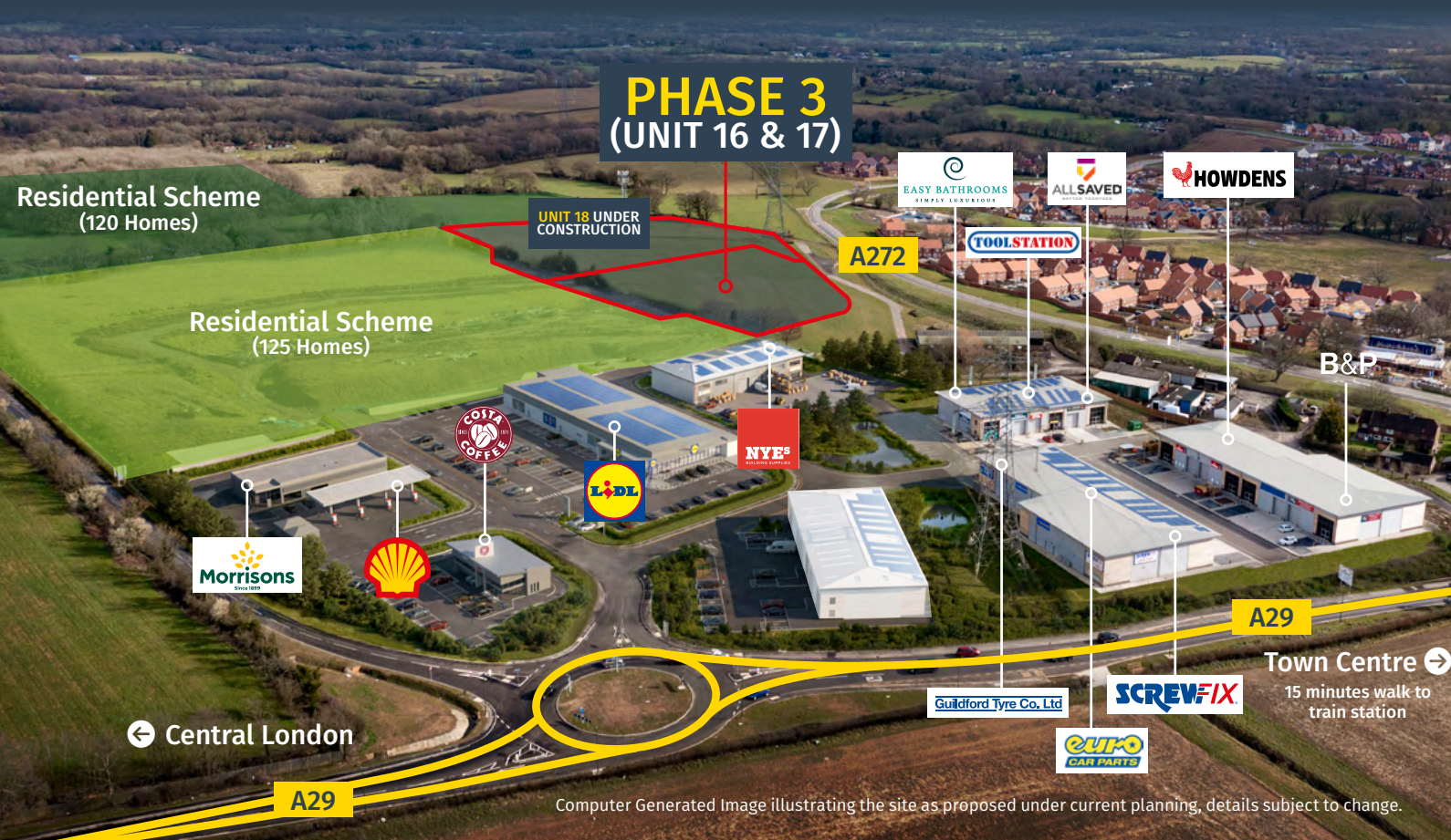
✓ FULLY SERVICED AND READY TO GO

✂ 12,000 SQ FT -  
25,000 SQ FT  
PLANNING GRANTED AND  
IMMEDIATE DELIVERY POTENTIAL

📅 FIRST UNIT UNDER  
CONSTRUCTION  
BEING DELIVERED Q1 2027  
FOR A LOCAL BUSINESS

🏠 225 NEW HOMES  
TO BE BUILT ADJACENT TO  
BILLINGSHURST ENTERPRISE  
PARK WITH PEDESTRIAN  
ACCESS TO THE SITE

🚊 TRAIN STATION WITHIN  
A 15 MINUTE WALK  
WITH DIRECT LINE TO  
VICTORIA STATION



# PHASE 3

13,853 - 20,720 SQ FT

## Accommodation

Unit	Warehouse	Mezzanine	Total
16	18,406	2,314	20,720
17A	11,044	2,809	13,853
17B	11,582	2,992	14,574
18	Under Construction		

All measurements are approximate on a GEA (Gross External Area) sq ft basis



## New Units

Highly specified units which can be bespoke designed for your business

## Up To 10m Eaves

Units will benefit from eaves heights of up to 10m

## 9 Month

Construction programme creates rapid entry to market

## Green Grid EV Charging

Sustainable, on site charging designed around your business needs

# STRATEGIC ACCESS

West Sussex, RH14 9HP

Situated approximately 7 miles to the South West of Horsham.

Billingshurst is an affluent commuter town which benefits from a growing population and quick links to both the South Coast and southern home counties. Billingshurst Enterprise Park is an established employment hub which can offer occupiers a range of business space.

Road	Miles
Horsham	7.1
Crawley	15.6
Worthing	18.7
Brighton	26.6
Portsmouth	40.3
London	46.3

Rail	Times
Horsham	10 mins
Crawley	19 mins
Gatwick	29 mins
London Victoria	1 hr 10 mins

Air	Times
Gatwick Airport	31 mins
Heathrow Airport	1 hr 6 mins
Southampton Airport	1 hr 13 mins

 15 Minutes

Walk to Billingshurst Town Centre

 30 Minutes

Drive to Junction 11 of the M23 Motorway



**New cycle path** connecting the park to Billingshurst town centre has now been completed



**Billingshurst centre** 5 minutes walk



**Billingshurst station** 15 minutes walk



**Mainline station** with direct line into London Victoria every 30 minutes

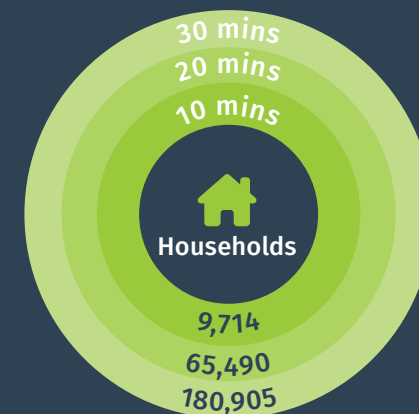
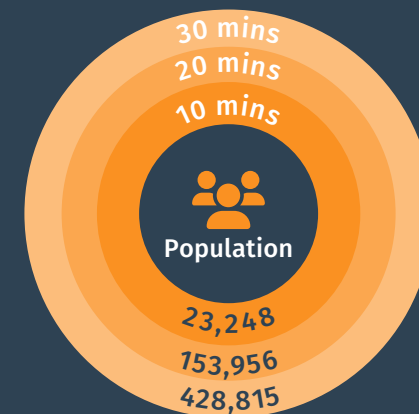


**Established** business park location



**Excellent** supply of local labour

## Local Statistics



# FURTHER INFORMATION

## Rent

Rent on Application.

## Rates

To be reassessed following construction/ refurbishment. Please contact the agents for further information.

## Terms

The units are available by way of new full repairing and insuring leases for a term of years to be agreed. The quoting rents are available upon application to the agents.

## VAT

VAT may be payable on any transaction at the prevailing rate.

## Legal Fees

Each party to bear their own legal costs incurred in any transaction.

## EPC

To be reassessed following construction/ refurbishment.

## Further Information & Viewing

Please contact the agents below:

# DTRE

**Maddie Moriarty**

07545 582 097

maddie.moriarty@dtre.com



**Alfred Bartlett**

07738 090 760

alfred.bartlett@ogle-property.com



**Tim Hardwicke**

07989 420989

thardwicke@shw.co.uk

# BUILT FOR BUSINESS

Misrepresentation Act: These particulars are produced in good faith and believed to be correct. Neither KBW and Knight Frank or their client guarantees their accuracy and they are not intended to form any part of a contract. No person in the employment of KBW and Knight Frank has authority to give any representation or warranty in respect of this property. All prices or rents are quoted exclusive of VAT. These particulars were produced in MAY 2026

☑ Designed and produced by kubiakcreative.com 266885 05/26

DUNMOORE 

[dunmoore.co.uk](https://dunmoore.co.uk)