

# WX-192

///PORT.BONDS.TOWER

## PRIME INDUSTRIAL LOGISTICS BUILDING WALTHAM CROSS

191,948 SQ FT AVAILABLE TO LET



DIRECTLY ON  
THE M25



2 MVA POWER  
SUPPLIED

# FROM A TO B WITHOUT DELAY

EXCELLENT TRANSPORT LINKS VIA THE M25 (JUNCTION 25) AND A10 PROVIDE QUICK ACCESS TO CENTRAL LONDON, JUST 12 MILES AWAY, AS WELL AS THE WIDER NATIONAL MOTORWAY NETWORK.

WALTHAM CROSS IS HOME TO MULTIPLE HIGH-PROFILE OPERATORS. THE LOCATION OFFERS RAPID ACCESS TO THE UK'S LARGEST CONSUMER MARKET AND SEAMLESS CONNECTIVITY TO THE M1, M11, AND A1(M) CORRIDORS.

TESCO

Sainsbury's

GXO

amazon

JOHN LEWIS

YODEL

EVRI



CENTRAL LONDON - 59 MINS

AMAZON

EVRI

ENFIELD LOCK

JOHN LEWIS

TURKEY STREET

YODEL

A10

WALTHAM CROSS

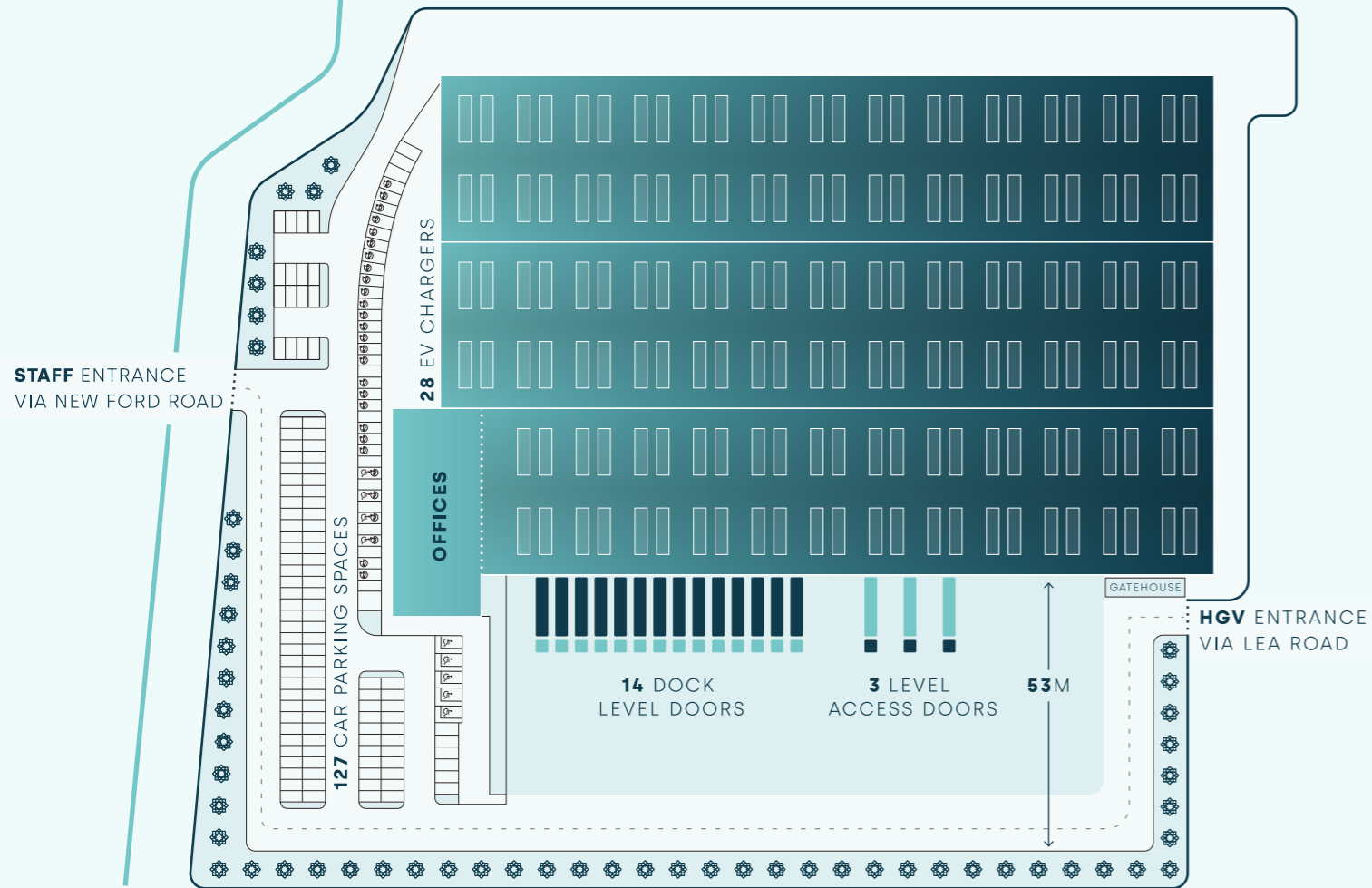
GXO

M25

SAINSBURY'S

TESCO



# HIGH PERFORMANCE



**12M** EAVES HEIGHT

**14 DOCK & 3 LEVEL** ACCESS DOORS

**50KN/M2** FLOOR LOADING



WX-192 PROVIDES 191,948 SQ FT OF HIGH QUALITY WAREHOUSE SPACE, WHICH IS TARGETED TO ACHIEVE A BREEAM 'VERY GOOD' RATING AND EPC 'A' RATING.

|                                    |                      |                    |
|------------------------------------|----------------------|--------------------|
| WAREHOUSE & GROUND FLOOR ANCILLARY | 171,106 SQ FT        | 15,902 SQ M        |
| 2 STOREY OFFICES                   | 9,856 SQ FT          | 916 SQ M           |
| 2 STOREY ANCILLARY SPACE           | 10,986 SQ FT         | 1,021 SQ M         |
| <b>TOTAL</b>                       | <b>191,948 SQ FT</b> | <b>17,839 SQ M</b> |

NOT INCLUDING GATEHOUSE



**2 MVA** POWER SUPPLIED

**SECURE** YARD AND CAR PARK

**127** CAR PARKING SPACES



# FORWARD THINKING

THIS IS A NEXT-GENERATION FACILITY DESIGNED NOT ONLY FOR OPERATIONAL EXCELLENCE BUT ALSO WITH A STRONG EMPHASIS ON ENVIRONMENTAL SUSTAINABILITY AND INTEGRATION WITH THE LOCAL COMMUNITY, CREATING A PLACE THAT DELIVERS LASTING VALUE ON EVERY LEVEL.



28 EV CHARGING SPACES

LED LIGHTING

10% ROOF LIGHTS

OUTDOOR AMENITIES AREA

LANDSCAPED ENVIRONMENT

NEWLY REFURBISHED



## SOLAR PHOTOVOLTAICS

ESTIMATED ENERGY COST SAVINGS FROM THE PV 169KWP SYSTEM INSTALLED - **£40,560PA**  
ADDITIONAL PV CAN BE INSTALLED SUBJECT TO AGREEMENT



## BREEAM

TARGETED TO ACHIEVE A BREEAM 'VERY GOOD' RATING



## EPC RATING

EPC IS RATED 'A'



# OVER 5 MILLION PEOPLE WITHIN 45MINS

STRONG LOCAL LABOUR POOL AND EXCELLENT STAFF AMENITIES. THE NEARBY LEE VALLEY WHITE WATER CENTRE IS NOT ONLY A LEGACY LONDON OLYMPICS 2012 VENUE, BUT A TRANSFORMATIVE DESTINATION FOR STAFF WELLBEING.

WALTHAM CROSS IS ALSO SET TO BENEFIT FROM CROSSRAIL 2, FUTURE-PROOFING CONNECTIVITY BY DOUBLING TRAIN FREQUENCY AND ENHANCING ACCESS ACROSS THE REGION.



**CROSSRAIL 2** WILL DOUBLE TRAIN FREQUENCY AT WALTHAM CROSS, CUT JOURNEY TIMES, ADD STEP-FREE ACCESS, & SUPPORT LOCAL REGENERATION



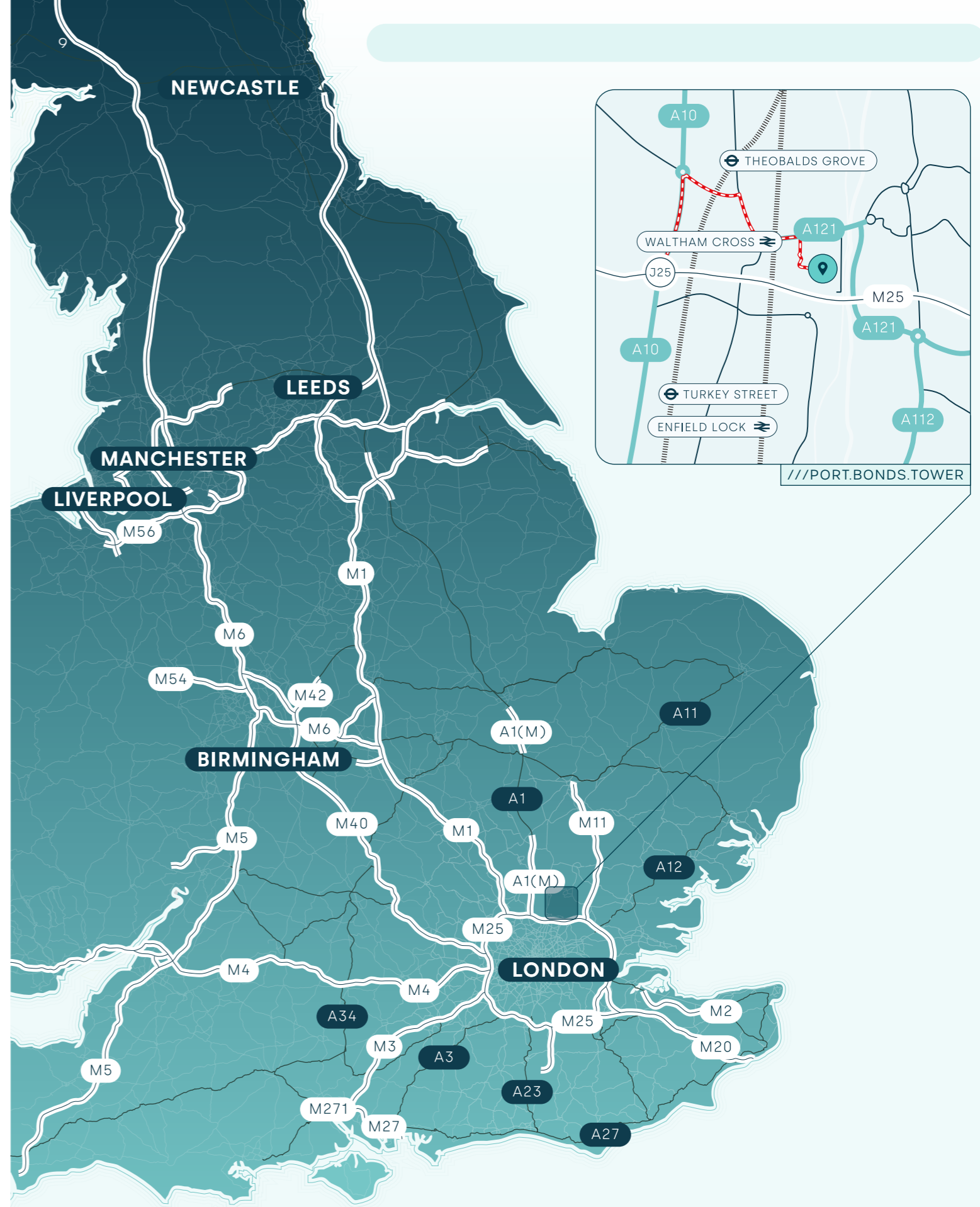
**2,966 PEOPLE** IN THE LOCAL AREA WORK WITHIN **TRANSPORT AND STORAGE**



130,353 PEOPLE LIVE WITHIN A 10-MIN DRIVE OF THE SITE AND OVER **FIVE MILLION PEOPLE LIVE WITHIN A 45-MINUTE**



OVER **75% OF THE GB POPULATION** IS REACHABLE **WITHIN A 4.5-HOUR HGV DRIVE**, FOR QUICK NATIONAL DISTRIBUTION COVERAGE



**PORT**

LONDON GATEWAY - 30 MILES  
TILBURY - 31 MILES

**AIRPORTS**

LONDON CITY - 23 MILES  
STANSTED - 25 MILES  
HEATHROW - 42 MILES

**ROAD**

M25 J25 - 2.5 MILES  
A406 - 7 MILES  
CITY OF LONDON - 25 MILES



NEW FORD ROAD

LEA ROAD

M25

TO LET WX-192

# WX-192

///PORT.BONDS.TOWER



---

**MELINDA CROSS**  
MELINDA.CROSS@JLL.COM  
07748 267 748

**TOM WATKINS**  
TOM.WATKINS@JLL.COM  
07917 093 167

**RAJ SURESH**  
RAJ.SURESH@JLL.COM  
07928 507 141

## savills

---

**HARRY STONEHAM**  
HARRY.STONEHAM@SAVILLS.COM  
07870 999 263

**BRIDGET OUTTRIM**  
BOUTTRIM@SAVILLS.COM  
07788 188 870



---

MISREPRESENTATION ACT 1967. THE PARTICULARS ARE NOT TO BE CONSIDERED A FORMAL OFFER, THEY ARE FOR INFORMATION ONLY AND GIVE A GENERAL IDEA OF THE PROPERTY. THEY ARE NOT TO BE TAKEN AS FORMING ANY PART OF A RESULTING CONTRACT NOR BE RELIED UPON AS STATEMENTS OR REPRESENTATIONS OF FACT. WHILST EVERY CARE IS TAKEN IN THEIR PREPARATION NO LIABILITY CAN BE ACCEPTED FOR THEIR ACCURACY. INTENDING PURCHASERS MUST SATISFY THEMSELVES BY PERSONAL INSPECTION OR OTHERWISE AS TO THE CORRECTNESS OF THESE PARTICULARS WHICH ARE ISSUED ON THE UNDERSTANDING THAT ALL NEGOTIATIONS ARE CONDUCTED THROUGH SAVILLS AND JLL. APRIL 2026. **DESIGNED BY CORMACKADVERTISING.COM**