

**Phase One - Immediately Available**  
43,000-134,000 sq ft

**Phase Two - Available June 2026**  
53,750 - 216,000 sq ft



# Atlantic Park

A DEVELOPMENT BY



[www.atlanticpark.co.uk](http://www.atlanticpark.co.uk)

///noted.last.smiles  
Liverpool | M57 & M58 | L30 4AB



# AtlanticPark

## The *New Wave* for logistics

Ideally located near Switch Island, at the key intersection of the M57 and M58 motorways, and just two miles from Liverpool2 deep-water container terminal, Atlantic Park offers one of the region's most connected opportunities. The scheme provides a best-in-class development within a fully landscaped environment, combining accessibility and quality in a prime Freeport location.





Mersey MDF, Plas & Ply  
The decorative board specialists



DOMINO

MERSEYSIDE  
FIRE & RESCUE  
SERVICE



Choices  
Homecare

ASDA

Liverpool

14 mins / 5.5 miles

Port of Liverpool/Bootle

9 mins / 2.0 miles



A565

Phase Two

Available June 2026

Phase One

Available Now



M57 / M58 / A59  
5 mins / 1.3 miles

DUNNINGS BRIDGE ROAD / A5036



AtlanticPark  
Your Global Gateway


# Phase One


Available Now


## ACCOMMODATION


Units	Warehouse Sq Ft	Office Sq Ft	Total Sq Ft
Unit1	40,000	3,000	43,000
Unit 2	50,000	3,750	53,750
Unit 3	125,500	9,375	134,375
Unit 4	110,000	8,250	118,250


## BASE SPECS


- 


Up to 50M Service Yard
- 


50 kN/m<sup>2</sup> Floor Loading (Site Wide)
- 

Power Supply 7MVA - Site Wide (Opportunity to Secure a Further 3 MVA)
- 

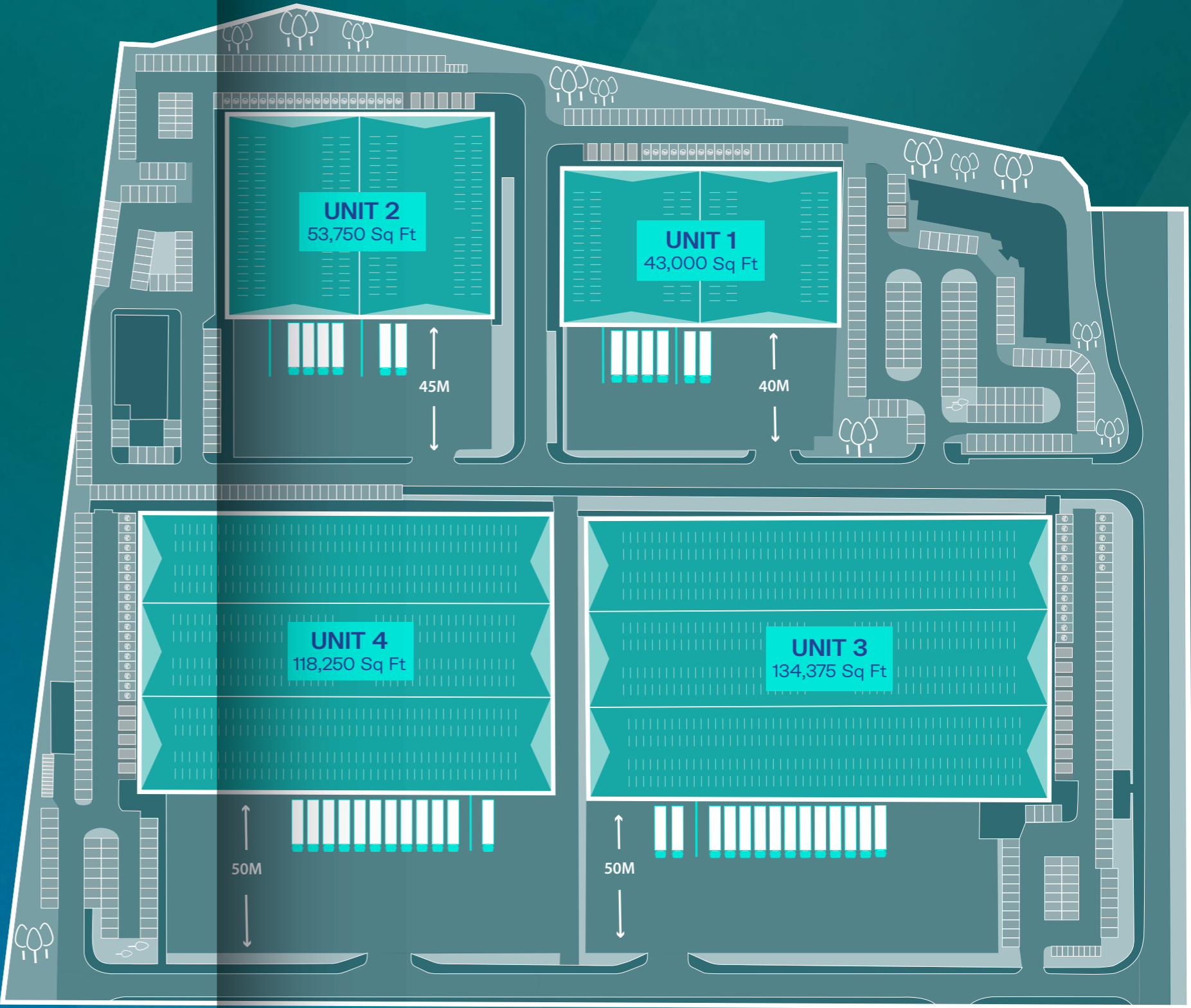
Up to 15M Clear Height
- 

Up to 15% Roof Lights
- 

BREEAM Rating 'Excellent'
- 

PV Panels & EV Charging
- 


Dock & Level Access Loading Doors








 SITE ACCESS

# Phase One

Units	Warehouse Sq Ft	Office Sq Ft	Total Sq Ft
Unit1	40,000	3,000	43,000
Unit 2	50,000	3,750	53,750
Unit 3	125,500	9,375	134,375
Unit 4	110,000	8,250	118,250

 All buildings Floor Loading 50 kN/m²





## Unit 1 ~ 43,000 Sq Ft Available Now

-  10M Clear Height
-  4 Dock Loading Doors
-  2 Level Access Doors
-  40M Service Yard
-  66 Car Parking Spaces
-  14 Electric Charging Points



## Unit 2 ~ 53,750 Sq Ft Available Now

-  10M Clear Height
-  4 Dock Loading Doors
-  2 Level Access Doors
-  45M Service Yard
-  85 Car Parking Spaces
-  20 Electric Charging Points

## Unit 3 ~ 134,375 Sq Ft Available Now

-  15M Clear Height
-  9 Dock Loading Doors
-  3 Level Access Doors
-  50M Service Yard
-  115 Car Parking Spaces
-  23 Electric Charging Points

## Unit 4 ~ 118,250 Sq Ft Available Now

-  15M Clear Height
-  8 Dock Loading Doors
-  3 Level Access Doors
-  50M Service Yard
-  115 Car Parking Spaces
-  23 Electric Charging Points

# Phase One

# Phase Two

Available June 2026

## ACCOMMODATION

Units	Warehouse Sq Ft	Office Sq Ft	Total Sq Ft
Unit 5	170,000	8,500	178,500
Unit 6	200,000	10,000	210,000
Unit 7	50,000	3,750	53,750

## BASE SPECS



Up to 60M  
Service Yard



50 kN/m² Floor  
Loading (Site Wide)



Up to 15%  
Roof Lights



Power Supply  
7MVA - Site Wide  
(Opportunity to Secure  
a Further 3 MVA)



Up to 15M  
Clear Height



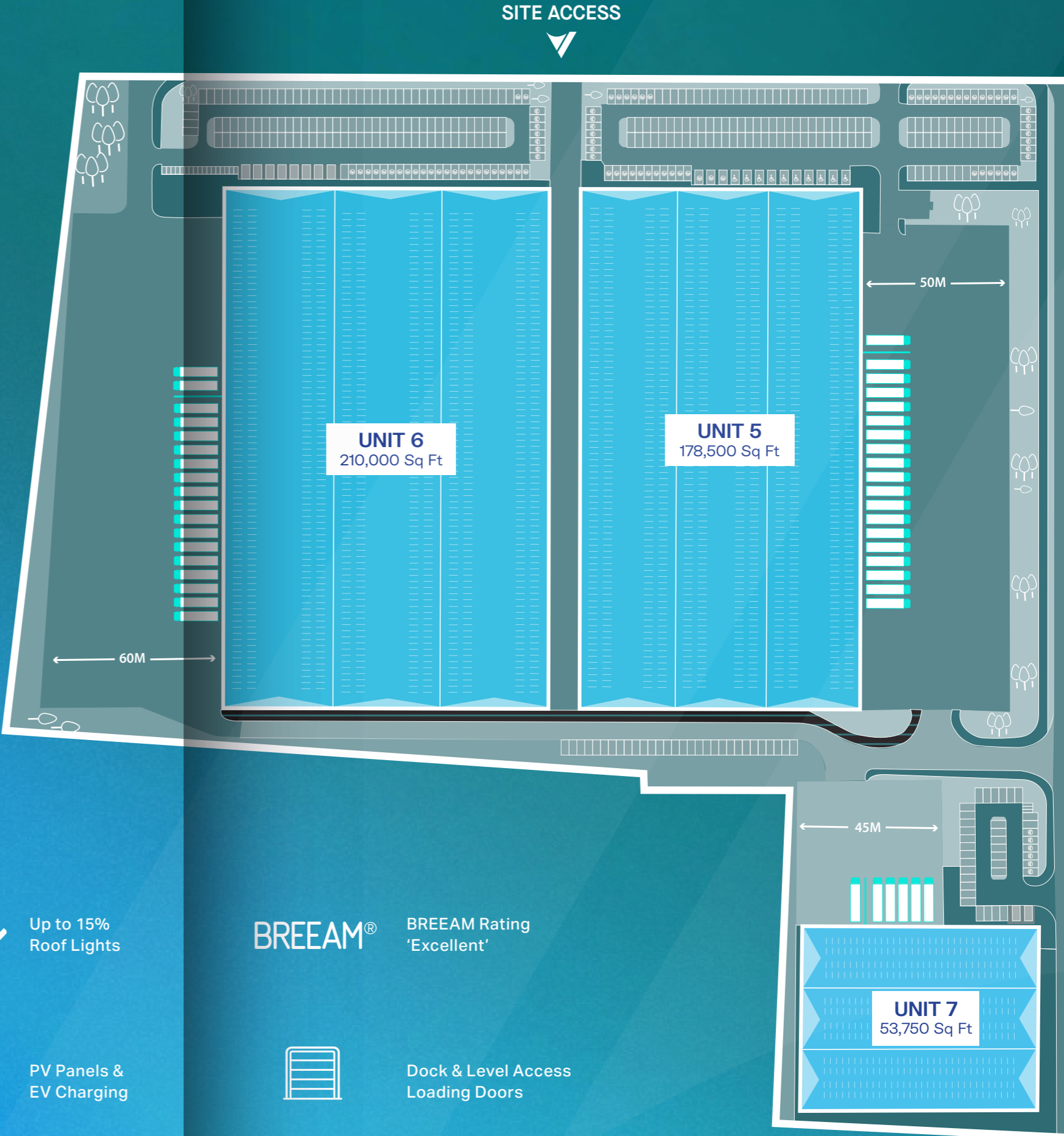
PV Panels &  
EV Charging



BREEAM®  
BREEAM Rating  
'Excellent'




Dock & Level Access  
Loading Doors











# Phase Two

Units	Warehouse Sq Ft	Office Sq Ft	Total Sq Ft
Unit 5	170,000	8,500	178,500
Unit 6	200,000	10,000	210,000
Unit 7	50,000	3,750	53,750

 All buildings Floor Loading 50 kN/m<sup>2</sup>







## Unit 5 ~ 178,500 Sq Ft

-  15M Clear Height
-  14 Dock Loading Doors
-  4 Level Access Doors
-  50M Service Yard
-  194 Car Parking Spaces
-  55 Electric Charging Points

## Unit 6 ~ 210,000 Sq Ft

-  15M Clear Height
-  14 Dock Loading Doors
-  4 Level Access Doors
-  60M Service Yard
-  166 Car Parking Spaces
-  34 Electric Charging Points

## Unit 7 ~ 53,750 Sq Ft

-  10M Clear Height
-  5 Dock Loading Doors
-  2 Level Access Doors
-  45M Service Yard
-  42 Car Parking Spaces
-  8 Electric Charging Points

# Phase Two

CGI for indicative purposes only



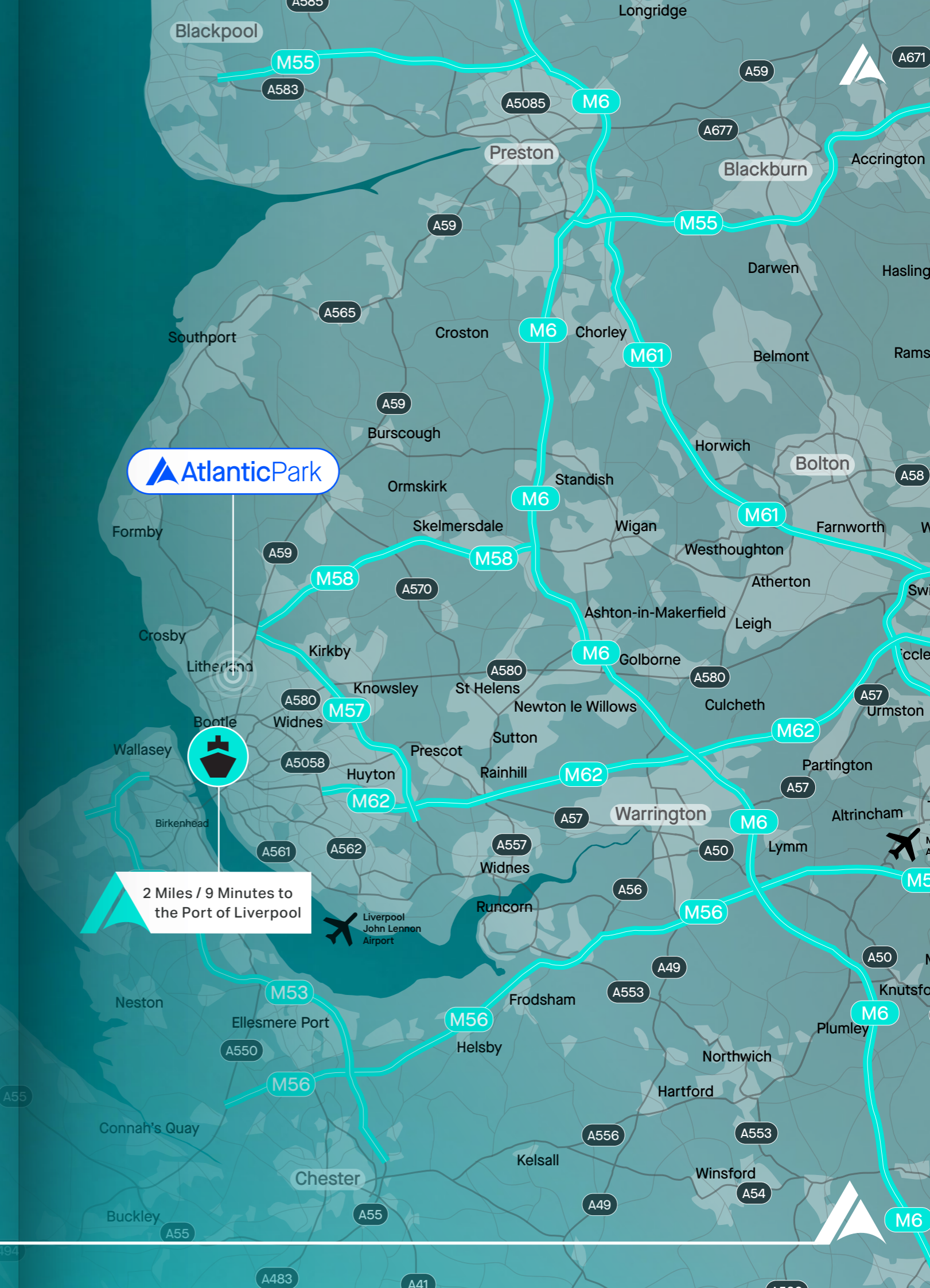


/// NOTED.LAST.SMILES

Located just two miles via the A5036 from the Liverpool2 deep-water container terminal, Atlantic Park is perfectly positioned to serve UK and Irish markets while acting as a key hub in global supply chains. With 35 million consumers within a 150-mile radius, the scheme offers unparalleled access to a vast customer base.

Destination	Miles	Time
M57	1.3	5 Min
Port of Liverpool	2	9 Min
Liverpool	5.5	14 Min
Widnes Rail Freight	17	22 Min
Liverpool Airport	19	27 Min

Manchester	36	45 Min
Manchester Airport	40	51 Min
Leeds	76	1 Hr 30 Min
Sheffield	82	1 Hr 57 Min
Nottingham	102	2 Hr 18 Min
Birmingham	112	2 Hr 33 Min



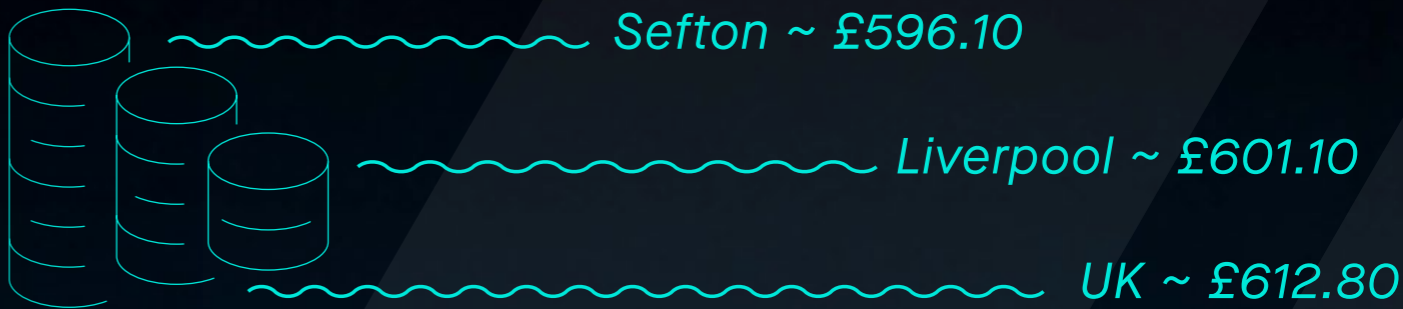
# A Thriving Hub for Jobs, Skills & Growth

**Atlantic Park** benefits from excellent public transport links and is within walking distance of a large, skilled workforce. Local wages are competitive when compared to city-wide and national averages. For occupiers seeking a broader talent pool, there are 3 million working-age people located within a 45-minute commute of the site.

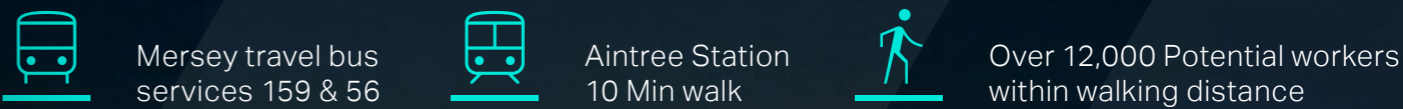
## Local population



## Competitive wages



## Good public transport links



# Freeport Access. *Atlantic* Advantage.

## What is a Freeport?

Created by the government to boost economic growth, Freeports are specific geographic areas which have different tax and customs rules than the rest of the country. There are two main zones within a Freeport, Tax Zones, and Customs Zones. Atlantic Park sits within a Customs Zone of Liverpool Freeport.

## What are the benefits of a Customs Zone?

The customs procedures for goods entering a Freeport Customs Zone are simplified and the goods don't attract payable tariffs. Businesses operating within these zones enjoy a deferment of tariffs on goods destined for other parts of the UK until they are shipped. They can avoid tariffs altogether if they bring in goods for manufacture or assembly on-site before re-exporting them to international markets.

This has obvious advantages for any business managing complex global supply chains; supply chains that can now be routed more easily through Liverpool thanks to the development of the Liverpool2 deep water container port, capable of handling the biggest cargo vessels in the world.

## Tariff Benefits

Duty referral for goods stored on-site and duty inversion for goods exiting the Freeport. Savings from duties that do not need to be paid on outside goods attract a lower tariff than their component parts.

Duty exemption for goods that are exported from the Freeport.



*Promote regeneration  
and the creation of  
high-skilled jobs*



*Establish UK Freeports as  
national hubs for global  
trade and investment*



*Create hotbeds for innovation  
and net zero initiatives with private  
and public sector investment in R&D*





# Turning the Tide for a Greener, Smarter Atlantic Park



## Sustainable urban drainage systems throughout

This will sustainably absorb surface water run-off, mimicking natural drainage processes to manage storm water. The system reduces the burden on the existing drainage system and will mitigate flooding, improve water quality, and support biodiversity. Its overall effect is to create a more resilient and sustainable urban environment.



## BREEAM 'Excellent'

All buildings at Atlantic Park will target BREEAM 'Excellent'. The features listed below will all support this, as will the fact that the development is on a remediated brownfield site.



## Low embodied carbon construction materials

As important as the operational carbon footprint, a small embodied carbon footprint can significantly reduce the time it takes for a building to become truly carbon neutral.



## Energy Performance Certificate A

Target EPC rating: A



## All electric futureproof building services

All electric building services, as part of an all-electric built environment, are essential for the deep decarbonisation of the energy supply. With the UK now generating more than half its electricity from renewable sources, all electric solutions will play an important role in enabling the country to achieve zero greenhouse gas emissions by 2050.



## Photovoltaic panels

Each unit will feature roof mounted solar panels as standard, with the ability to fit additional capacity according to client needs.



## Low embodied carbon construction materials

As important as the operational carbon footprint, a small embodied carbon footprint can significantly reduce the time it takes for a building to become truly carbon neutral.



## Electric car charging points

All buildings will have charge points for electric vehicles.





# AtlanticPark





A DEVELOPMENT BY



# Atlantic Park

---

**B8**

**Steve Johnson**  
steve@b8re.com  
07771 888 363

**Alex Perratt**  
alex@b8re.com  
07951 277 612



**Jon Atherton**  
jatherton@savills.com  
07778 050 197

**Jonathan Williams**  
jonathan.williams@savills.com  
07870 183 405

All CGI images are for indicative purposes only.

DISCLAIMER: This brochure and all content in the brochure are provided to you on a non reliance basis without warranty of any kind either express or implied, including but not limited to the implied warranties of merchantability, fitness for a particular purpose, and non-infringement. B8 Real Estate, Savills and Eighty Studio Ltd. makes no warranty as to the accuracy, completeness or reliability of any content in this brochure. You are responsible for verifying any information before relying on it. Use of this brochure and the content available in the brochure is at your sole risk. May 2025.

Designed and created by *Eighty* [www.eighty.studio](http://www.eighty.studio)