



UNIT 1 POLAR PARK HEATHROW

Unit 1 Polar Park / Bath Rd / West Drayton / UB7 0EX

TO LET
**Distribution
Warehouse**
122,400 sq ft
(11,371.2 sq m)
GEA

Available Now

What3words
///sparks.cycles.activism

Situation

UNIT 1
POLAR PARK
HEATHROW

Polar Park is a prime warehouse and distribution destination strategically positioned just 300 metres from the boundary of London Heathrow Airport.

With direct access from the A4 Bath Road and immediate connectivity to Heathrow's Northern Perimeter Road, the estate offers unparalleled convenience for airport-related logistics operations. As part of one of the UK's most established logistics and industrial hubs, Unit 1 Polar Park provides occupiers with direct exposure to the heart of the country's air-freight network.

Designed for seamless airport operations, Polar Park allows freight to move directly from warehouse to aircraft, ensuring the fastest possible turnaround times, streamlining operations and maximising efficiency. This exceptional location places occupiers within easy reach of Heathrow's cargo and passenger terminals as well as the national motorway network (M4, M25 and M40), offering unrivalled connectivity across London, the South East and beyond.

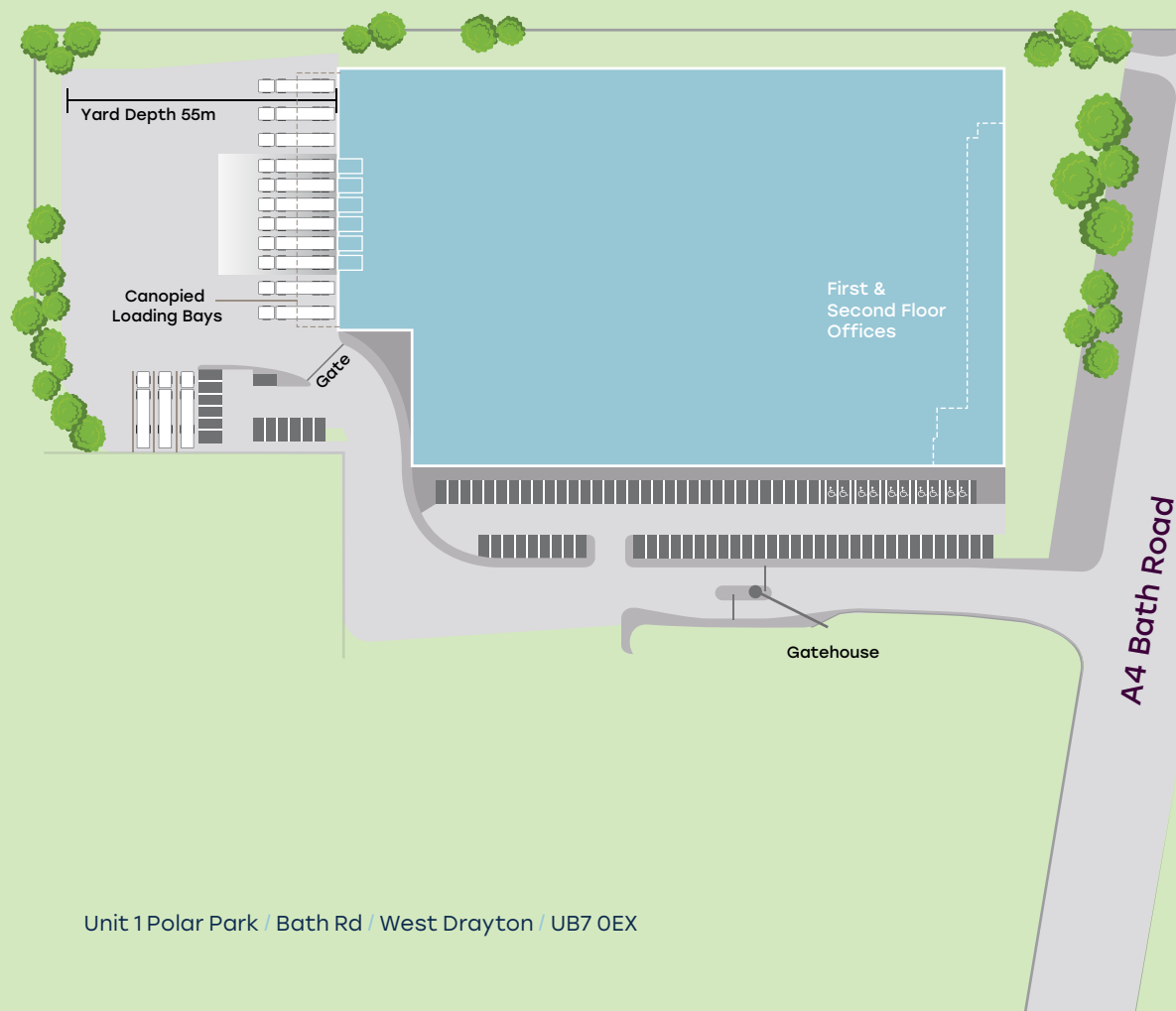
The park is home to occupiers including DHL, Air Menzies and the Metropolitan Police.



Accommodation




Schedule

	sq ft GEA	sq m GEA
Warehouse	108,493	10,079.3
Offices	12,363	1,148.5
Reception	1544	143.4
Total	122,400	11,371.2



UNIT 1
POLAR PARK
HEATHROW

Specification





Location

What3words
///sparks.cycles.activism

Located between Central London and the M25 motorway, the Heathrow and West Drayton area stands as one of the most accessible and strategically connected business locations in the UK.

The area benefits from an extensive network of major roads including the M4, M25 and A4, providing swift links to the capital, the South East and the wider national motorway network. Heathrow also has outstanding public transport connections, with the Elizabeth Line, Heathrow Express, London Underground and numerous bus routes all offering direct access across London and beyond. Combined with its proximity to the UK's busiest airport and Europe's leading air-freight hub, the area offers an unrivalled location for logistics, distribution and global business operations.



Unit 1 Polar Park / Bath Rd / West Drayton / UB7 0EX

Distribution Warehouse 122,400 sq ft

Contact

DTRE

Jake Huntley

Jake.Huntley@dtre.com

+44 20 3328 9080

+44 77 6515 4211

Robert Cohu

Robert.Cohu@dtre.com

+44 20 3328 9080

+44 78 6065 9043



Patrick Rosso

Patrick.Rosso@colliers.com

+44 7825 571 048

+44 1895 457 714

Stanley Gibson

Stanley.Gibson@colliers.com

+44 1895 457 781

+44 7776 605 378

MISREPRESENTATION ACT: DTRE and Colliers for themselves and for the vendors or lessors of this property, whose agents give notice that: a) all particulars are set out as general outline only for the guidance of intending purchasers or lessees, and do not comprise part of an offer or contract; b) all descriptions, dimensions, references to condition and necessary permissions for use and occupation, and other details are given in good faith and are believed to be correct but any intending purchasers or tenants should not rely on them as statements or representations of fact but must satisfy themselves by inspection or otherwise as to the correctness of each of them; c) no person in the employment of DTRE and Colliers has any authority to make any representation of warranty whatsoever in relation to this property.

Crafted by Core | core-marketing.co.uk | 0121 232 5000, January 2026.

UNIT 1 POLAR PARK HEATHROW

Unit 1 Polar Park / Bath Rd / West Drayton / UB7 0EX

BLOCK
INDUSTRIAL
A COPLEY POINT COMPANY

block-industrial.com/polar-park