



CROSSLINK 252 HUNTINGDON

Washingley Road / Huntingdon / Cambs / PE29 6SY

TO LET

**Distribution
Warehouse**
251,746 sq ft
(23,388 sq m)

Occupation from Q1 2024

Situation

CrossLink 252 is located on Washingley Road just off the A141, providing excellent access to the main arterial route of the A14 and A1 via Junction 14 which is located 3.5 miles west of the unit. Huntingdon train station is less than 2 miles south of the site and provides regular services into London to the south and Peterborough to the north.

The local area occupiers include Meridian Audio, Volkswagen, DX Express, Hilton Food Group, Mimeo and many more.

CROSSLINK
252
HUNTINGDON



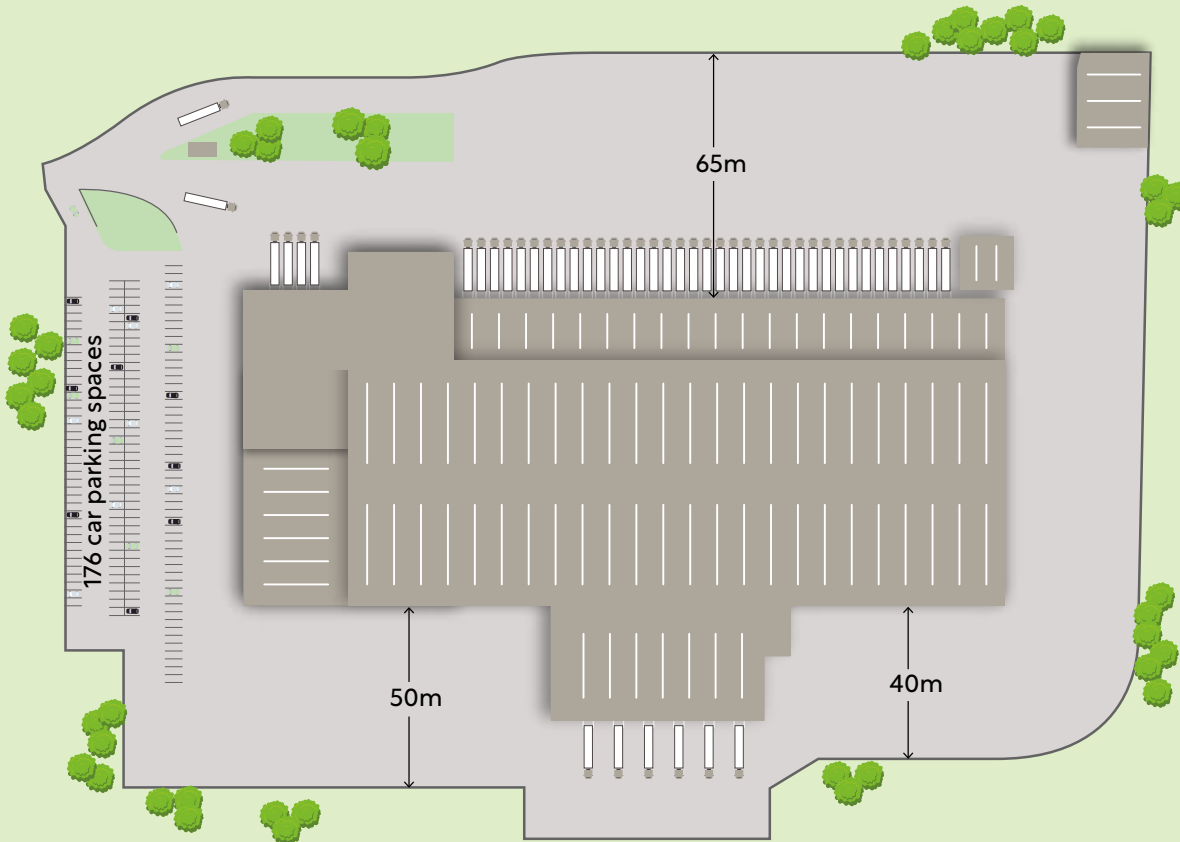
Accommodation Summary



Description	CrossLink 252
Permitted Use	B1/B2 (General Industrial) & B8 (Storage and Distribution)
EPC	C
Site Area	21 acres
Site Coverage	27%
Yard Depth	40-65m
Total Area (sq ft)	251,746
Warehouse (sq ft)	210,704
Battery Charge Area & Stores (sq ft)	14,230
Main Office & Canteen (sq ft)	17,502
Vehicle Maintenance (sq ft)	5,769
Bailing Area (sq ft)	2,153
Transport Offices (sq ft)	947
Gatehouse (sq ft)	441
Dock Level Loading Doors	40
Level Access Loading Doors	6
Clear Internal Height	10m
HGV Spaces	39
Car Parking Spaces	176
Power Supply*	650 kVA

*Capacity to increase to 4MVA Distribution Warehouse 251,746 sq ft

Accommodation



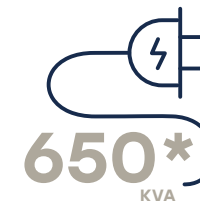
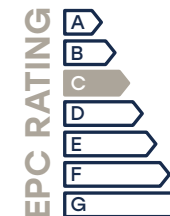


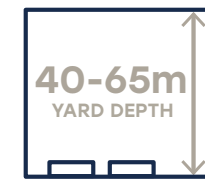
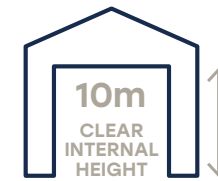
Schedule

	sq ft	sq m
Warehouse	210,704	19,575
Other Accommodation*	41,042	3,813
Total	251,746	23,388

*This includes Battery Charge Area and Stores, Main Offices and Canteen, Vehicle Maintenance, Bailing Area, Transport Offices and Gatehouse

Washingley Road / Huntingdon / Cambs / PE29 6SY

Specification



Distribution Warehouse 251,746 sq ft

Location



Washingley Road / Huntingdon / Cambs / PE29 6SY



Huntingdon is a key industrial location in the East of England situated 20 miles north of Cambridge. The A14 dual carriageway links to the M1, M6, M11 and A1(M) offering direct access to main road infrastructure and port network. London, Birmingham, Nottingham and Milton Keynes are all within a 90 minute drive from the market town.

ROAD

A1(M) J14	5 miles
M11 J14	14 miles
Cambridge	21 miles
M1 J13	31 miles
Milton Keynes	40 miles
M25 J27	59 miles
Central London	68 miles
Birmingham	81 miles

AIR

Luton Airport	50 miles
East Midlands Airport	71 miles
Birmingham Airport	74 miles

RAIL

Huntingdon Station	2 miles
St. Neots Station	12 miles

PORTS

Port of Felixstowe	90 miles
--------------------	----------

*average drive distances

Distribution Warehouse 251,746 sq ft

Contacts



Tom Kimbell
Tom.Kimbell@cushwake.com

07920 005 471

Franco Capella
Franco.Capella@cushwake.com

07834 197 403

DTRE

Tom Fairlie
Tom.Fairlie@dtre.com

07747 441 858

Jamie Catherall
Jamie.Catherall@dtre.com

07718 242 693



William Rose
WRose@savills.com

07870 999 566

Edward Gee
EGee@savills.com

07807 999 211

CROSSLINK 252 HUNTINGDON

Washingley Road / Huntingdon / Cambs / PE29 6SY

Terms

Available to let on a new FRI lease.

MISREPRESENTATION ACT: Cushman & Wakefield, DTRE and Savills for themselves and for the vendors or lessors of this property, whose agents give notice that: a) all particulars are set out as general outline only for the guidance of intending purchasers or lessees, and do not comprise part of an offer or contract; b) all descriptions, dimensions, references to condition and necessary permissions for use and occupation, and other details are given in good faith and are believed to be correct but any intending purchasers or tenants should not rely on them as statements or representations of fact but must satisfy themselves by inspection or otherwise as to the correctness of each of them. c) no person in the employment of Cushman & Wakefield, DTRE and Savills has any authority to make any representation of warranty whatsoever in relation to this property.

Crafted by Core | core-marketing.co.uk | 0121 232 5000. February 2024.



block-industrial.com/crosslink-252