

GATWICK GATE INDUSTRIAL PARK

TO LET

4 Industrial / warehouse units
9,794 - 64,414 sq ft
Comprehensively refurbished

GATWICK GATE,
CHARLWOOD ROAD,
LOWFIELD HEATH,
CRAWLEY RH11 0TG

gatwickgate.com



LOCATED ADJACENT TO GATWICK
AIRPORT - WITHIN A 1 MINUTE DRIVE

3.4 MILES TO
JUNCTION 10 M23

DIRECT LINKS TO THE UK
MOTORWAY NETWORK

OPTION TO COMBINE UNITS,
UP TO 64,414 SQ FT

PERFECTLY
POSITIONED
TO REACH YOUR MARKET

Gatwick Gate is an established industrial park situated in a prime location with excellent access to Manor Royal Business District, the M23 and Gatwick Airport.

Four units comprehensively refurbished. Ideal for storage, manufacturing or logistics, the site is perfectly positioned to reach your market.

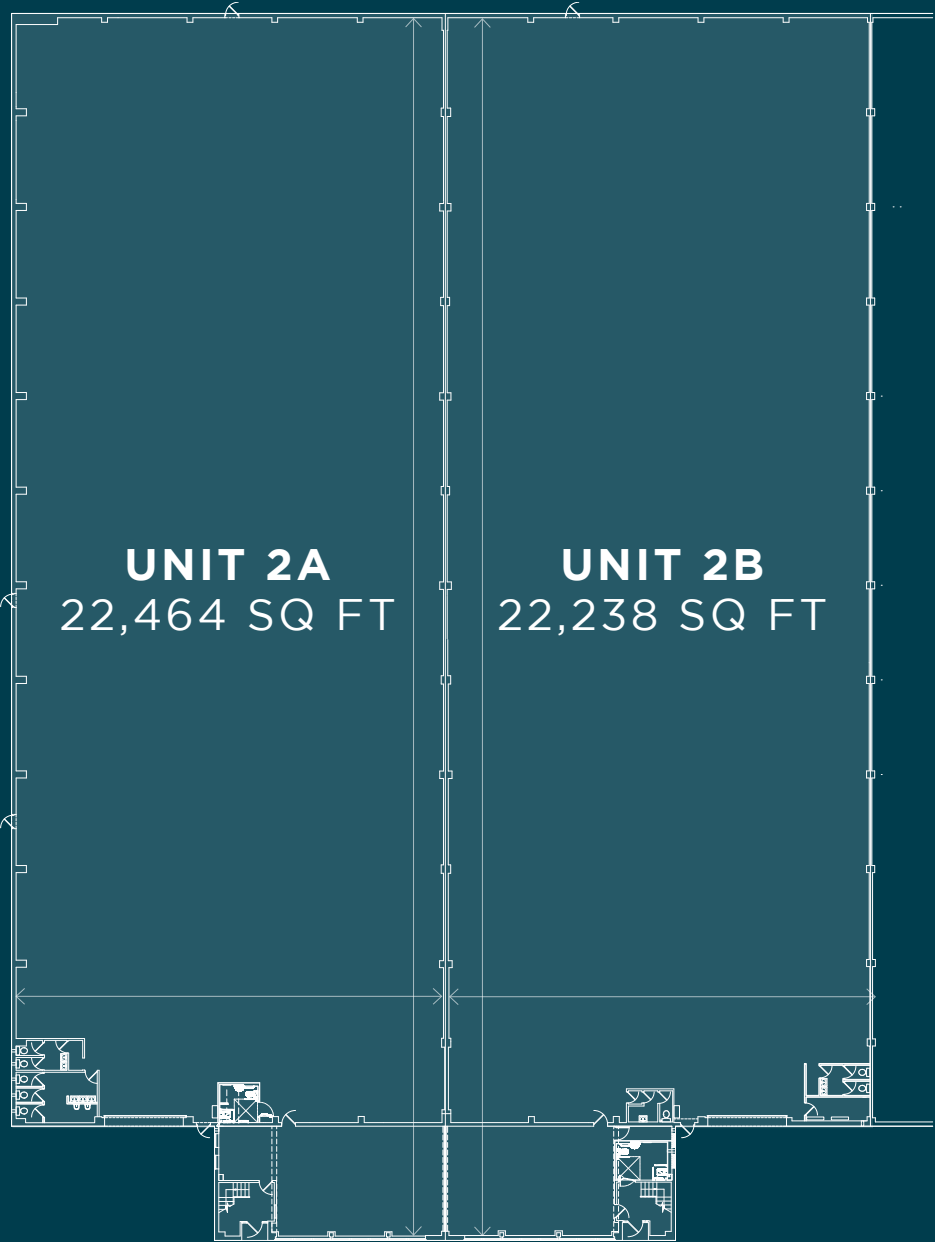


SPECIFICATION

-  5.75m minimum eaves height
-  6.5m maximum eaves height
-  Ample parking including dedicated EV spaces
-  2 storey offices
-  Up and over sectional loading door
-  New VRV heating and cooling to offices
-  LED lighting throughout
-  200A 3 phase electric power
-  New w/c and accessible facilities
-  Shower facilities
-  New roofs to both units
-  EPC A

**TO LET
UNITS 2A & 2B**

**INDUSTRIAL / WAREHOUSE
UNITS WITH THE FLEXIBILITY
TO COMBINE TO SUIT
22,238 - 44,702 SQ FT**




**LEVEL
ACCESS LOADING
DOORS**


**6.5M
EAVES HEIGHT**

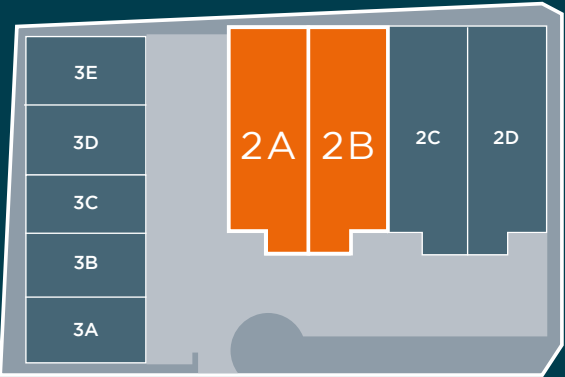

**200A
3 PHASE ELECTRIC
POWER**


**EV
CHARGING
POINTS**

**Schedule of Accommodation
(approx GIA)**













UNIT 2A	sq ft	sq m
Warehouse	20,343	1,890
2 Storey Office	2,121	197
Total	22,464	2,087
UNIT 2B	sq ft	sq m
Warehouse	20,117	1,869
2 Storey Office	2,121	197
Total	22,238	2,066

Gatwick Gate Industrial Park



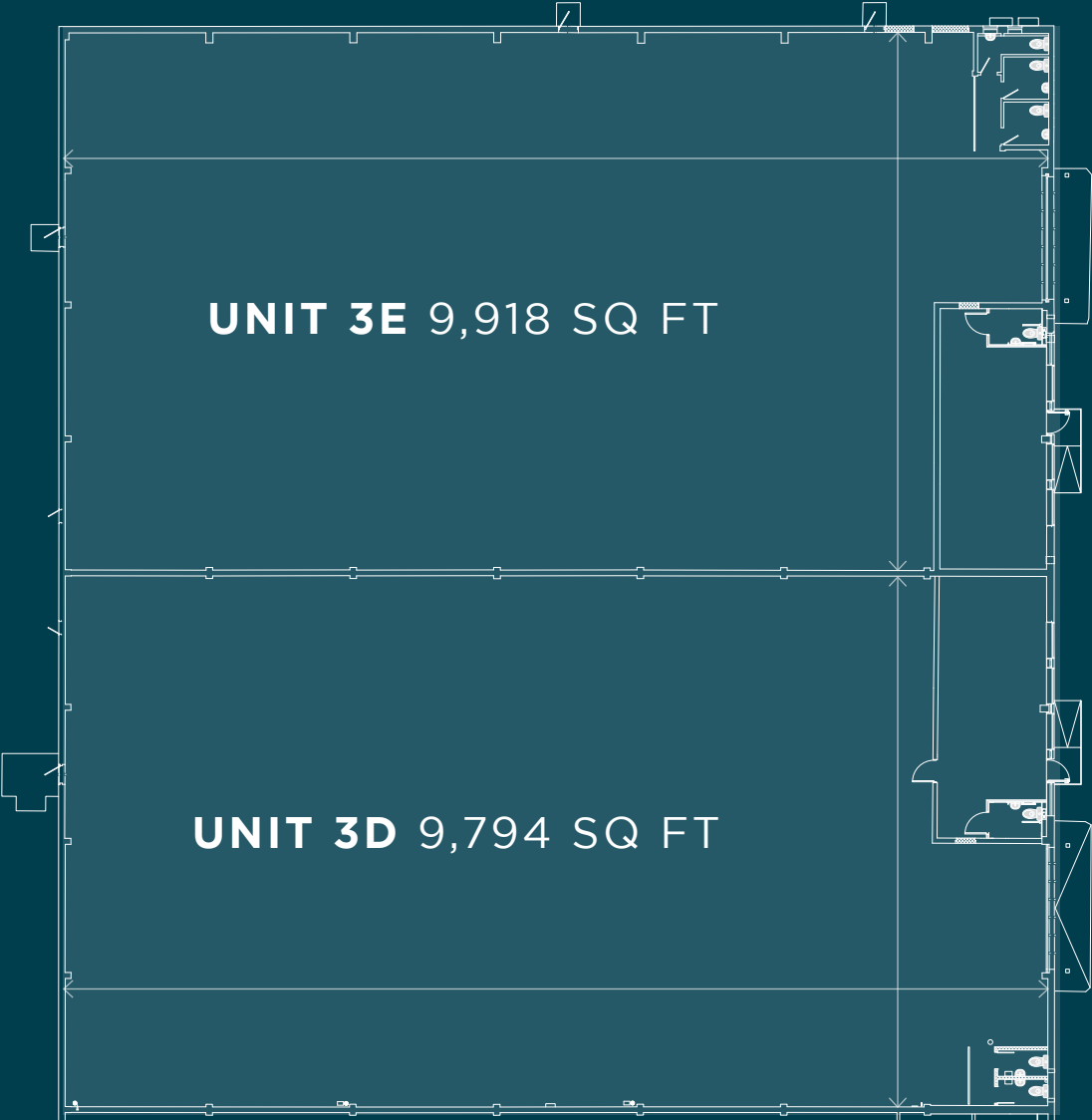


SPECIFICATION

-  5.75m minimum eaves height
-  6.5m maximum eaves height
-  Ample parking including dedicated EV spaces
-  Ground floor office/ancillary area
-  Up and over sectional loading door
-  New VRV heating and cooling to office
-  LED lighting throughout
-  3 phase electric power
-  New w/c and accessible facilities
-  New roofs to both units
-  EPC B
-  Option to create self-contained yard

TO LET
UNITS 3D & 3E

INDUSTRIAL / WAREHOUSE
UNITS WITH THE FLEXIBILITY
TO COMBINE TO SUIT
9,794 - 19,712 SQ FT




LEVEL
ACCESS LOADING
DOORS


6.5M
EAVES HEIGHT

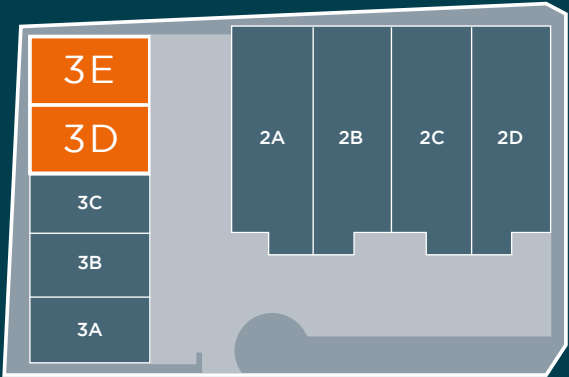

3
PHASE ELECTRIC
POWER


EV
CHARGING
POINTS

Schedule of Accommodation
(approx GIA)

UNIT 3E	sq ft	sq m
Warehouse	9,380	871
Office/ancillary	538	50
Total	9,918	921
UNIT 3D	sq ft	sq m
Warehouse	9,258	860
Office/ancillary	536	50
Total	9,794	910

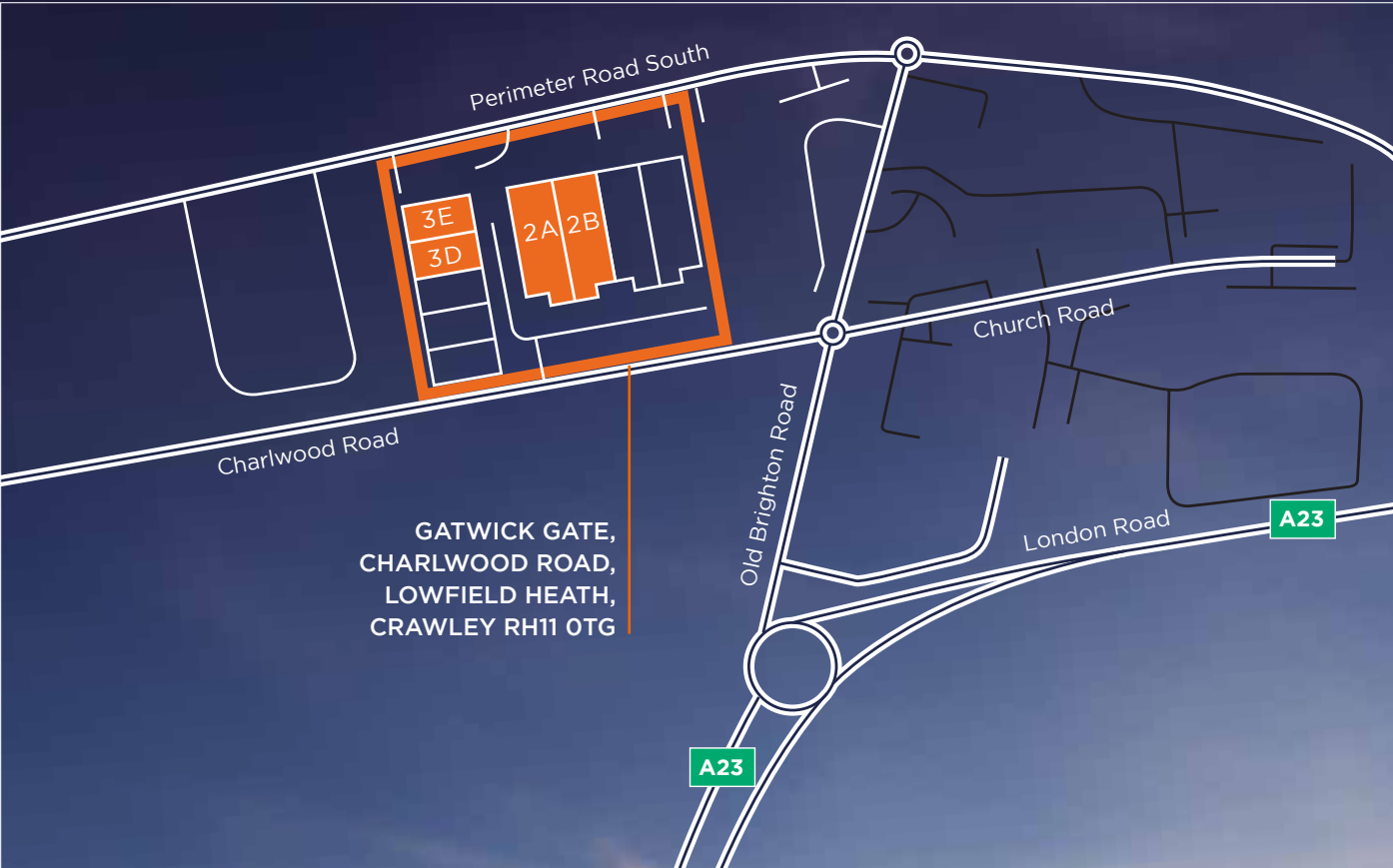
Gatwick Gate Industrial Park





Gatwick Gate is situated in a prime location with superb access to the A23, national motorway network and Gatwick Airport.

LOCATION	Distance (miles)	Time (minutes)
Manor Royal	0.5	5
Junction 10 M23	3.4	8
Junction 9 M23	4.5	9
Junction 7 M23/25 interchange	15.3	15
Crawley Railway Station	2.8	10
Eurotunnel Terminal Folkestone	73.2	85
Three Bridges Railway Station	3.3	8
Gatwick Airport	3.6	7
Heathrow Airport	42.2	61



GATWICK GATE BENEFITS FROM A LARGE, SKILLED LABOUR FORCE ON ITS DOORSTEP.

Working Age Population **77,800**



Qualified to RQF3 and Above **48,200**



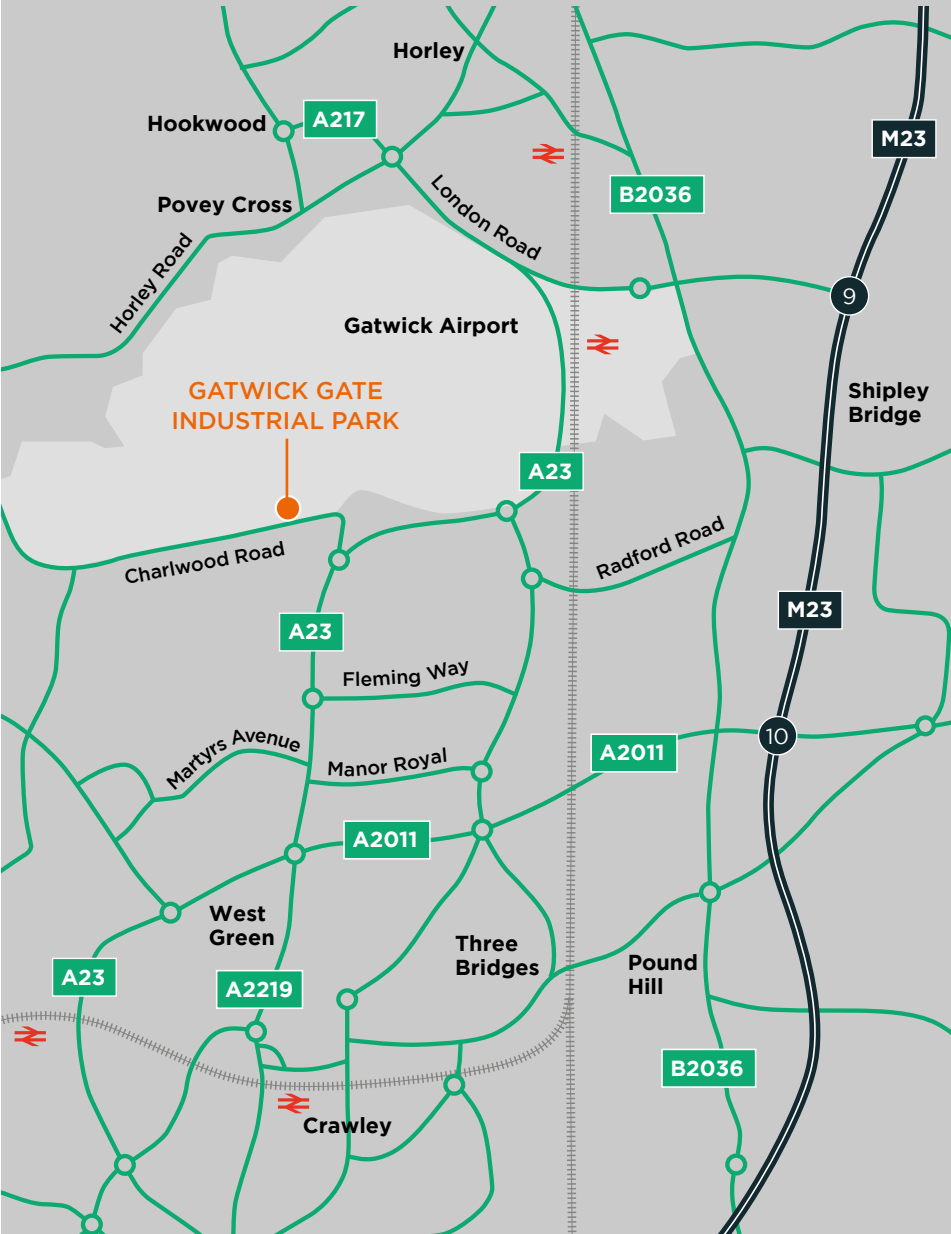
Labour Costs

Average weekly salary compared to the South East

Gatwick Gate **£654.40**

South East **£723.50**

*Source: Nomisweb Crawley



PRIME LOCATION
WITH EXCELLENT
ROAD CONNECTIONS



TERMS

The units are available to let on a full repairing and insuring lease for a term to be agreed. Rent on application.

For further information contact
the letting agents:



Robert Bradley-Smith
robert.bradley-smith@ryan.com
07469 854799

Michael Deacon-Jackson
mdj@ftdjohns.co.uk
07939 136 295

gatwickgate.com

Conditions under which particulars are issued: FTD Johns and Altus Group for themselves and for the vendors or lessors of this property whose agents they are give notice that: (i) the particulars are set out as a general outline only for the guidance of intended purchasers or lessees, and do not constitute, nor constitute part of, an offer or contract; (ii) all descriptions, dimensions, reference to condition and necessary permissions for use and occupation, and other details are given without responsibility and any intending purchasers or tenants should not rely on them as statements or representations of fact but must satisfy themselves by inspection or otherwise as to the correctness of each of them; (iii) no person in the employment of FTD Johns or Altus Group has any authority to make or give any representation or warranty whatever in relation to this property. J017908 05.25 tasseldesign.co.uk