

# PLOT 9 ANDOVER BUSINESS PARK



21,280, 33,045 & 39,340 SQ FT



A303 | SP11 8BF



TO LET / FOR SALE



# YOUR NEXT MOVE



Andover Business Park provides cost-effective logistics space to serve the south east and west of the UK.

Home to businesses including the Co-operative Group, Westcoast, Stannah and Rich Products, benefit from direct access to the A303 and fast links to the A34, M3 and wider national motorway network.



Completed infrastructure



Detailed planning consent for speed of delivery



400 kVA secured (ability to apply for more)



Available to let / for sale on a freehold basis

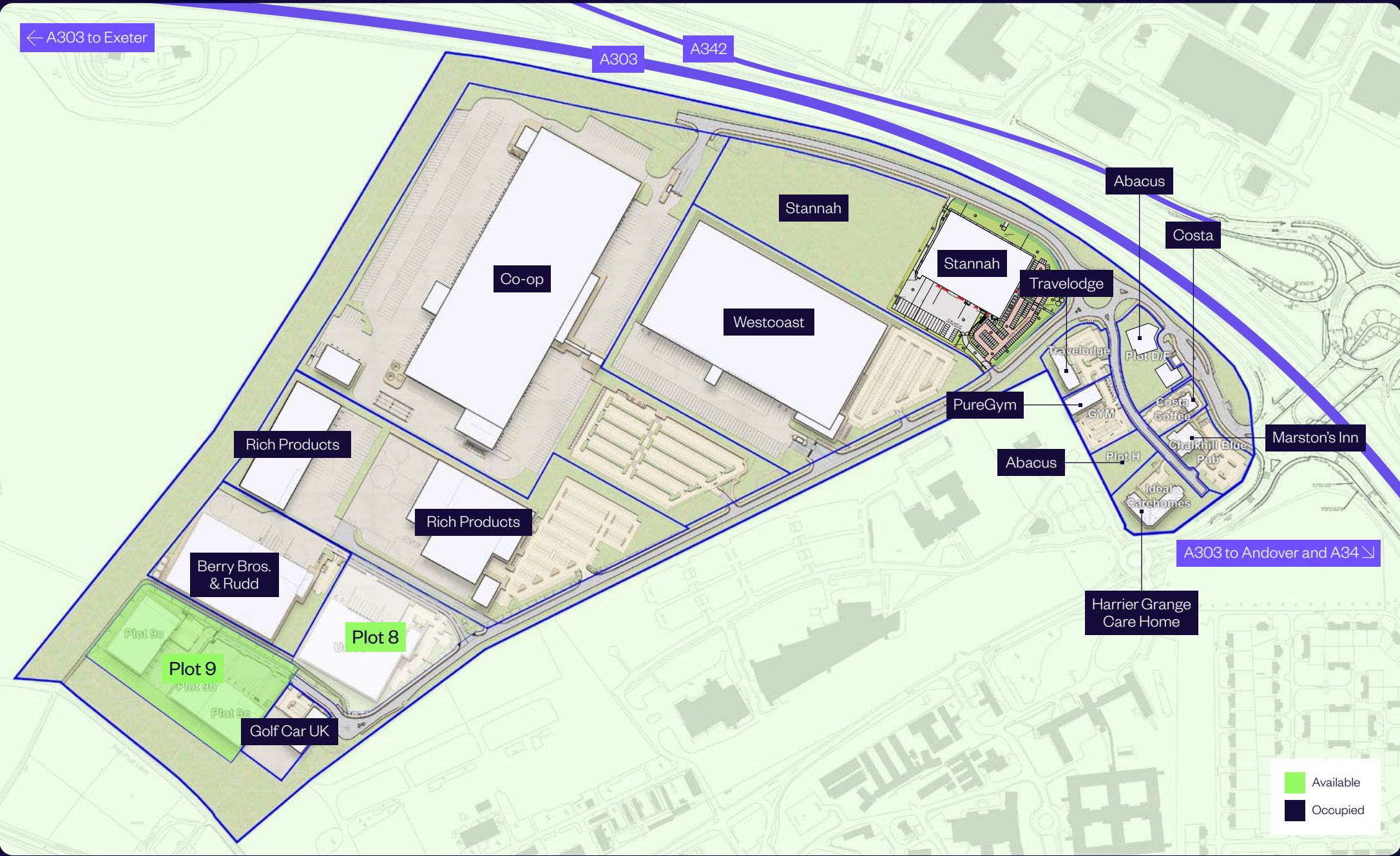


Pub / hotel / coffee shop and gym on site



# MASTERPLAN

Two final plots remain, ready for immediate development.





# SPECIFICATION

Suitable for B1c, B2 and B8 use, Plot 9 can accommodate three units of 21,280 sq ft, 33,045 sq ft and 39,340 sq ft delivered to the following specifications:

## UNIT 9A

	sq ft	sq m
Warehouse	26,393	2,452
Ground floor core	775	72
Undercroft	1,227	114
First floor offices	3,832	356
Plant deck	818	76
<b>TOTAL</b>	<b>33,045</b>	<b>3,070</b>



10m clear internal height



38m yard depth



4 level access doors



37 car parking spaces (including 2 accessible), with the potential for a further 27 spaces to meet customers' bespoke requirements

## UNIT 9B

	sq ft	sq m
Warehouse	17,201	1,598
Ground floor cores	753	70
First floor mezzanine office	2,928	272
Plant deck	398	37
<b>TOTAL</b>	<b>21,280</b>	<b>1,977</b>



10m clear internal height



32m yard depth



3 level access doors



19 car parking spaces (including 1 accessible), with the potential for a further 24 spaces to meet customers' bespoke requirements

## UNIT 9C

	sq ft	sq m
Warehouse	31,205	2,899
First floor mezzanine office	3,790	352
Ground floor cores and undercroft	3,980	370
Plant deck	365	34
<b>TOTAL</b>	<b>39,340</b>	<b>3,655</b>



10m clear internal height



35m yard depth



3 level access doors



2 dock loading doors



40 car parking spaces (including 2 accessible), with the potential for a further 34 spaces to meet customers' bespoke requirements





- Warehouse space
- Office space

Zone 5b

Infrastructure road  
0.08 ha / 0.21 ac

Unit 6

Unit 9C  
39,340 sq ft

Unit 9B  
21,280 sq ft

Unit 9A  
33,045 sq ft



# A GREAT PLACE TO DO BUSINESS



## POPULATION

50,887

Current  
Andover population

60,000

Projected Andover  
population (2032)

Source: ONS and Test Valley Borough Council



## COMPETITIVE WORKFORCE GROSS WEEKLY EARNINGS

£750.60

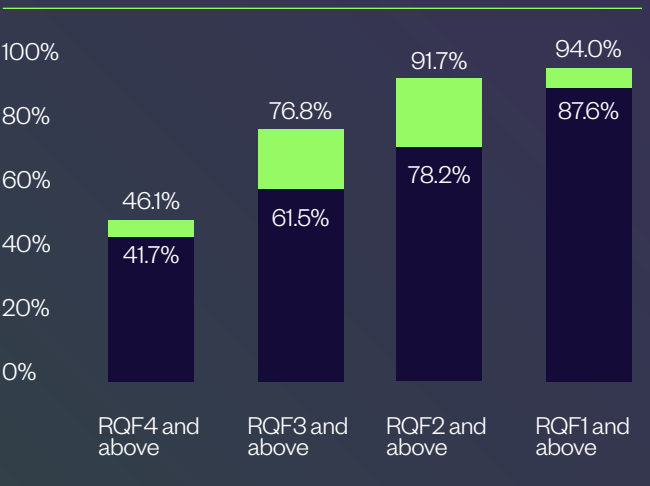
Andover /  
Test Valley

£779.20

South East



## WORKFORCE SKILLS



## TEST VALLEY MARKET

131,158

Population

65,000

Economically active







# AMENITIES AND SERVICES

The well-established business park benefits from excellent on-site amenities including a gym, hotel and food and beverage outlets.



COSTA CAFE



MARSTON'S INN



TRAVELODGE



PUREGYM

## PARK MANAGEMENT

A dedicated Park Management office provides on-site security, while the Park's active Travel Plan offers customers greater travel choice and improved access to sustainable transport options.





# BE IN GOOD COMPANY



GOLF CAR UK

BERRY BROS. & RUDD

RICH PRODUCTS

WESTCOAST

CO-OP

STANNAH

A303

STANNAH

PUREGYM

TRAVELODGE

PIONEER ROAD

ABACUS



# LOCATION

With direct access to the A303, linking London and the West Country and less than nine miles from the A34, Andover Business Park is perfectly located for logistics and distribution use.



## ROAD

A303	0.5 miles
A34	9 miles
M3 (J8)	16 miles
M4 (J13)	29 miles
M25 (J12)	47 miles
Oxford	53 miles
Bristol	68 miles
Central London	72 miles



## AIRPORTS AND PORTS

Southampton Airport	30 miles
Portsmouth International Port	48 miles
London Heathrow Airport	58 miles
London Gatwick Airport	81 miles

Source: maps.google.co.uk

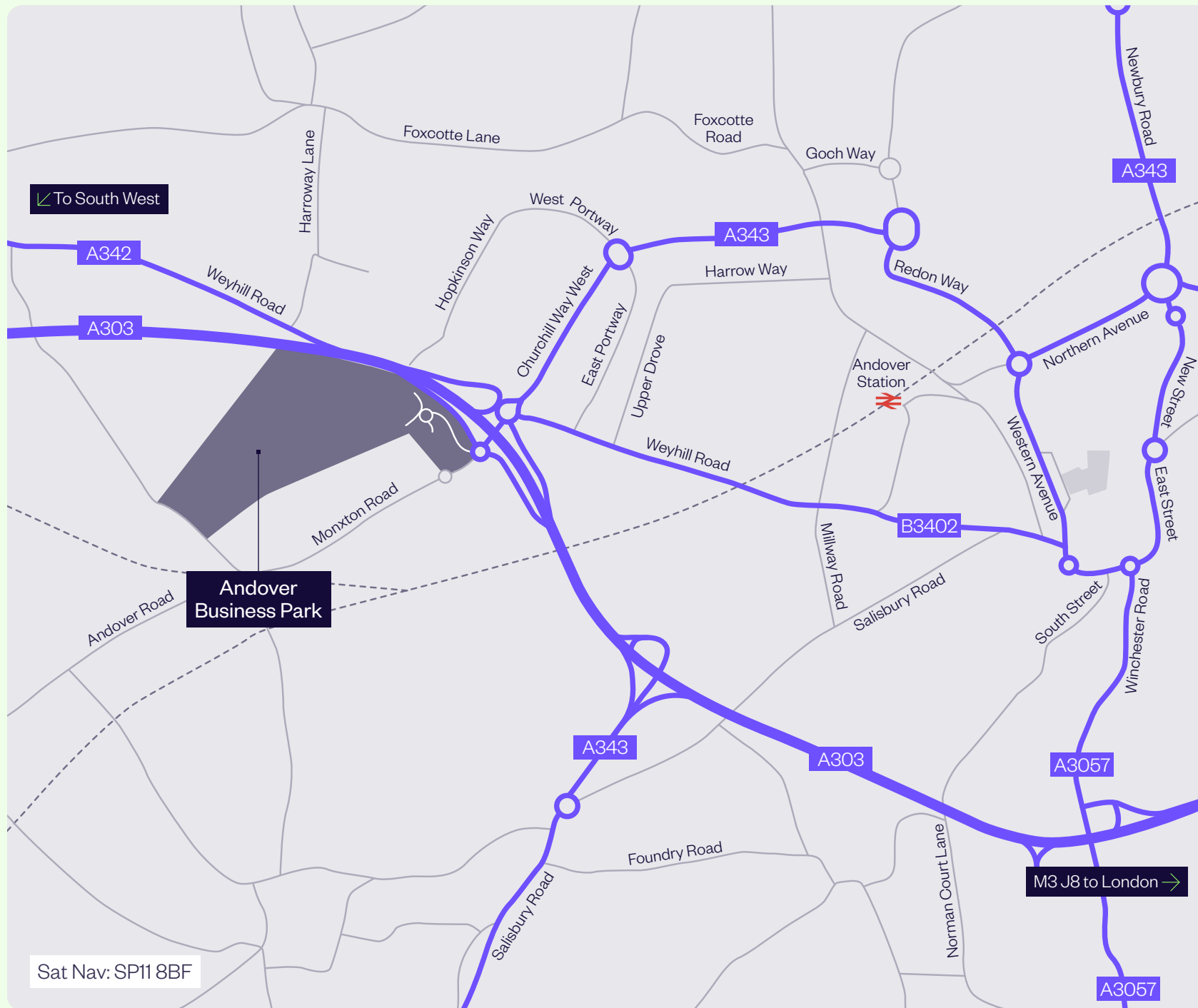




# ACCESS

Andover town centre is accessible within a five-minute drive, with pedestrian and cycle routes also linking the business park to the town.

Andover railway station is less than 1.5 miles from the park and provides a direct fast rail link to central London, with a journey time of just over an hour.





# CONTACT US



Chris Beamer  
Associate Director, Development  
[chris.beamer@goodman.com](mailto:chris.beamer@goodman.com)  
07500 779249



Melinda Cross  
[melinda.cross@jll.com](mailto:melinda.cross@jll.com)  
07748 267748

Oliver Hockley  
[oliver.hockley@jll.com](mailto:oliver.hockley@jll.com)  
07704 687459



Shaun Rogerson  
[shaun.rogerson@knightfrank.com](mailto:shaun.rogerson@knightfrank.com)  
07970 304392



Hugh Walton  
[hugh.walton@savills.com](mailto:hugh.walton@savills.com)  
07807 999777

Simon Woodruff  
[simon.woodruff@savills.com](mailto:simon.woodruff@savills.com)  
07873 623292

0121 506 8100 | [andoverbp.com](http://andoverbp.com)

This document has been prepared by Goodman Logistics Developments (UK) Limited (registered in England with company number 3921188) ("Goodman") for general information purposes only. Whilst every care has been taken in relation to its accuracy, no warranty of accuracy is given or implied. Images used in this document have been included for the purposes of enabling you to visualise the development concepts. Further, you should obtain your own independent advice before making any decisions about any of the properties referred to in this document. These particulars are believed to be correct at publication date (November 2025), but their accuracy is in no way guaranteed neither do they form part of any contract. All areas, distances and travel times are approximate.

