

Proposed GA Plan Level 01  
1 : 100

**'As Existing' Information**

- These drawings are based on measured survey information prepared by Survey Systems Ltd, ref. 20685, June 2021 - The 'Survey Drawings', prepared on behalf of the Employer.
- The Survey Drawings are available in pdf and dwg format and contain additional information not shown on this drawing. They should be read in conjunction with this drawing.
- Levels shown are based on the levels shown on the Survey Drawings which are based on OSGB15. Note that levels values may vary from those shown on 'As Built' information held in the O+M Manual.
- The names of some spaces have been added by Enjoy Design, taken from various sources and site visits. Some spatial uses may have changed since these sources were prepared. Spaces noted as 'riser' should be checked before assuming they are a true void running full height of the building.

**Level 01 drawings**


- 20-003 - Existing GA
- 20-103 - Demolition Plan
- 20-203 - Proposed GA
- 22-203 - Proposed Partition Types
- 32-004 - Internal Openings (Doors and Screens)
- 33-003 - Proposed Sub-Floor Schematic
- 35-003 - Reflected Ceiling Plan as Existing
- 35-103 - Reflected Ceiling Plan Demolitions
- 35-203 - Reflected Ceiling Plan as Proposed
- 40-003 - Proposed Finishes
- 68-003 - Architects' Fire Schematic


**Key**


**EAC** Proposed/ Existing electronic access control c/w green break glass, where required.

**PH** Proposed panic hardware, applied to office side.

**D.001** Door reference tag: **(32) Series**.

 Proposed element - partition/ glazing/ etc.

 Proposed replacement fire door.

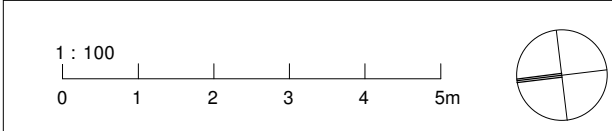
 Existing internal door to be re-decorated.

FOR THE AVOIDANCE OF DOUBT, FIRST FLOOR ARCHITECTURAL WORKS ARE CONFINED TO:

- FORMING THE PROPOSED NORTH & SOUTH OFFICE SUITES;
- FORMATION OF PROPOSED LIFT LOBBY;
- WORKS TO EXISTING AND PROPOSED DOORSETS

**FINAL CONSTRUCTION ISSUE**

This drawing represents the last revision issued for construction under the building contract dated 27<sup>th</sup> September 2024. The drawing has not been verified by site survey and allowable construction tolerances may have resulted in differences between this drawing and the finished building.



Contractor must verify all dimensions on site before commencing any work or shop drawings. If this drawing exceeds the quantities taken in any way the Architects are to be informed before the work is initiated. Only figured dimensions to be taken from this drawing. Do not scale off this drawing. Drawings based on Ordnance Survey and / or existing record drawings - design and drawing content subject to Site Survey, Structural Survey, Site Investigations, Planning and Statutory Requirements and Approvals. Authorised reproduction from Ordnance Survey Map with permission of the Controller of Her Majesty's Stationary Office. Crown Copyright reserved. Enjoy Design Ltd.

11	Final Construction Issue	JNS	31Oct24	GM
10	Replacement smoke shaft doors omitted from proposed GAs.	JNR	31May24	JNS
9	Construction Issue	JNS	25Apr24	JNR
8	D.1.40 (existing location) added for clarification.	JNR	02Apr24	JNS
7	Ground floor Northern office suite strip out works added in to scope and first floor office pods now removed.	MH	20Oct23	JNS
6	Notes updated; issued for tender	JNS	24Aug23	GM
5	Issued for tender	MH	17Aug23	JNS
Rev.	Des.	By	Date	Ch.

Suitability	<b>Enjoy Design Ltd</b> The Old Brewery High Court Leeds LS2 7ES Tel: 0113 242 3622
Author:	@EnjoyDesignLtd
Designer:	@enjoy_design_
Checker:	enjoy design ltd
FINAL CONSTRUCTION Status:	

Client:	Canada Life Ltd	Job No:	21,024
Project:	No.2 Leeds City Office Park		
Title: Proposed GA Plan Level 01			
Date:	Oct 21	Scale:	1 : 100 @ A1
Drawing No:	- ENJ -	Drawn:	MP
		Check:	JNS
		Rev:	11
- A - 20-203			

20-203

