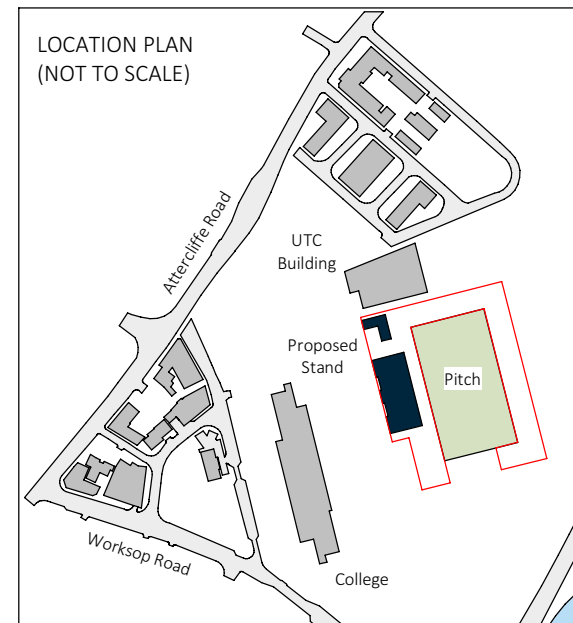
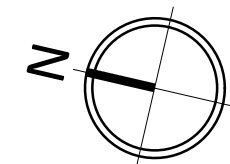


**FINAL CONSTRUCTION ISSUE**  
To the best of our knowledge the information on this drawing is a true representation of the Architectural final construction information. It incorporates changes that have been notified to the architect. It does not capture changes where the architect has not been advised or instructed.

© Whittam Cox Architects - Disclaimer  
This drawing is copyright of WCEC Group Ltd trading as Whittam Cox Architects, and shall not be reproduced nor used for any other purpose without the written permission of the Architects. This drawing must be read in conjunction with all other related drawings and documentation. It is the contractors responsibility to ensure full compliance with the Building Regulations. Do not scale from this drawing, use figured dimensions on site. Any discrepancies to be reported immediately.  
Materials not in conformity with relevant British or European Standards/Codes of practice or materials known to be deleterious to health & safety must not be used or specified on this project.



#### NOTES

All details are indicative only and subject to further co-ordination with specialist sub-contractors.

Further co-ordination and input is required between all details, mechanical and electrical engineers proposals and the structural engineers proposals.

The proposed floor levels have been amended to align with brick dimensions. Amendments will be required to the structural engineers/mechanical and electrical engineers designs.

The indicated structural grid is currently in abeyance and requires co-ordination with structural engineers.

The access and maintenance strategy for the rooftop gutter is still in abeyance.

The requirement and number of downpipe outlets is in abeyance and to be confirmed by specialist.

Louvre positions on main elevations in abeyance and to be confirmed by M&E engineers.

**# CDM Risks**

1. Risk of collision – Reduced head height to Louvered access doors into void.
2. Roof Gutter Maintenance – Roof is not designed for maintenance access so no protection / parapet. Access is to be strictly from Ground via a MEWP with gutter being pole cleaned.
3. Roof construction – Sequencing of construction of roof canopy beams and associated temporary works, to be considered in line with ARUPs CDM risk comments.
4. Curtain wall / Glazing – Sequencing and method of glazing installation to be considered to pitch side Elevation due to location being above and to the back of the grandstand seating area.
5. Roof Fascia Floodlights – Maintenance and access to floodlights installed on canopy. Access to be from ground via a MEWP.
6. Confined Site – Site Traffic to be carefully managed due to close proximity to school and adjacent OLP buildings

CDI	Final Construction Issue	WCA
C03	19/10/21 Overall updates to walls following issue of wall type drawings. Larger changes noted on the drawing.	AP PG
C02	09/09/21 GA update. Cupboard next to LV switchroom removed, see cloud for location.	LH PG
No	Date	Description By Cld

CLIENT  
GMI Construction Group PLC

PROJECT  
Sheffield Olympic Legacy Park

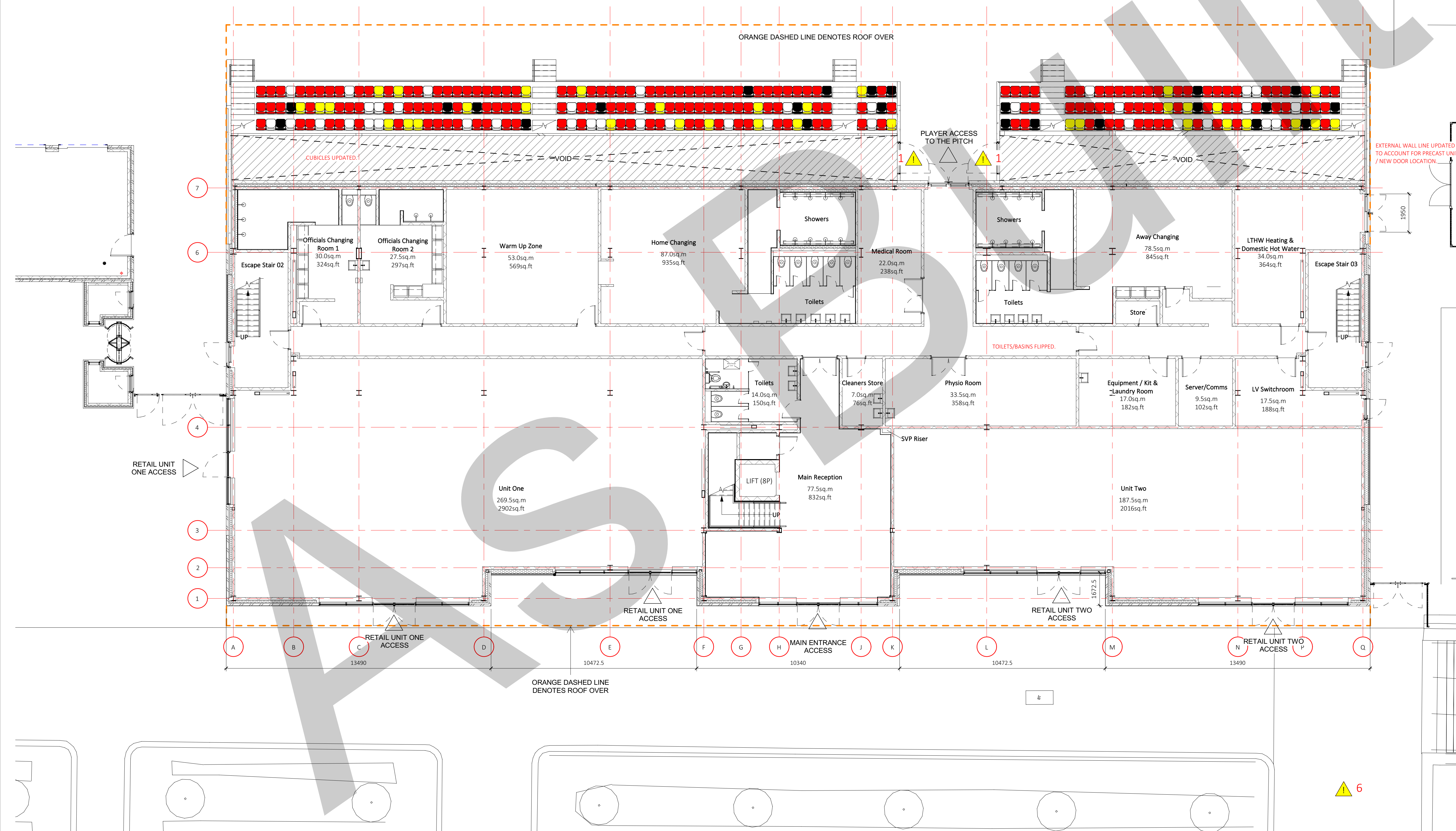
TITLE  
Proposed GA Ground Floor Plan

DRAWING STATUS  
FINAL CONSTRUCTION ISSUE

DRAWN AP CHECKED PG  
SCALE As indicated @ A1  
DATE 19/03/2021

Whittam Cox ARCHITECTS  
Chesterfield / 01246 260 261  
London / 02033 880 019  
Leeds / 0113 468 2450  
whittamcox.com

Project Originator Volume Level Type Role Number Revision  
D461 - WCA - B1- 00 - DR - A - 20100 - C04



Proposed Ground Floor Plan  
Scale 1:100

0m 2m 4m 6m 8m 10m  
1:100