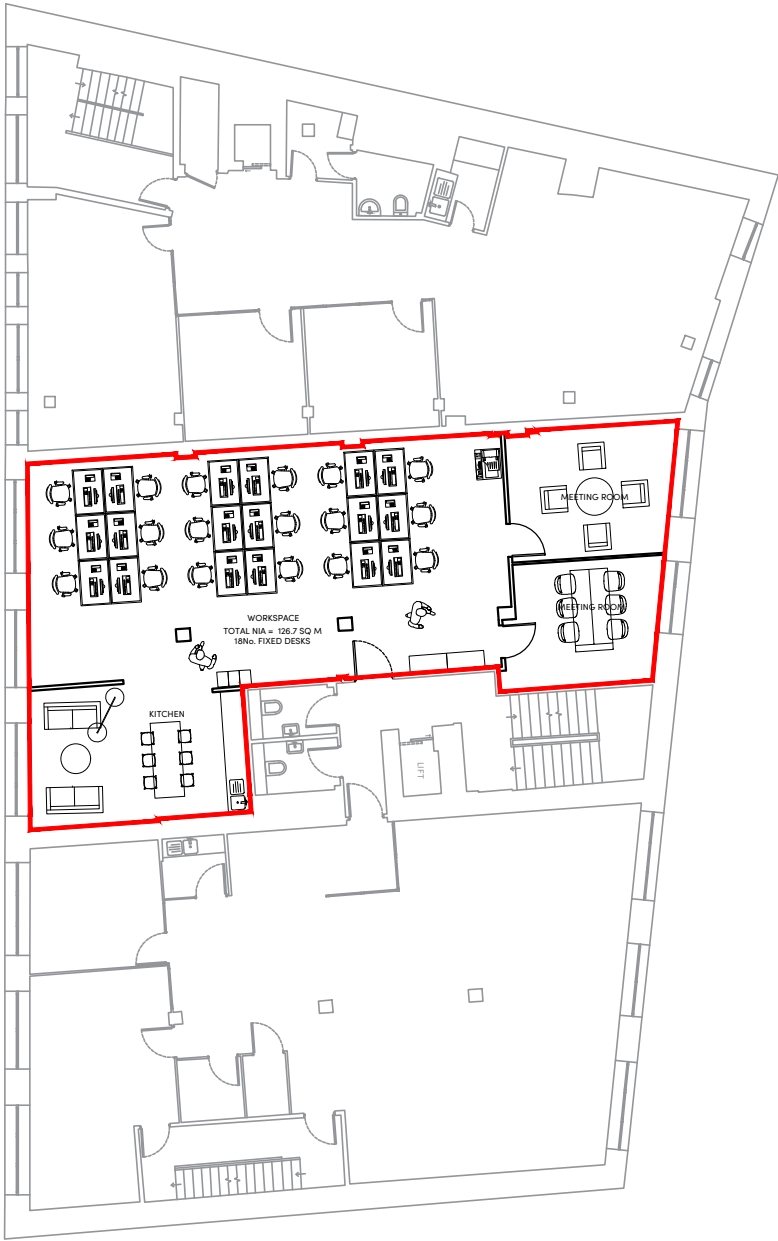



INDICATIVE ONLY



Westgate House, Womanby Street
Second Floor
Scale 1:200



NOTES

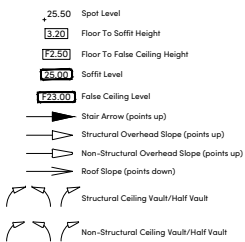
- 1) ALL DIMENSIONS TO BE CHECKED ON SITE AND NOT SCALED FROM THIS DRAWING.
- 2) HOLLS SHALL BE INFORMED IN WRITING OF ANY DISCREPANCIES.
- 3) ALL DIMENSIONS ARE IN METRES ONLY.
- 4) THE ORIGIN AND ORIENTATION OF THE SURVEY GRID RELATE TO AN ARBITRARY GRID.
- 5) ALL LEVELS ARE BASED ON AN ARBITRARY DATUM.
- 6) DRAWING SUPPLIED BY CLIENT, DRAWN BY 'STAK', DATED '22.3.22'.

KEY

A	Alarm	HB	Hand Basin
A/C	Air Conditioner	HB	Handrail
AH	Arch Height	IC	Inspection Cover
AL	Arch Level	IBF	Iron Rolling Fence
ASH	Arch Spring Height	JB	Junction Box
ASL	Arch Spring Level	L	Light
ATM	Automated Teller Machine	LB	Liter Bin
B	Balloon	Max	Maximum
BGP	Break Glass Point	Min	Minimum
BH	Floor To Beam Height	OVH	Overhead
Br	Brick	OSF	Open Boarded Fence
BSW	Brick Retaining Wall	OSBM	Obstruction Survey Bench Mark
BSL	Beam Soffit Level	P	Post
BW	Brick Wall	PL	Plasterwork Light
BWF	Barbed Wire Fence	PPF	Post and Rail Fence
CBF	Close Boarded Fence	PS	Plating Stones
CCTV	Closed Circuit Television	PPF	Post and Wire Fence
CH	Chill To Head Height	Rad	Radiator
Chy	Chimney	RDH	Recessed Door Hat
ClF	Corrugated Iron Fence	R	River
CL	Cover Level	RSD	Roller Shutter Door
CLF	Chain Link Fence	RJG	Roller Steel Joint
Col	Column	RMP	Road Motor Pipe
Con	Concrete	SB	Sign Board
CWF	Cable on Wall	SBM	Site Bench Mark
CW	Cupboard	SC	Stop Cock
CPS	Concrete Paving Slabs	SF	Security Fence
DH	Door Height	SH	Spring Height
DP	Door Pipe	SH	Skylight
DVC	Discharge Channel	SO	Smoke Outlet
DH	Duct Height	SP	Sign Post
EB	Electrical Junction Box	SS	Security Sensor
EM	Electricity Meter	T	Telephone
EGG	Electrical Switchgear	TBM	Temporary Bench Mark
FA	Fire Alarm	Tall	Top Of Wall
FD	Flower Bed	Tgrd	Tyrod
FC	Floor To Ceiling Height	UFL	Unable To Lift
FE	Fire Extinguisher	V	Vent
FHB	Fire Hose Reel	VCP	Vehicle Charging Point
FL	Floor Level	VP	Vent Pipe
FR	Floodlight	W	Window
G	Gully	WCL	Window Cill Level
GC	Gas Cock	WM	Window Head Level
GA	Gas Meter	WM	Window Head
GV	Gas Valve	WM	Window Head
h	Height		

Area Of Works

FLOOR PLAN SYMBOLS



REVISIONS

REV.	DATE	AMENDMENTS	INITIAL
C02	21.04.22	Drawing updated.	NH
C01	11.04.22	Drawing updated.	NH

THIS DRAWING IS FOR THE FOLLOWING PURPOSE ONLY:
PRELIMINARY ☐ TENDER ☐ CONSTRUCTION ☐
SKETCH ☐ MEASURED SURVEY ☒ CONTRACT ☐

TITLE

PROPOSED SECOND FLOOR PLAN

CLIENT

Telereal Trillium
140 London Wall
London
EC2Y 5DN

PROJECT NAME

Westgate House
Womanby Street
Cardiff
CF10 1BR

HOLLIS

Suite 3
Castle Street 9-11
Cardiff
CF10 1BS

T +44 29 2010 5750
W hollisglobal.com



DATE	30.03.2022	DRAWN BY	NH
SCALE	1:200	CHECKED	RP
PROJECT	LINE	ORIGINATOR	VOLUME/ ZONE/RELDG
115153	104	HLS	00
FILE	DISCIPLINE/ TYPE	NUMBER	STATUS
M2	B	10290	A7
			C02