

TO LET UNIT D1

7,503 sq ft (697.04 sq m)

MODERN REFURBISHED WAREHOUSE / INDUSTRIAL PREMISES

Junction 27, M62, South Leeds **LS27 7JZ**



**GILDERSOME
SPUR LS27**



gildersomespur.co.uk

TO LET **UNIT D1** 7,503 SQ.FT



INTRODUCTION

GILDERSOME SPUR IS ONE THE LARGEST AND MOST SUCCESSFUL SINGLE OWNED INDUSTRIAL ESTATES IN YORKSHIRE

Gildersome Spur comprises just under 465,719 sq ft of industrial and warehouse accommodation, with units ranging in size from approximately 5,000 sq ft (465 sq m) to 46,000 sq ft (4,274 sq m) and on a site of circa 25 acres. Gildersome Spur is strategically located and benefits from superb access to Leeds City Centre, the M621, the M62 and the national motorway network.

The estate provides easy access to the local amenities which includes, Euro Garages (BP, Starbucks, Popeyes, Spar, Subway & Greggs), Showcase Cinema complex, Birstall Retail Park and Ikea.

Notable occupiers on the estate include Yodel, DHL, Clade, Apollo Healthcare Technologies, Arc Building Solutions, Alliance Disposables and Calderys.




DESCRIPTION

Unit D1 provides a modern detached warehouse / industrial unit, which is being fully refurbished and will provide the following specification:



Eaves height of 6.52 metres



Good sized external yard area



Loading via single electric ground level door



High quality ancillary offices / welfare provisions



On-site Security



New Warehouse Roof



New Translucent Roof Panels



New LED lighting



EV charge points



TO LET **UNIT D1** 7,503 SQ.FT

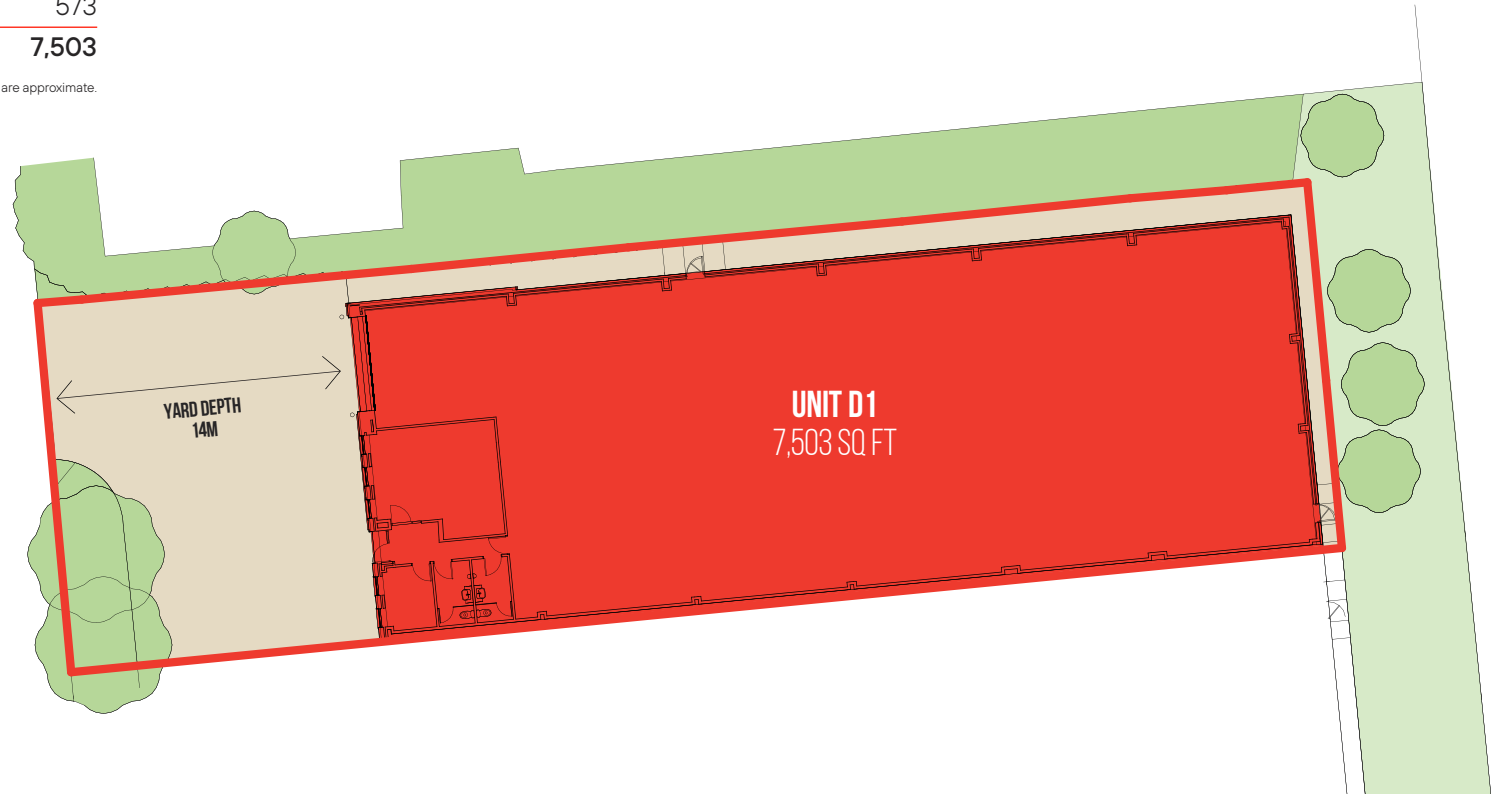
ACCOMMODATION

	<i>sq m</i>	<i>sq ft</i>
Warehouse	643.81	6,930
Ground Floor Office	53.23	573
Total	697.04	7,503

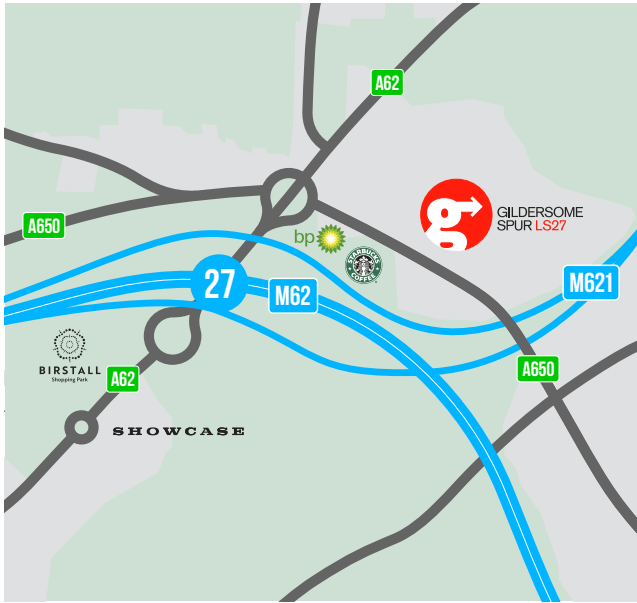
Measured on a gross internal basis. All measurements are approximate.

SERVICES

All mains services are connected to the unit including electricity (3 phase if required), gas, mains water and mains drainage.

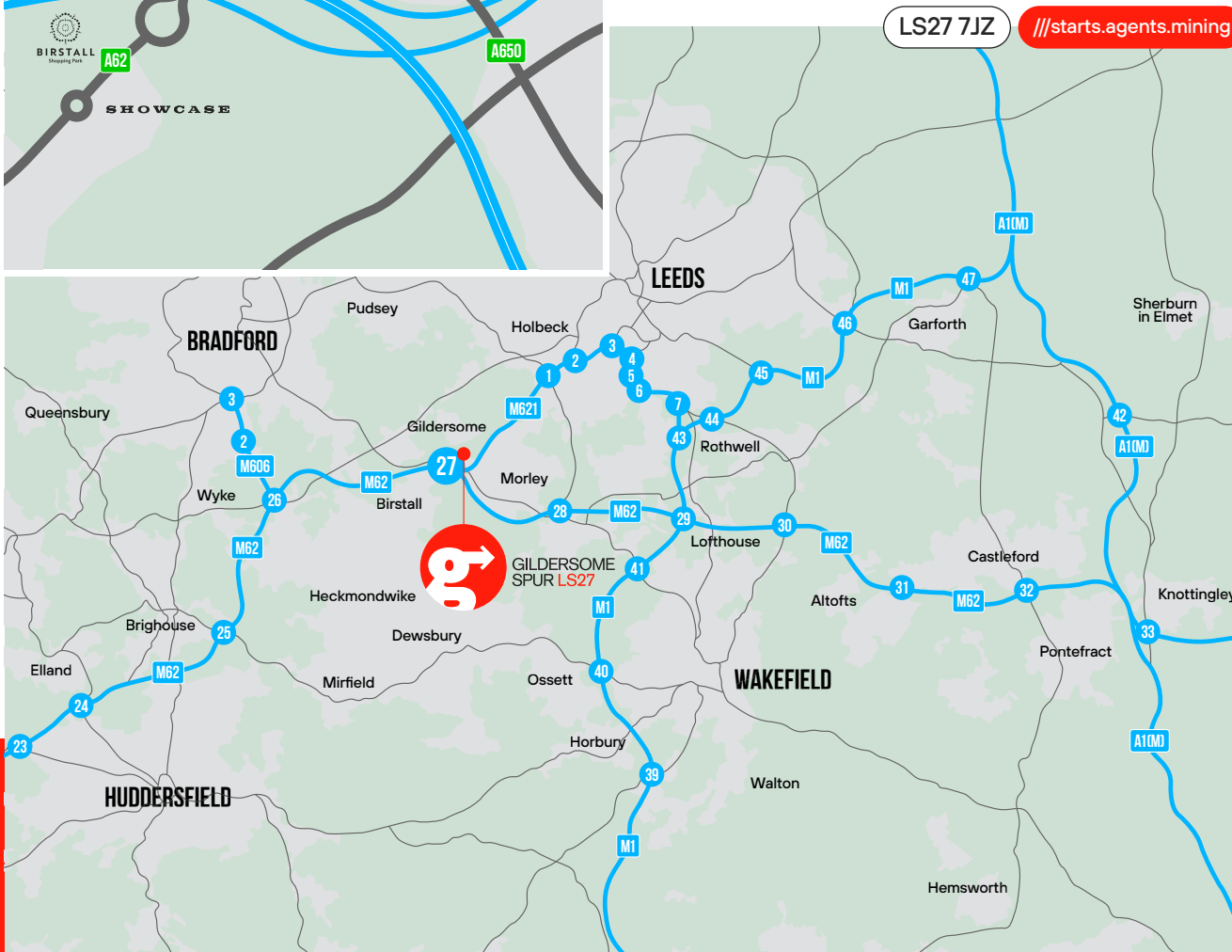


TO LET **UNIT D1** 7,503 SQ.FT



DRIVE TIMES

Leeds	6 miles	15 mins
Europort	13 miles	19 mins
Sheffield	36 miles	47 mins
Manchester	37 miles	58 mins
Port of Immingham	78 miles	1 hr 23 mins
Port of Tyne	108 miles	1 hr 50 mins



LOCATION

Unit D1 forms part of the Gildersome Spur Estate, which lies approximately 5 miles to the south of Leeds City Centre. This location offers excellent access to the motorway network and is only 400 yards from Junction 27 of the M62 / M621 Motorways and is within 5 miles of Junction 42 of the M1 Motorway.

TERMS

The property is available to let on a new full repairing and insuring lease. Rent on application.

RATEABLE VALUE

Description: Warehouse & premises Rateable Value: approx £xxxxxx although please make enquiries to Leeds City Council Rating Authority on 0113 388 4500.

JOSH HOLMES

joshholmes@cartertowler.co.uk

PAUL MACK

paul@gvproperty.co.uk

HAZEL COOPER

hazelcooper@cartertowler.co.uk

JONATHAN JACOB

jonathan@gvproperty.co.uk

CARTER TOWLER
0113 245 1447
www.cartertowler.co.uk

GV & Co™
gvproperty.co.uk
0113 245 6000

OrchardStreet
INVESTMENT MANAGEMENT LLP

gildersomespur.co.uk

MISREPRESENTATION ACT 1967 & THE PROPERTY MISDESCRIPTION ACT 1991

These particulars shall not form part of any offer or contract and no guarantee is given as to the condition of the property or the accuracy of its description. An intending purchaser or tenant is not to rely on any representation made in the particulars and must satisfy himself as to their accuracy by his own investigation before entering into any contract. No person in the employment of Carter Towler nor GV&Co has any authority to make or give any representation or warranty whatsoever in relation to this property. December 2025.