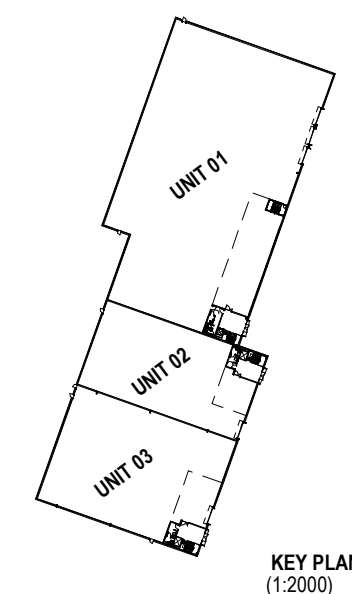
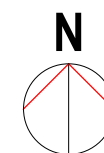


0m 4m 8m 12m 16m 20m

VISUAL SCALE 1:200 @ A1



Do not scale from this drawing

The contractor is to check all dimensions on site and report any discrepancies to the Architect.

All rights described in chapter IV of the copyright, designs and patents act 1988 have been generally asserted.

Notes

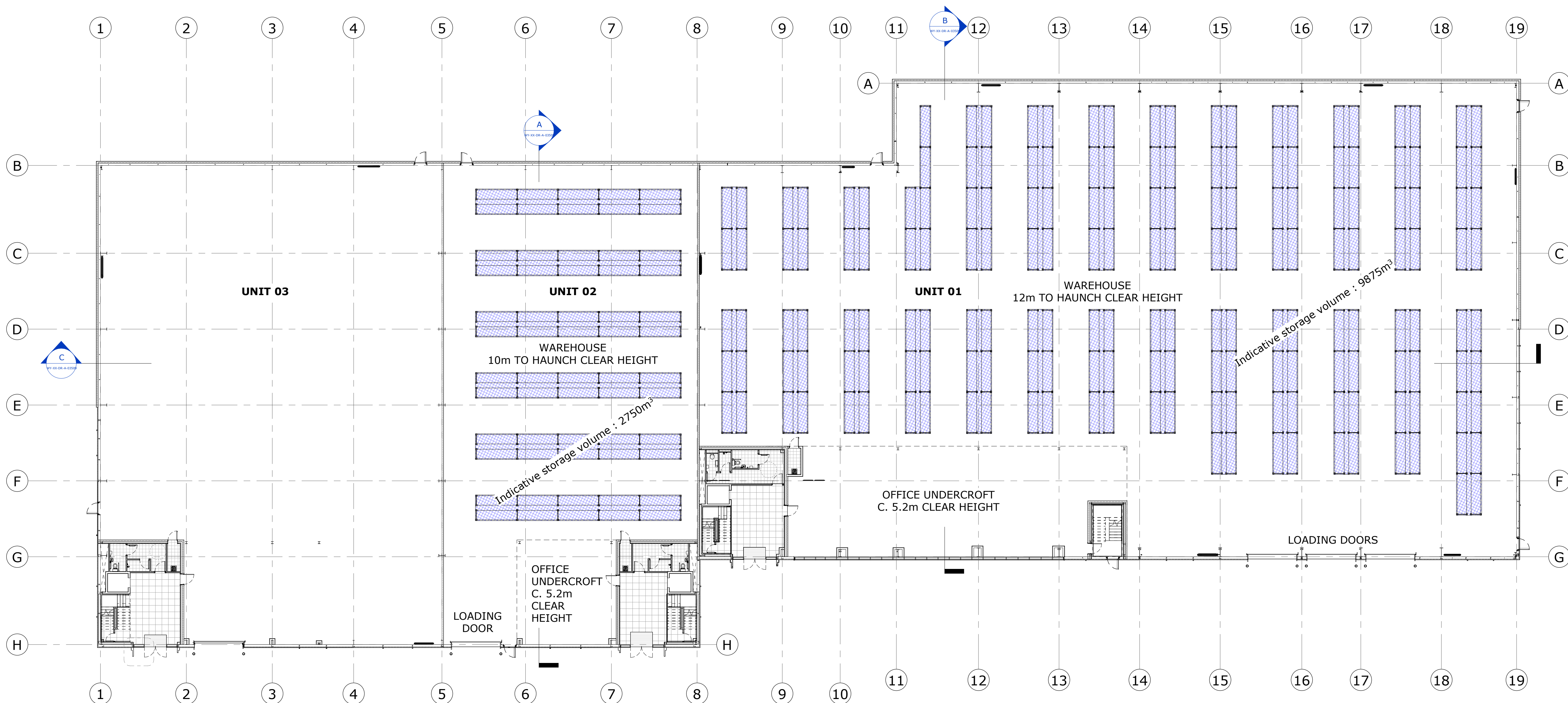
GENERAL NOTES

ALL PRIMARY/SECONDARY STEELWORK, FOUNDATION, FLOOR SLAB, EDGE BEAM, RWIPS, INCOMING SERVICES etc. SHOWN ON THIS DRAWING ARE INDICATIVE AND ARE SHOWN FOR COORDINATION PURPOSES ONLY.

REFER TO STRUCTURAL ENGINEER'S DRAWINGS FOR FURTHER DETAILS ON STEEL SIZES AND POSITIONS

PLEASE READ TENDER DOCUMENTS IN CONJUNCTION WITH MATERIAL SCHEDULE AND DEVELOPMENT/CONSTRUCTION SPECIFICATION

PLEASE ALSO REFER TO M&E ENGINEERS DETAILS AND SBEM CALCULATIONS



P1	Indicative Racking Layouts	Date 85	CC	ID
Rev	Description	Date	By	Chk

First Floor
3 Bleeding Heart Yard
London EC1N 8SJ
Telephone +44 (0)203 8746707
Website www.jeffersonsheard.com



Project
Tewin Road, Welwyn Garden City

Drawing
Units 01 and 02 Warehouse
Indicative Racking Layout

Scale 1 : 200	Drawn CC	Date NOV 21
Drawing Purpose FOR INFORMATION	Status S0	
Ref 1734-JSA-WY-XX-DR-A-02506	Rev. P1	