



AURORA PARK

Farnham

WATER LANE • FARNHAM • GU9 9NJ

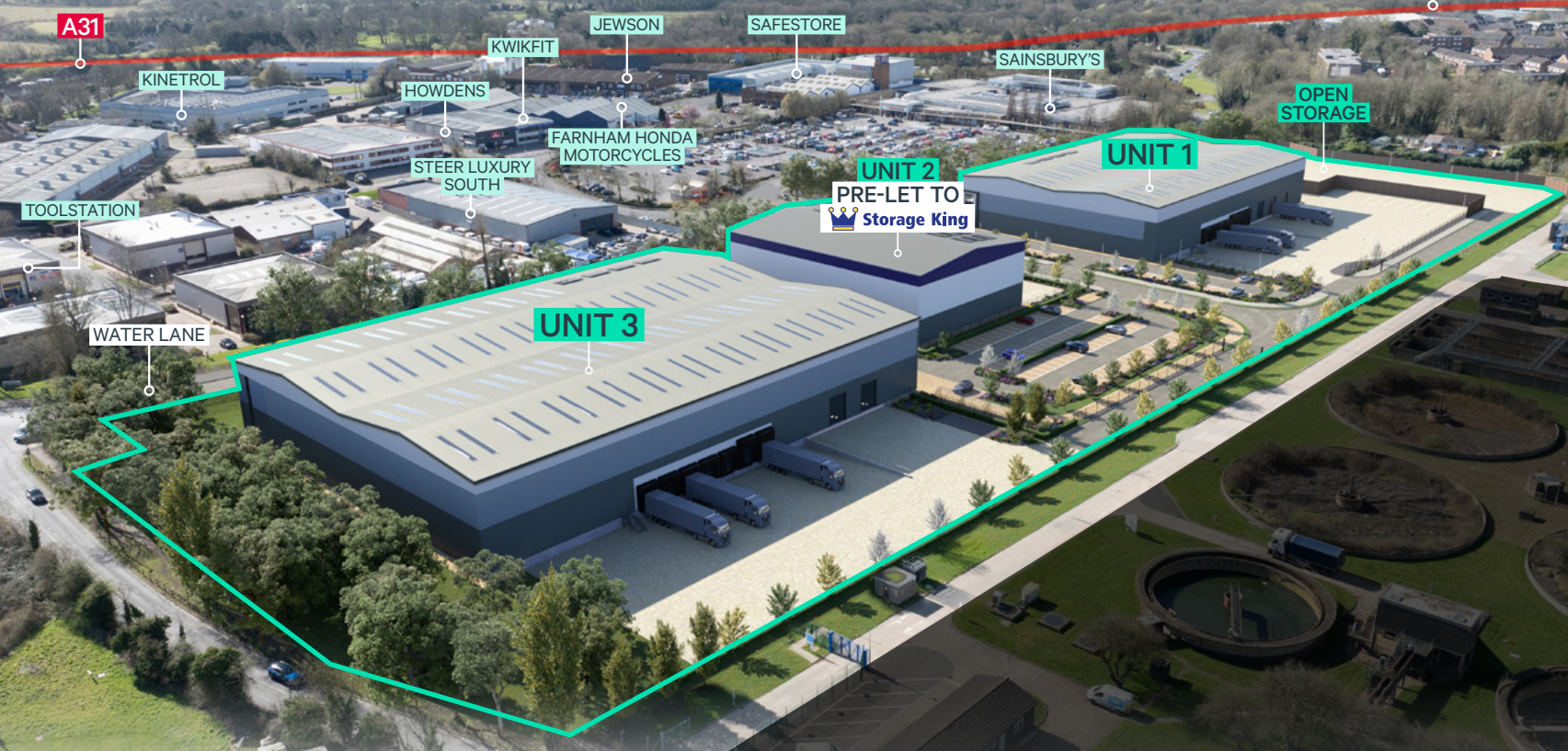
New industrial
/ warehouse units
62,722 & 74,379 sq ft
Plus 1.28 acres of open storage



TO LET

AVAILABLE Q2 2027

Description.



Aurora Park Farnham is strategically located 0.3 miles from the A31, which leads directly to the A3 (7.1 miles), providing access to Central London and the South Coast. This high specification development also benefits from being located 8.4 miles from Junction 4 of the M3 and 17.5 miles from the M25 (Junction 10).

- The scheme will comprise 2 industrial/warehouse units of 62,722 & 74,379 sq ft, plus 1.28 acres of open storage land.
- Both units will have dedicated secure yards, car parking and grade A offices.
- The units will aim to achieve market leading sustainability credentials, targeting EPC A and BREEAM 'Excellent'.



Excellent connectivity
via A31 & M3



1hr 18 min drive
to Central London



590,000
people within
30 minute drive



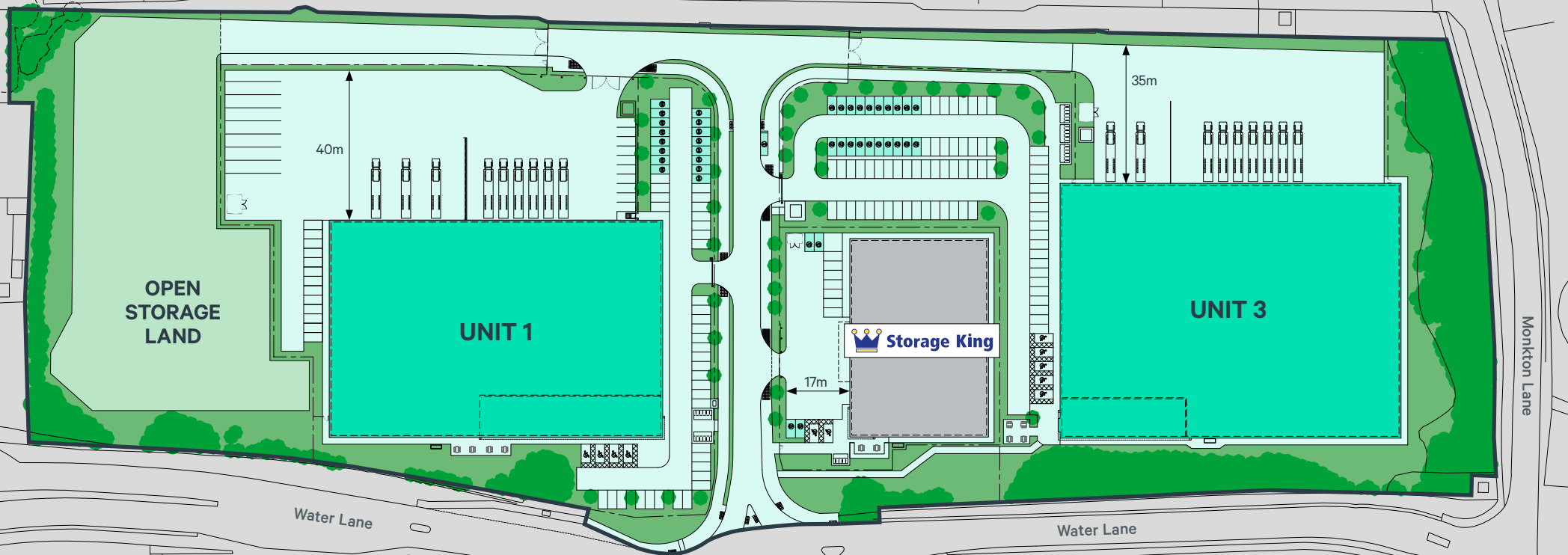
369,000
working age population
within 30 minute drive



256,000 skilled employees
within 30 minute drive



Accommodation.






All areas are on a GEA (Gross External Area) sq ft basis.

Unit	Warehouse	Offices	Total (sq ft)	Open Storage Land
1	55,585	7,137	62,722	1.28 acres
3	66,629	7,750	74,379	

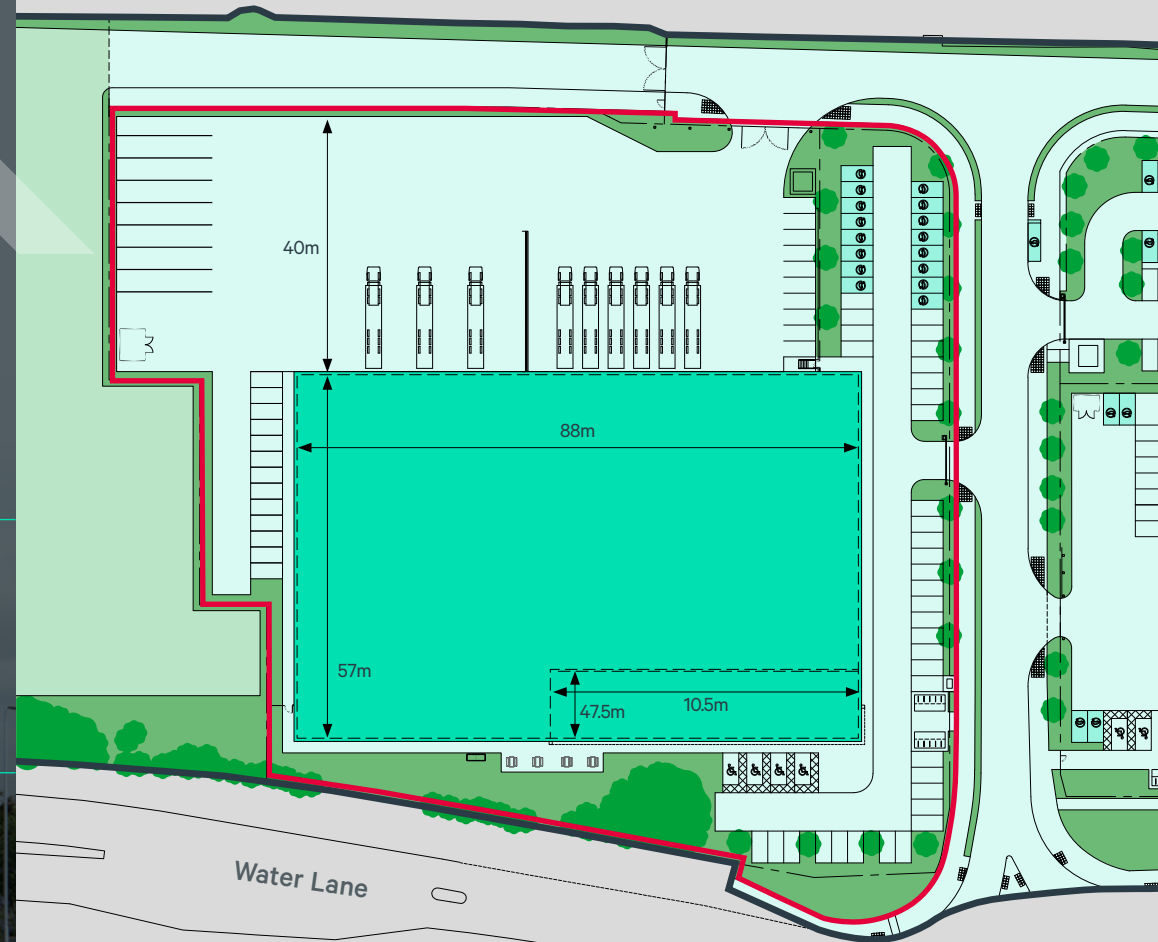
Unit 1.

ACCOMMODATION	SQ FT (GEA)	SQ M (GEA)
Warehouse	55,585	5,164
Offices - First Floor	7,137	663
TOTAL	62,722	5,827

-  **12m** clear internal height
-  **6 dock level** loading doors
-  **3 ground level** loading doors
-  **40m** yard depth

-  **79 car parking** spaces
-  **8 HGV** parking spaces
-  **Grade A** offices
-  **50kN sq m** floor loading

-  **800kVA** onsite
-  **12 year** collateral warranty
-  **Secure** yard



62,722 SQ FT

Internal dimensions are approximate



Unit 1.

A SUSTAINABLE LOCATION

We strongly believe that if we all make meaningful, incremental improvements to everything we do, then together we can lead to lasting, positive environmental and social change. We're deeply committed to minimising our impacts on the environment whilst also maximising our positive impact on society.

Aurora Park Farnham is designed with long-term sustainability in mind, to help your business reduce costs and carbon emissions during occupation, as well as providing wellbeing benefits to your employees.

GREEN INITIATIVES INCLUDE:



Targeting EPC
A rating



Target BREEAM
'Excellent'



16 EV charging spaces



Secure
bicycle storage



Amenity
area



PV roof panels
Contributing over 10% of energy demand and saving 1,500 kg CO₂/pa

Unit 3.

ACCOMMODATION	SQ FT (GEA)	SQ M (GEA)
Warehouse	66,629	6,190
Offices - First Floor	3,875	360
Offices - Second Floor	3,875	360
TOTAL	74,379	6,910



12m clear internal height



7 dock level loading doors



2 ground level loading doors



35m yard depth



95 car parking spaces



Secure yard



Grade A offices



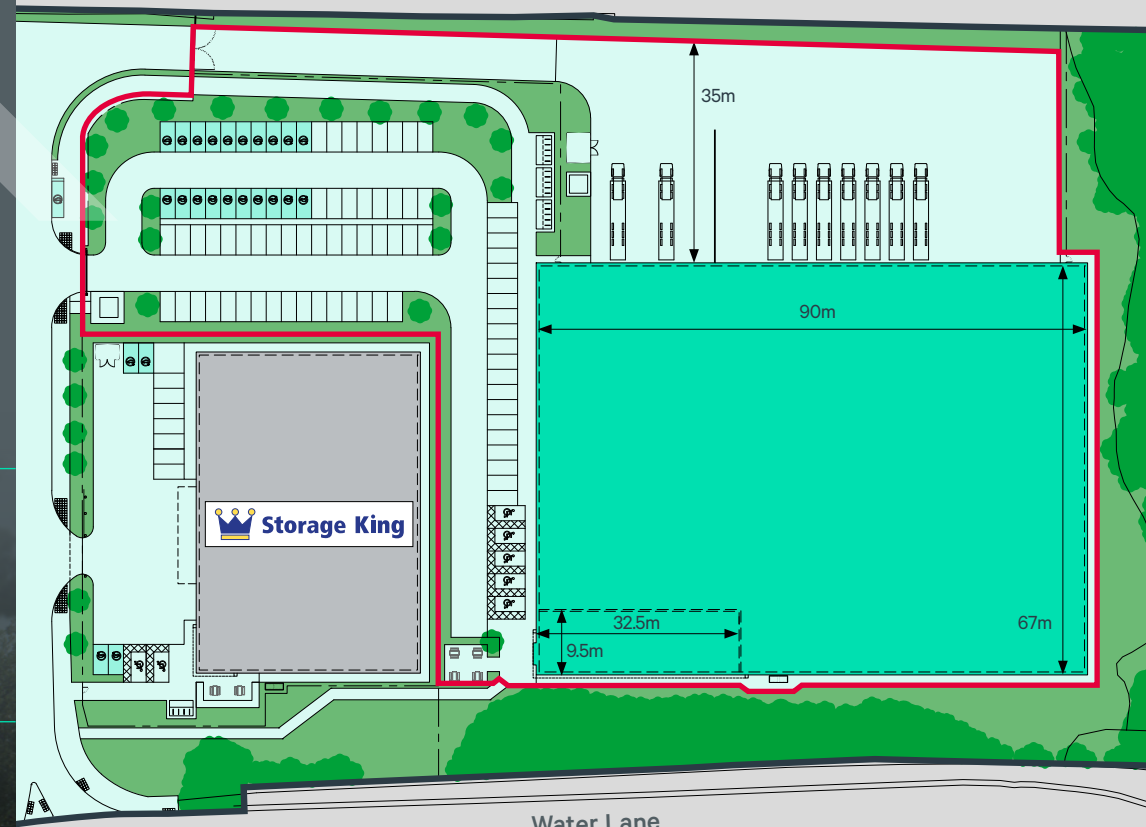
50kN sq m floor loading



800kVA onsite



12 year collateral warranty available



Water Lane

74,379 SQFT

Internal dimensions are approximate



Unit 3.

A SUSTAINABLE LOCATION

We strongly believe that if we all make meaningful, incremental improvements to everything we do, then together we can lead to lasting, positive environmental and social change. We're deeply committed to minimising our impacts on the environment whilst also maximising our positive impact on society.

Aurora Park Farnham is designed with long-term sustainability in mind, to help your business reduce costs and carbon emissions during occupation, as well as providing wellbeing benefits to your employees.

GREEN INITIATIVES INCLUDE:



Targeting EPC
A rating



Target BREEAM
'Excellent'



20 EV charging spaces



Secure
bicycle storage



Amenity
area




PV roof panels
Contributing over 10% of energy demand and saving 1,500 kg CO₂pa


Location.


 [Click here to view Google Maps](#)


 **What3Words**
///bags.speaks.zest

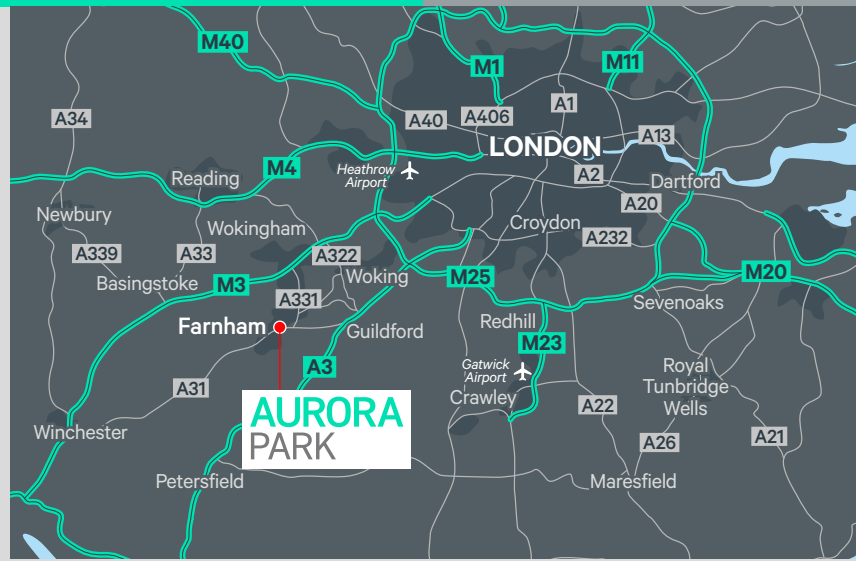
Drivetimes.

		Miles	Drivetime
	A31	0.3	1 min
	A3	7.1	9 mins
	M3 (J4)	8.1	11 mins
	M25 (J10)	17.5	20 mins

		Miles	Drivetime
	Heathrow Cargo Gate	28.3	35 mins
	Gatwick Cargo Gate	38	1 hr 3 mins

		Miles	Drivetime
	Farnham Station	1.4	5 mins
	55 minute direct train to London Waterloo		
	23 minute direct train to Guildford		

		Ft/Miles	Drivetime
	Sainsbury's (inc. PFS)	400 ft	1 min
	David Lloyd	0.3	1 min
	Premier Inn	0.5	2 mins
	Health Centre	0.9	4 mins
	Farnham Town Centre	1.5	6 mins



Contact.

For further information or to arrange a viewing please contact the agents:

Dominic Whitfield
07870 555 936
dwhitfield@savills.com

Tom Marshall
07812 426 270
tom.a.marshall@savills.com

Nick Hardie
07732 473 357
nick.hardie@hollishockley.co.uk

Freddie Chandler
07935 769 627
freddie.chandler@hollishockley.co.uk



auroraparks.co.uk/farnham

A DEVELOPMENT BY:

Hines



Misrepresentation Act 1967. Every care has been taken in the preparation of these details, however any intending occupier should satisfy themselves of the correctness of each statement contained herein. They are expressly excluded from any contract. All measurements and distances are approximate. VAT may be applicable to rent/price quoted. June 2026 | 25174/0,04/25

Created by CARVE
carve-design.co.uk 17279/19