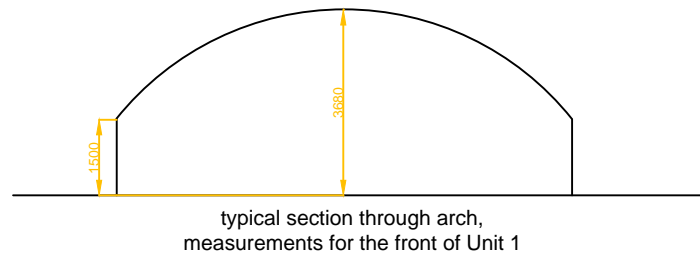



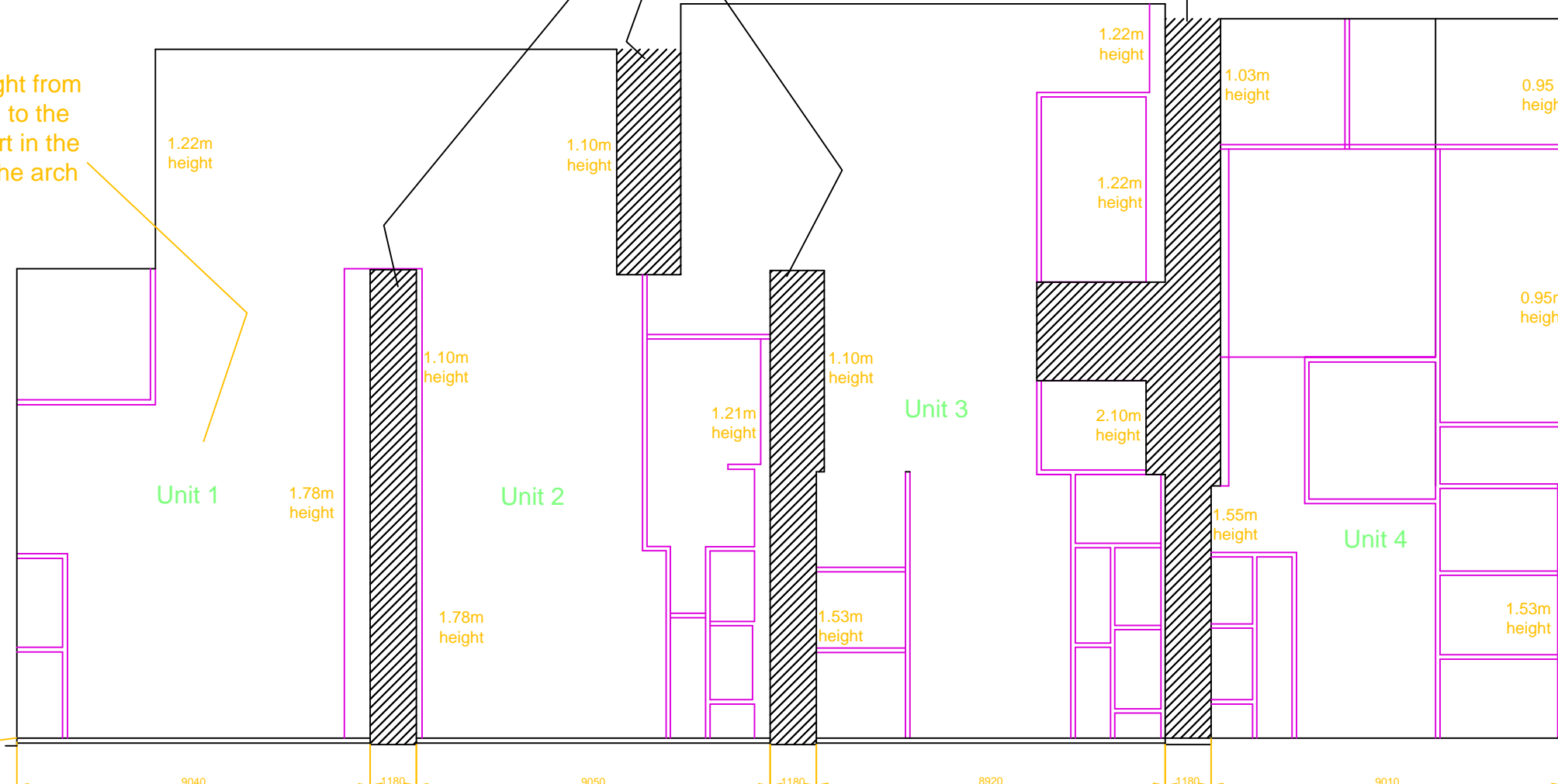
Units measured on 3rd May 2016  
 Areas calculated on 9th May 2016

Scale bar 0 - 20m



hatched areas structural elements which have been excluded

3.68m height from floor level to the highest part in the center of the arch



1.5m floor level to lowest part of ceiling arch

External measurements taken between the brickwork to the piers and the thickness of the brick piers externally

	Assumed area if measured to brickwork	Actual area measured to fitting out studwork
Units 1, 2 and 3	463.94sqm 4,994sqft	446.77sqm 4,809sqft

	Assumed area if measured to brickwork	Actual area measured to fitting out studwork
Units 4	165.69sqm 1,784sqft	161.80sqm 1,742sqft

Floor areas are all gross internal areas including all internal walls, columns, plant rooms, wc's, kitchens, stairwells, lifts, corridors, store rooms risers and measured from and to the internal finish on the walls.

**JAC Associates**  
 Property Consultants  
 Tel: 07702 542224  
 jacdesigns@aol.com

Project	
The Arches 120 Leman Street London E1 8EU	
Client	
Optimum Property Management Limited	
Drawing Title	
Units 1, 2, 3 and 4	
Drawing Number	
ArchesLeman-Units-1-2-3-4	
Scale printed on A3 at 1:1	Date
1 : 150	09-05-16

**DO NOT SCALE**  
 All dimensions and information contained in these plans should be checked on site and with the Local Authority prior to commencing any building works. The works may also be covered by the Town and Country Planning Acts, Building Acts and The Party Wall Act. No works should be commenced prior to obtaining all necessary consents.