

New Build Last Mile Delivery / Trade / Industrial / Warehouse Units To Let



HORTUS

SW20


DELIVERY Q3 2026

HORTUS INDUSTRIAL PARK | 88 BUSHEY ROAD | LONDON | SW20 0JW



HORTUS

SW20



**SIX NEW
UNITS TO LET**
9,710 - 25,900 ft²

YOUR FUTURE STARTS AT HORTUS



THREE PHASE
POWER SUPPLY



OVER 19m
YARD DEPTH



FITTED
KITCHENS



SHOWER & WC
FACILITIES



WiredScore
GOLD

TARGET
WIREScore
GOLD

UNIT 1	FT ²	M ²
Ground Floor	14,910	1,385
First Floor Offices	2,345	218
TOTAL*	17,255	1,630
Clear Internal Height	10m	
Power	166 kVA	
Level Access Loading Doors	2	
Car Parking	15	

UNIT 3	FT ²	M ²
Ground Floor	23,855	2,126
First Floor Offices	2,045	190
TOTAL*	25,900	2,406
Clear Internal Height	12.5m	
Power	252 kVA	
Level Access Loading Doors	3	
Car Parking	23	

UNIT 5	FT ²	M ²
Ground Floor	9,395	873
First Floor Offices	1,495	139
TOTAL*	10,890	1,012
Clear Internal Height	8m	
Power	118 kVA	
Level Access Loading Doors	1	
Car Parking	9	

UNIT 2	FT ²	M ²
Ground Floor	11,525	1,071
First Floor Offices	1,905	177
TOTAL*	13,430	1,248
Clear Internal Height	10m	
Power	133 kVA	
Level Access Loading Doors	2	
Car Parking	12	

UNIT 4	FT ²	M ²
Ground Floor	14,951	1,389
First Floor Offices	2,271	211
TOTAL*	17,222	1,600
Clear Internal Height	8m	
Power	158 kVA	
Level Access Loading Doors	2	
Car Parking	14	

UNIT 6	FT ²	M ²
Ground Floor	8,560	795
First Floor Offices	1,150	107
TOTAL*	9,710	902
Clear Internal Height	8m	
Power	109 kVA	
Level Access Loading Doors	1	
Car Parking	8	

* Approximate GEA

SUSTAINABILITY AT THE HEART OF HORTUS



**TARGET EPC
RATING A**



**TARGET BREEAM
RATING EXCELLENT**



**WATER-SAVING
TECHNOLOGY**



**SUSTAINABLY SOURCED
CONSTRUCTION MATERIALS**



**20% EV
CHARGING POINTS**



**PHOTOVOLTAIC (PV)
ROOF PANELS**



**CYCLE
PARKING SPACES**



**LED
LIGHTING**

WELL-ESTABLISHED LOCATION





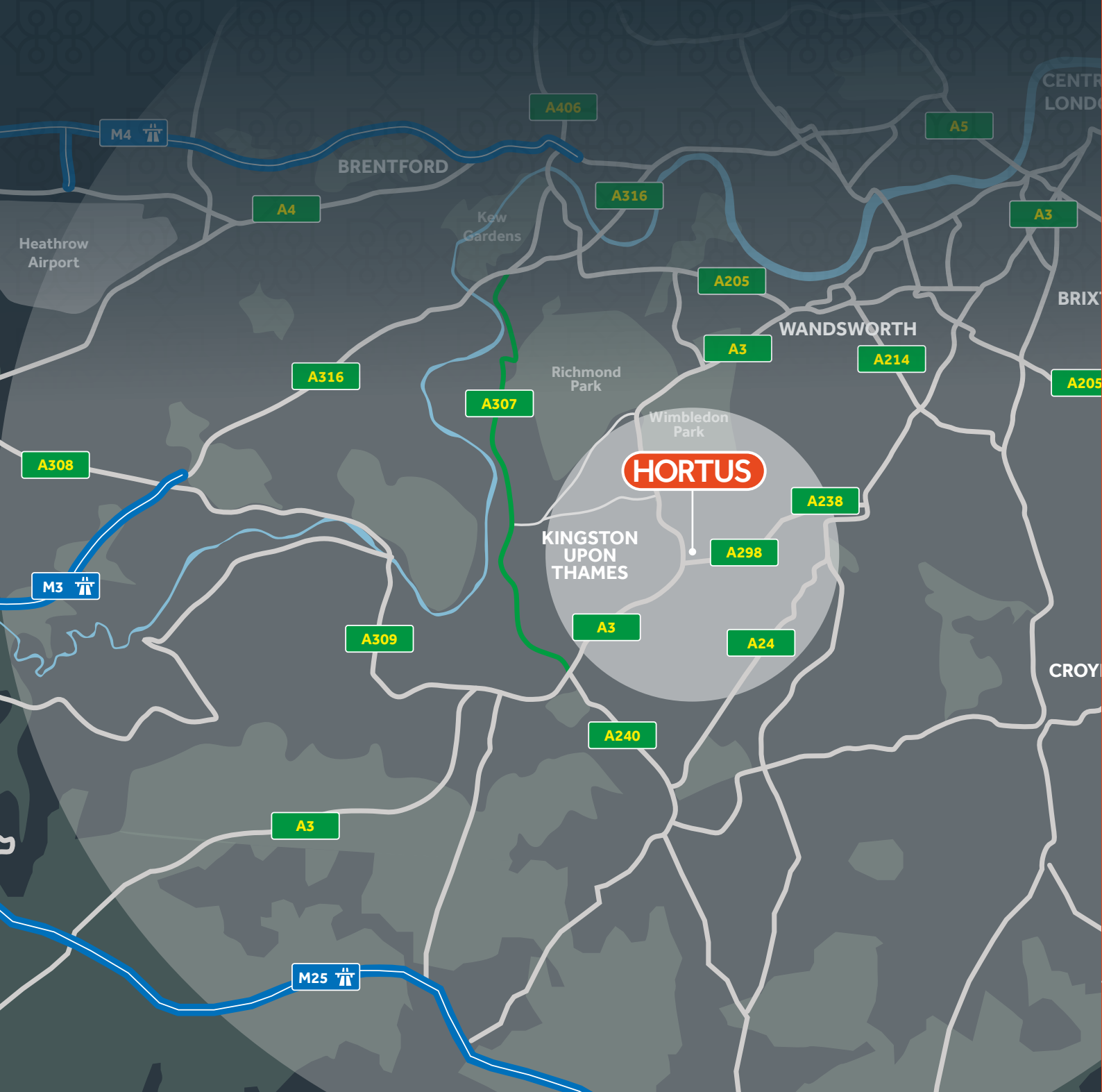
- | | |
|------------------------------|-----------------------------------------------|
| 1 Next | 14 Benson For Beds |
| 2 Pets At Home | 15 Wren Kitchens |
| 3 Topps Tiles | 16 Esso Petrol Station |
| 4 Goals Wimbledon | 17 Carpetright |
| 5 World of Golf - London | 18 DFS |
| 6 Tesco Extra | 19 Currys |
| 7 Korea Foods | 20 Beverley Park |
| 8 Big Yellow Self Storage | 21 Malden Golf Club |
| 9 Halfords | 22 Raynes Park Sports Ground |
| 10 Champion Timber | 23 Rainbow Industrial Park |
| 11 Krispy Kreme | 24 New Residential Development |
| 12 Enterprise Car & Van Hire | 25 Sterling Place Development (456 New Homes) |
| 13 B & Q | |

PRIME SPOT PROVEN POTENTIAL

SAT NAV SW20 0JW

glow.fetch.areas

	Distance	Population
	2 miles	152,232
	10 miles	4,480,628



Location	Miles	Mins
A3	0.2 miles	<1 min (walking)
M25 (J9)	9 miles	20 mins
M25 (J10)	12 miles	19 mins
M4 (J1)	8 miles	55 mins
M3 (J1)	10 miles	32 mins
Central London	11 miles	1hr
Heathrow Airport	13 miles	50 mins
Raynes Park Station	0.7 miles	16 mins (walking)

All distances and times are approximates and have been sourced from Google Maps.



HORTUS

SW20

HORTUS-SW20.CO.UK

Ryan

ROBERT BRADLEY-SMITH

07469 854 799

robert.bradley-smith@ryan.com

Colliers

JAMES HAESTIER

07818 038 009

james.haestier@colliers.com

A JOINT DEVELOPMENT BY



&



Misrepresentation Act: The particulars in this brochure have been produced in good faith, are set out as a general guide and do not constitute the whole or part of any contract. All liability, in negligence or otherwise, arising from the use of the particulars is hereby excluded. Designed by threesixtygroup, September 2025.

HORTUS INDUSTRIAL PARK | 88 BUSHEY ROAD | LONDON | SW20 0JW