



INDURENT

129 DOVE VALLEY PARK

DE65 5BT
///ROBOTS.CLICKER.AMAZE

UNDER REFURBISHMENT

INDURENT 129: 129,139 SQ FT (11,997.41 SQ M)

Available Q2 2026.



Strategically located
near the M1 J24.

EPC A rating.



Warehousing that Works.

High performance space for your business.

If you're looking for a high-performing, sustainable building that works as hard as you do, then look no further than Indurent 129, Dove Valley Park. This unit will deliver benefits for your business, your people and the environment.

An ideal location for the Midlands.

Located on the A50 dual carriageway, Indurent 129, Dove Valley Park benefits from excellent road connections to J24 of the M1 and J15 of the M6.

This refurbished development will provide high quality logistics and manufacturing space that will complement the existing facilities close by.

Available Q2 2026.



Smart LED lighting in the office and core helping you reduce energy consumption by up to 75%.




15% roof lights reduce the need for additional daytime lighting and provide a light, bright environment for your employees.



With a targeted EPC A rating, customers can lower their energy bills, all whilst delivering net zero carbon offices.



Why choose Dove Valley Park?



Strategically located on the A50 with road connections to the M1 and M6.



Home to major occupiers including JCB, Muller, Truma and GXO.



7 miles from Burton upon Trent and less than 13 miles from Derby city centre.

INDURENT 129,
DOVE VALLEY PARK

You're well-connected.



MAJOR ROADS

A50	0.6 miles
M1 J24	18.3 miles
M6 J15	25.5 miles
M42	31.4 miles



CITIES/MAJOR TOWNS

Burton upon Trent	7 miles
Derby City Centre	12.9 miles
Stoke-on-Trent	23.8 miles
Nottingham	30.1 miles
Birmingham	40.8 miles



AIRPORTS

East Midlands Airport	21.5 miles
Birmingham Airport	42.5 miles
Manchester Airport	56.5 miles
Liverpool John Lennon Airport	74.4 miles



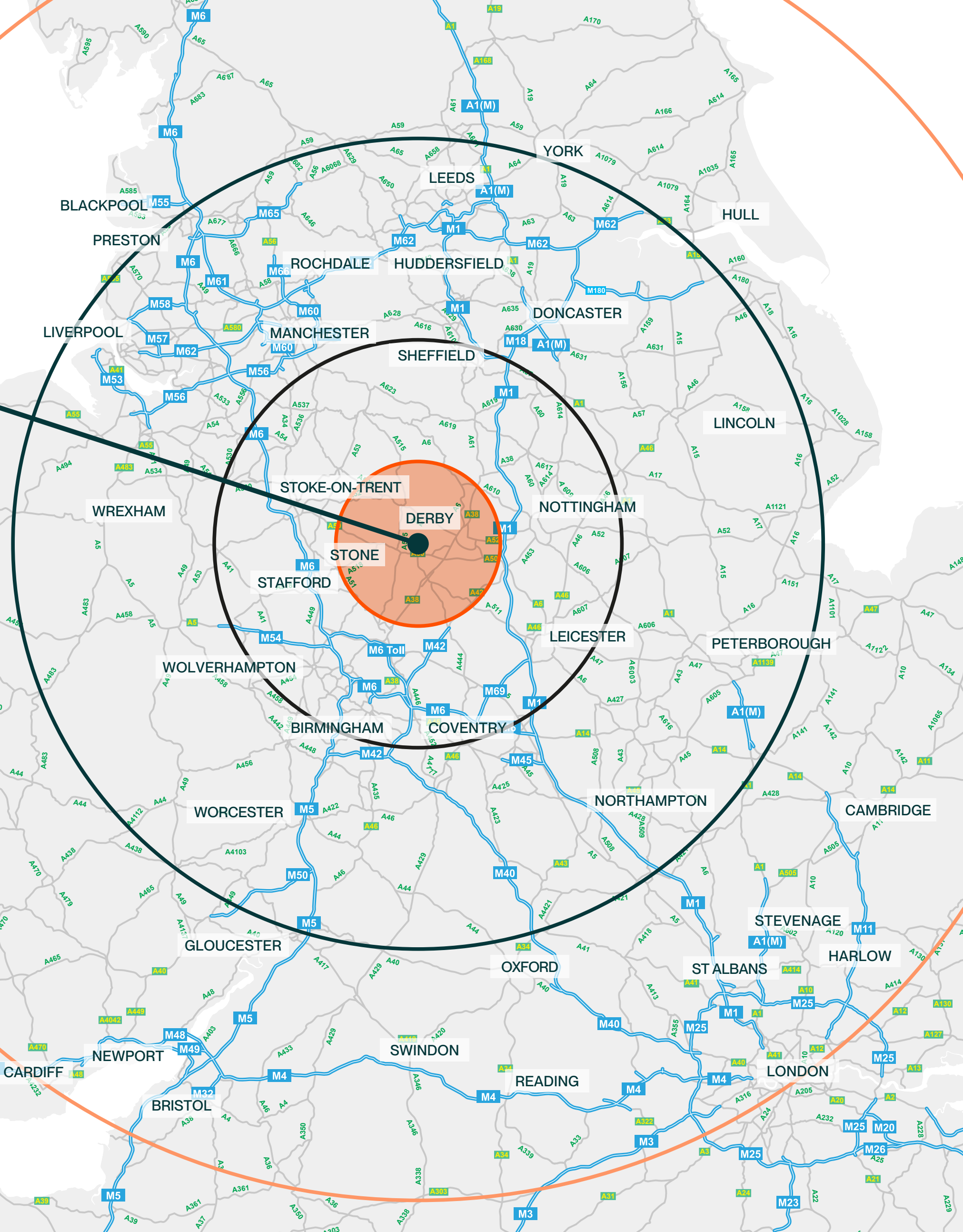
PORTS

Port of Liverpool	81 miles
Port of Hull	106 miles
Port of Southampton	172 miles

Drive times

- Within 30 min labour pool
- Within 1 hour
- Within 2 hours
- Within 3 hours

Source: Google maps.
Travel distances are approximate.
Maps not to scale.



Warehousing that Works.

Schedule of accommodation.

INDURENT 129	
WAREHOUSE	110,972 SQ FT (10,309.6 SQ M)
OFFICES	8,122 SQ FT (754.6 SQ M)
LOADING BAY	10,045 SQ FT (933.1 SQ M)
TOTAL	129,139 SQ FT (11,997.41 SQ M)
LEVEL ACCESS DOORS	2
DOCK LEVEL DOORS	9
CLEAR WORKING HEIGHT	12M
YARD DEPTH	47M
PV	130 kWp
EV CHARGING SPACES	6
CAR PARKING SPACES	64

All floor areas are approximate gross internal areas. Subject to final plan.



EV charging




EPC A rating

EPC A rated



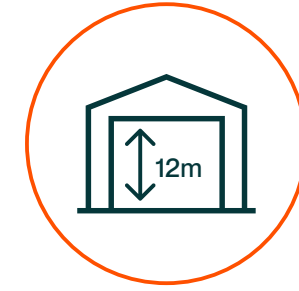
50 kN sq/m floor loading



15% roof lights to warehouse



1 MVA of power supply



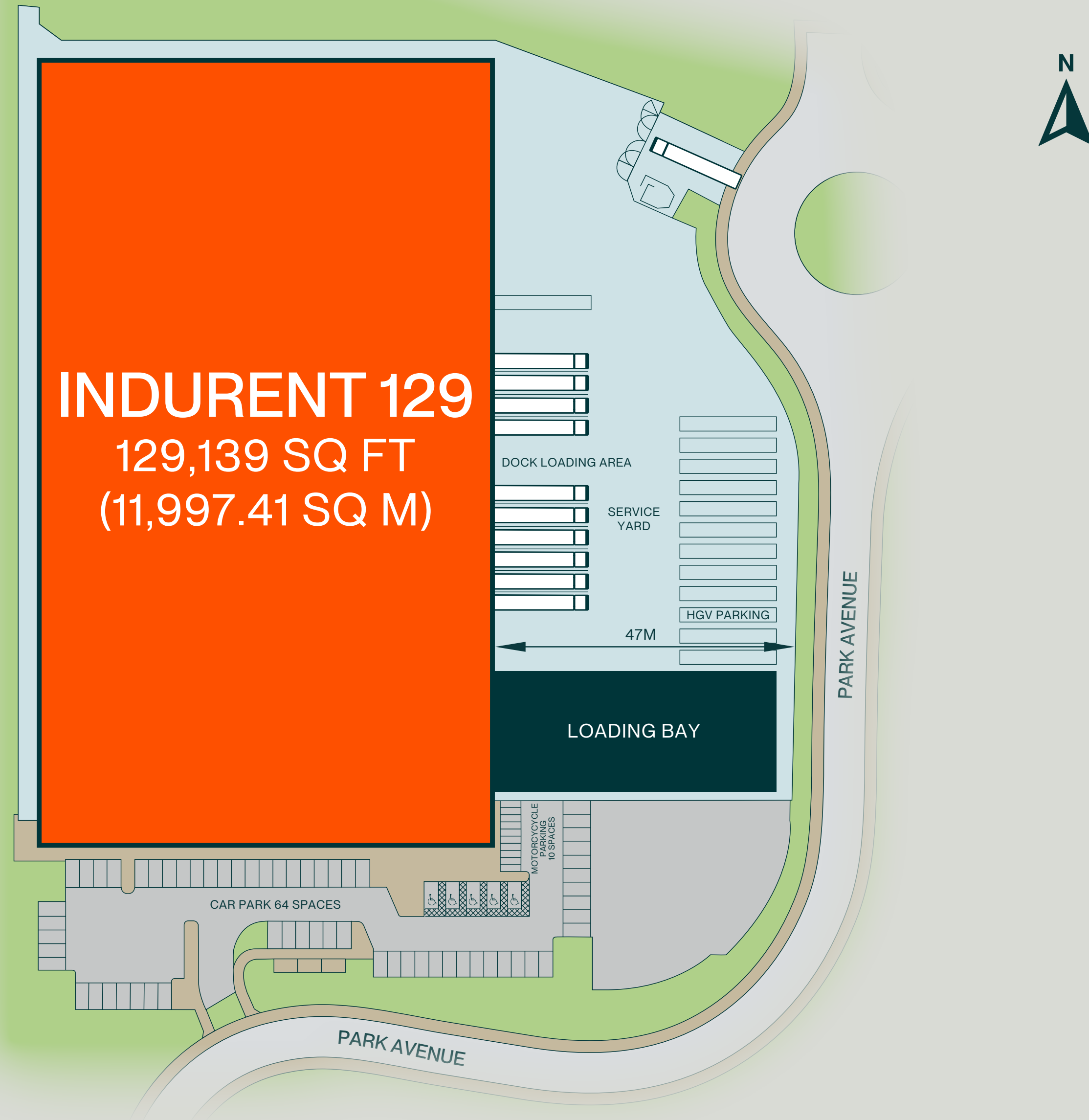
Clear internal height of 12m



Warehousing that Works.



Unit plan.



Unit plan is indicative.



GEORGE GOLDSMITH

Senior Asset Manager

📞 07741 140 174

✉️ george.goldsmith@indurent.com



Misrepresentation Act 1967. Unfair Contract Terms 1977. The Property Misdescription Act 1991. These particulars are issued without any responsibility on the part of the agent and are not to be construed as containing any representation or fact upon which any person is entitled to rely. Neither the agent or any person in their employment has any authority to make or give any representation or warranty whatsoever in relation to the property. Images throughout are for indicative purposes only. ANTI MONEY LAUNDERING The successful lessee will be required to provide the usual information to satisfy the AML requirements when Heads of Terms are agreed. April 2026. TBDW 06302-07.



James Clements
M: 07436 165 015
E: j.clements@box4realestate.co.uk

Ed Kennerley
M: 07972 187 779
E: e.kennerley@box4realestate.co.uk



Christian Smith
M: 07808 784 789
E: christian.smith@savills.com

Chris Hobday
M: 07552 558 551
E: chris.hobday@savills.com