



CLARENDON

INDUSTRIAL PARK

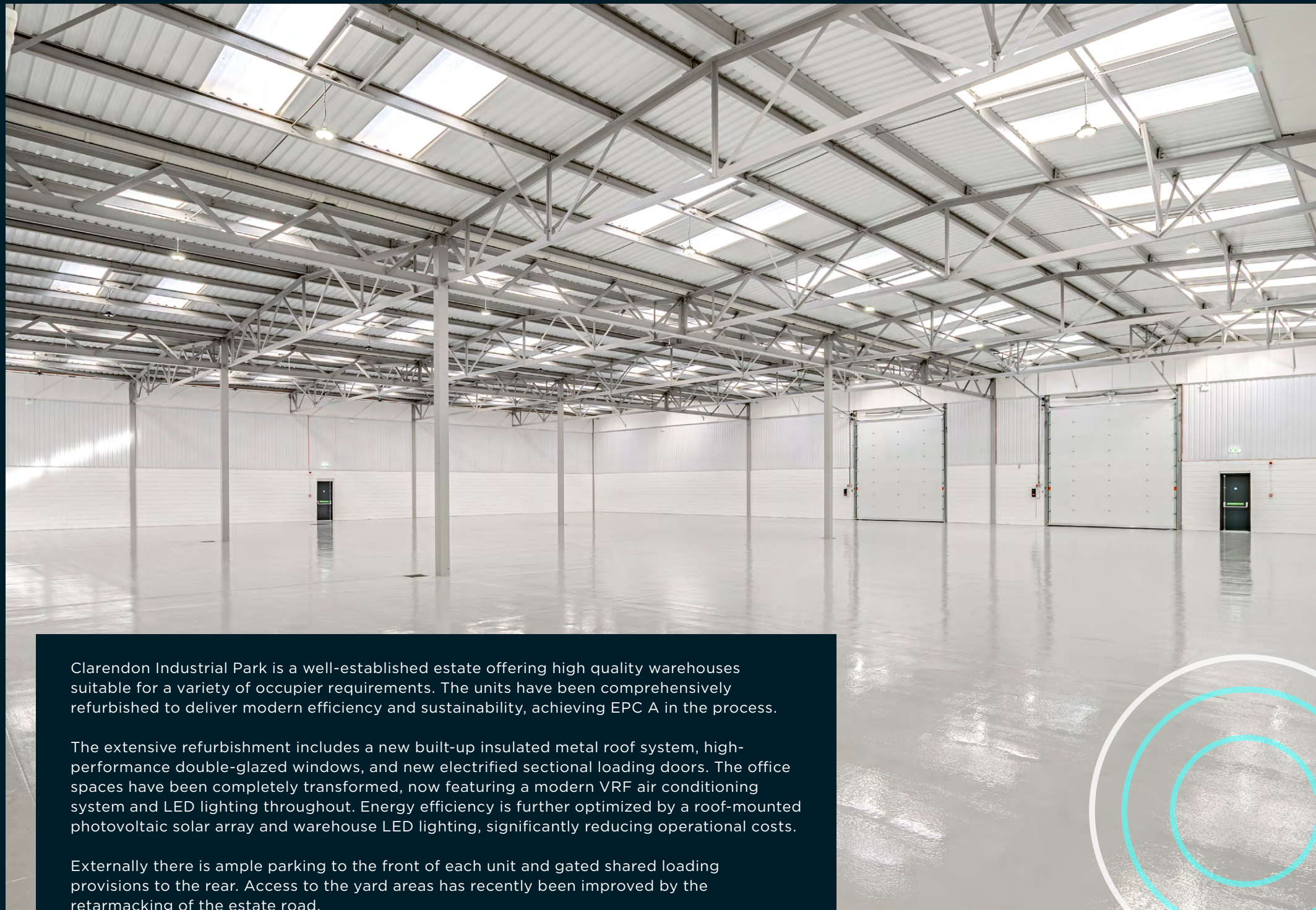
WYMBUSH | MILTON KEYNES | MK8 8DA

///tripled.unleashed.dignity



TO LET

COMPREHENSIVELY REFURBISHED INDUSTRIAL / WAREHOUSE UNITS
4,633 – 19,157 SQ FT



Clarendon Industrial Park is a well-established estate offering high quality warehouses suitable for a variety of occupier requirements. The units have been comprehensively refurbished to deliver modern efficiency and sustainability, achieving EPC A in the process.

The extensive refurbishment includes a new built-up insulated metal roof system, high-performance double-glazed windows, and new electrified sectional loading doors. The office spaces have been completely transformed, now featuring a modern VRF air conditioning system and LED lighting throughout. Energy efficiency is further optimized by a roof-mounted photovoltaic solar array and warehouse LED lighting, significantly reducing operational costs.

Externally there is ample parking to the front of each unit and gated shared loading provisions to the rear. Access to the yard areas has recently been improved by the retarmacking of the estate road.



KEY HIGHLIGHTS



New built-up insulated metal roof system



Roof mounted PV system*



New VRF air conditioning system to the office accommodation



LED lighting installation throughout



EPC A**



Minimum clear height of 5.5m rising to 6.55m at the internal eaves



Ample parking provisions



Excellent access to the M1, A5 and Central Milton Keynes

* Subject to specification ** Anticipated following refurbishment

UNITS AVAILABLE NOW

The following are gross internal areas:


Unit 3 Garamonde Drive	4,633 sq ft
Unit 9 Garamonde Drive	8,566 sq ft
Unit 6 Clarendon Drive	19,157 sq ft




UNIT 3



UNIT 6

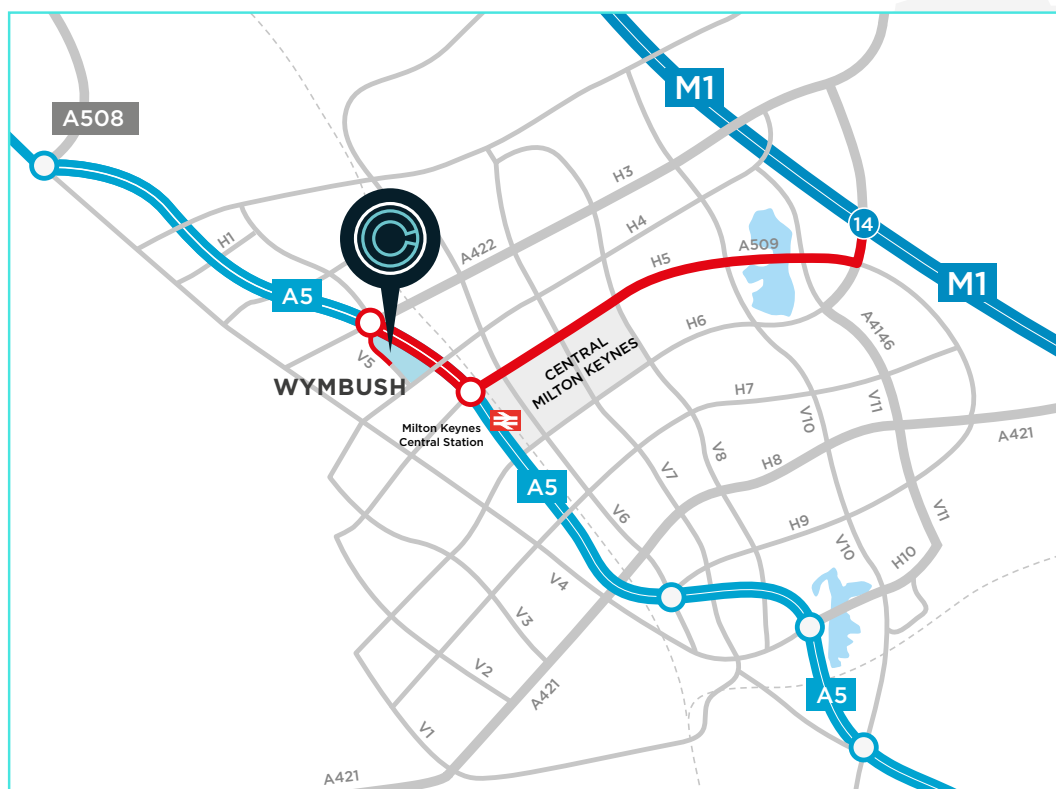


UNIT 9



EXCELLENT LOCATION

Situated in Wymbush approximately two miles from Central Milton Keynes, the site benefits from excellent transport links with immediate access to the A5. The M1 J13 / J14 are also within close proximity providing the property with superb access to the wider motorway network and key locations across the country.



The site's impressive transport links are further enhanced by the proximity of Milton Keynes Central railway station, which provides rapid services to London Euston, as well as direct connections to Birmingham New Street and Manchester Piccadilly.

LOCAL TRANSPORT LINKS

	Miles	Hrs/mins
M1 (J14)	5.3	9
A5	0.6	1
MK Central Station	2.2	6

MAJOR CITIES

	Miles	Hrs/mins
London	56.4	1hr 26
Birmingham	67.6	1hr 14
Manchester	150	2hr 43
Southampton	101	1hr 58

AIRPORTS

	Miles	Hrs/mins
London Luton	27.1	35
Birmingham	56	1hr 10
London Stansted	57	1hr 3
London Heathrow	58	1hr 26

TRAIN TIMES FROM MK CENTRAL

	Mins
London Euston	30
Birmingham New Street	46
Manchester Piccadilly	60





TERMS

The units are available on new full repairing and insuring leases with terms to be agreed.

RATEABLE VALUE

Interested parties are advised to make their own enquiries directly with the local authority.

VAT

All prices, premiums and rents etc. are quoted exclusive of VAT which will be applicable at the prevailing rate.

EPC

Unit 6 Clarendon Drive	EPC A-25
Unit 9 Garamonde Drive	EPC A-12
Unit 3 Garamonde Drive	Targeting A (Currently D-94)

LEGAL COSTS

Each party is to be responsible for their own legal costs in connection with a new letting.

GET IN TOUCH

AGENT DETAILS

For further information please reach out to the agents:


BIDWELLS
01908 202 190
bidwells.co.uk

Paul Davies
07944 774137
paul.davies@bidwells.co.uk

**Lambert
Smith
Hampton**

01908 604 630

Louis Day
07708 479 451
lday@lsh.co.uk

Poppy Nelson
07593 893817
pnelson@lsh.co.uk

DISCLAIMER: The Agents for themselves and for the vendors or lessors of the property whose agents they are give notice that, (i) these particulars are given without responsibility of The Agents or the Vendors or Lessors as a general outline only, for the guidance of prospective purchasers or tenants, and do not constitute the whole or any part of an offer or contract; (ii) The Agents cannot guarantee the accuracy of any description, dimension, references to condition, necessary permissions for use and occupation and other details contained herein and any prospective purchasers or tenants should not rely on them as statements or representations of fact but must satisfy themselves by inspection or otherwise as to the accuracy of each of them; (iii) no employee of The Agents has any authority to make or give any representation or enter into any contract whatsoever in relation to the property; (iv) VAT may be payable on the purchase price and / or rent, all figures are exclusive of VAT, intending purchasers or lessees must satisfy themselves as to the applicable VAT position, if necessary by taking appropriate professional advice; (v) The Agents will not be liable, in negligence or otherwise, for any loss arising from the use of these particulars. 01/26

ADDRESS	SIZE		RENT (£/PAX)	EPC RATING	STATUS
	SQ FT	SQ M			
9 Garamonde Drive	8,566	795	£102,795	A 12	REFURBISHED/ AVAILABLE
6 Clarendon Drive	19,157	1,779	£229,885	TBC*	REFURBISHED/ AVAILABLE
3 Garamonde Drive	4,592	427	£55,105	TBC*	TO BE REFURBISHED

* A new EPC will be commissioned following completion of the refurbishment works, which are targeting an A rating.

Prospective occupiers are advised to check the rates payable by contacting the Local Rating Authority, Milton Keynes Council on 01908 691 691.

Enquiries

Paul Davies
01908 202 196
paul.davies@bidwells.co.uk

CLARENDON INDUSTRIAL PARK, WYMBUSH MILTON KEYNES TO LET