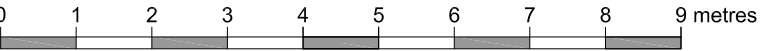



Consort House - Second Floor (1:100@A2)



Partitioning Key:

— New Partitions

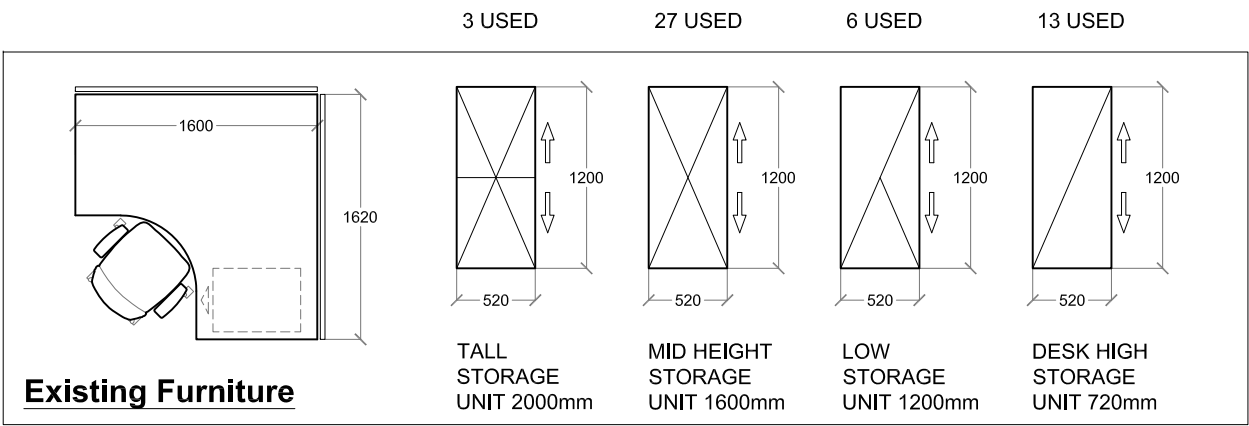
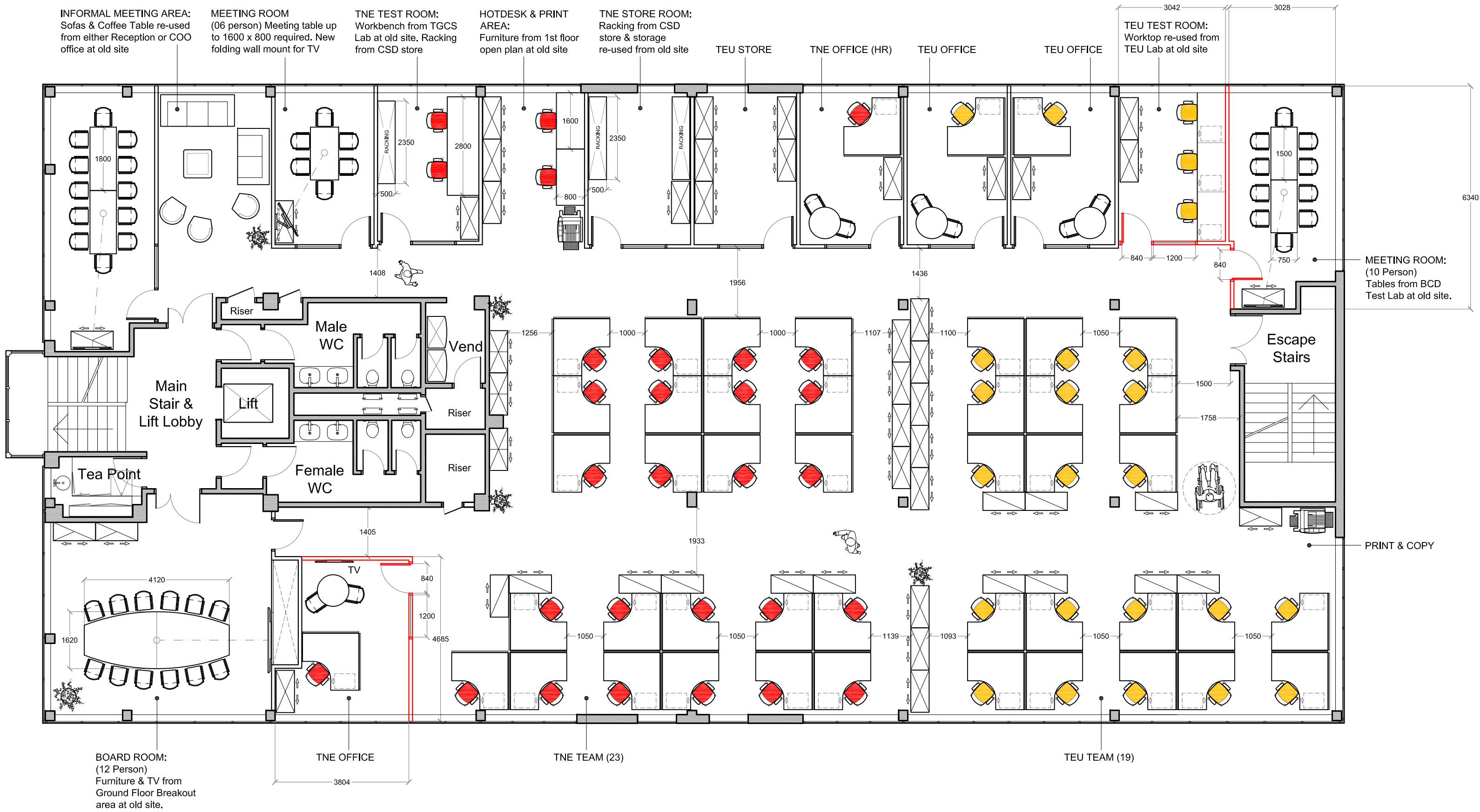
— Existing Partitions



T.N.E.
02 Office
23 Desks
03 Hotdesks



T.E.U.
02 Office
19 Desks
00 Hotdesks



COPYRIGHT
copyright © this drawing may not be copied (in whole or in part), retained or disclosed without the prior written consent of the planning office limited
SCALE
dimensions should be scaled with care. contractors must verify all dimensions before starting work, any discrepancies are to be reported to the planning office limited

Revisions:

★ drawing created	21.01.18
A layouts revised to client feedback	29.01.18
B layouts revised to client feedback	31.01.18
C pack updated with services, ground floor layout & site information. signed off GA's remain the same as Revision B.	07.02.18
D changes to partitions and desk layouts on both floors	04.04.18



Site Address:

Consort House
1 Princes Road
Weybridge, KT13 9TU

Client:

Toshiba

Project Title:

New Weybridge Office

Drawing Title:

Proposed Second Floor
General Arrangement

Drawing Scale:	Issue Date:
1:100@A2	04.04.18

Drawn by:	Revision:
BRC	D

Drawing Number:
TPO576-06-07D

Drawing Number:
PRELIMINARY

TPO Design + (The Planning Office Limited)
25 Peppard Road, Sonning Common, RG49SS
T: 07747 561 463
E: enquiries@tpodesign.co.uk
W: www.tpodesign.co.uk