

notes

1. Do not scale from this drawing
2. Work to figured dimensions where shown
3. Confirm dimensions on site before fabrication or construction - report any discrepancies to CA

GA Plan Key

- Tree - Solid line shows trunk and canopy
Dotted line shows root protection zone
- Concrete
- Decking
- Sedum Blanket Roof
- Site Boundary
- Window Number
Window Type
- External Door Number
External Door Type
- Internal Door Number
Internal Door Type
- Louvre Number
Louvre Type
- Soil Vent Pipe
- Stub Stack
- Rain Water Pipe
- Gully
- Threshold Drain
- Dry Riser
- BT Telecom
- Virgin Telecom
- UK Power Network
- Main Water Supply
- Main Gas Supply
- Setting Out Point
- 10mm Movement Joint
- 16mm Movement Joint
- Soil Vent Pipe From Above
- Soil Stack From Above
- Rain Water Pipe From Above
- Cavity Barrier or Cavity Closer

VERSION	DESCRIPTION	DATE
C10	Brick dim updated on south elevation/issued for construction	29/01/19
C09	Window tag updated/issued for construction	13/12/18
C08	Curtain wall dimensions updated/ concrete upstand for curtain wall added/ issued for construction	07/12/18
C07	Cavity barriers and cavity closers added/movement joints amended/ issued for construction	29/11/18
C06	Common surgery parts added/letterboxes added/issued for construction	29/10/18
C05	Non standard corner tags added/Movement Joints updated/issued for construction	19/10/18
C04	Detail tags added/issued for construction	24/09/18
C03	Door and window tags added/detail tags added/fire door width amended/issued for construction	14/09/18
C02	MH amended/ MJ Amended/issued for construction	15/08/18
C01	Construction	01/08/18
P01.03	WIP drawings	05/07/18
P01.02	WIP drawings	20/06/18
P01.01	WIP drawings	13/06/18

SUITABILITY DESCRIPTION
(A) Construction

Shepherd Epstein Hunter architecture planning landscape

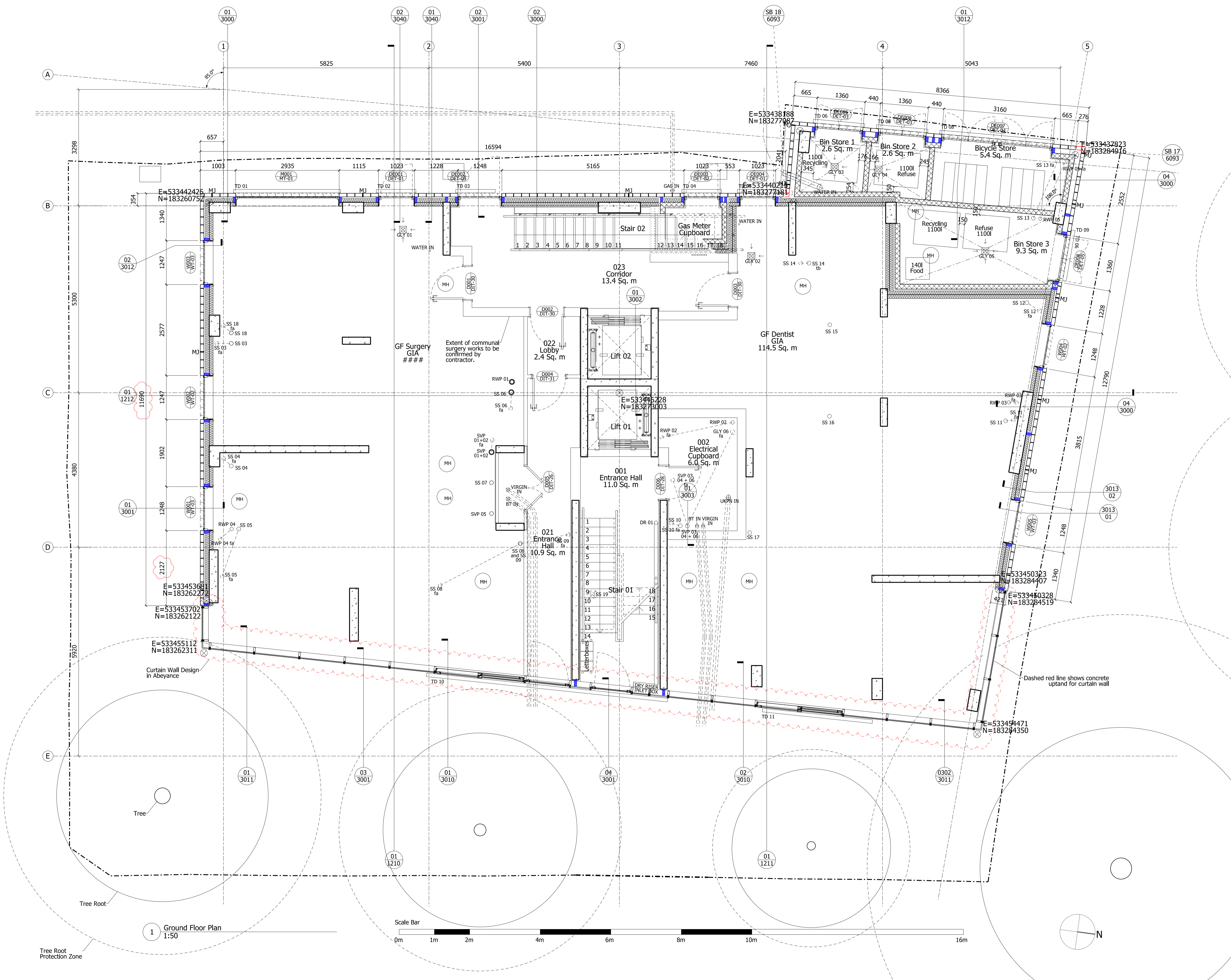
Phoenix Yard, 65 Kings Cross Road, London WC1X 9LW
tel: 020 7841 7500 fax: 020 7841 7575
email: architecture@seh.co.uk web: www.seh.co.uk

PROJECT
**167 - 169
Kingsland Road**
CLIENT
**Kingsland Road
Enterprises**

TITLE
**Ground Floor
Plan** SCALE
1:50
SIZE
A1

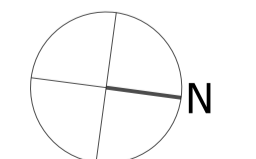

SEH PROJECT NUMBER	DRAWN BY	CHECKED BY
15156	SE	HE
DRAWING NUMBER	STATUS CODE	VERSION
1111	A	C10

FILE NAME
PROJECT CODE - ORIGINATOR - ZONE - LEVEL - TYPE - ROLE - SHEET NO.
KDRD-SEH-00-00-DR-A-1111



1 Ground Floor Plan
1:50

Scale Bar



Tree Root Protection Zone

Tree Root

Tree

Curtain Wall Design in Abeyance

Extent of communal surgery works to be confirmed by contractor.

Dashed red line shows concrete upstand for curtain wall