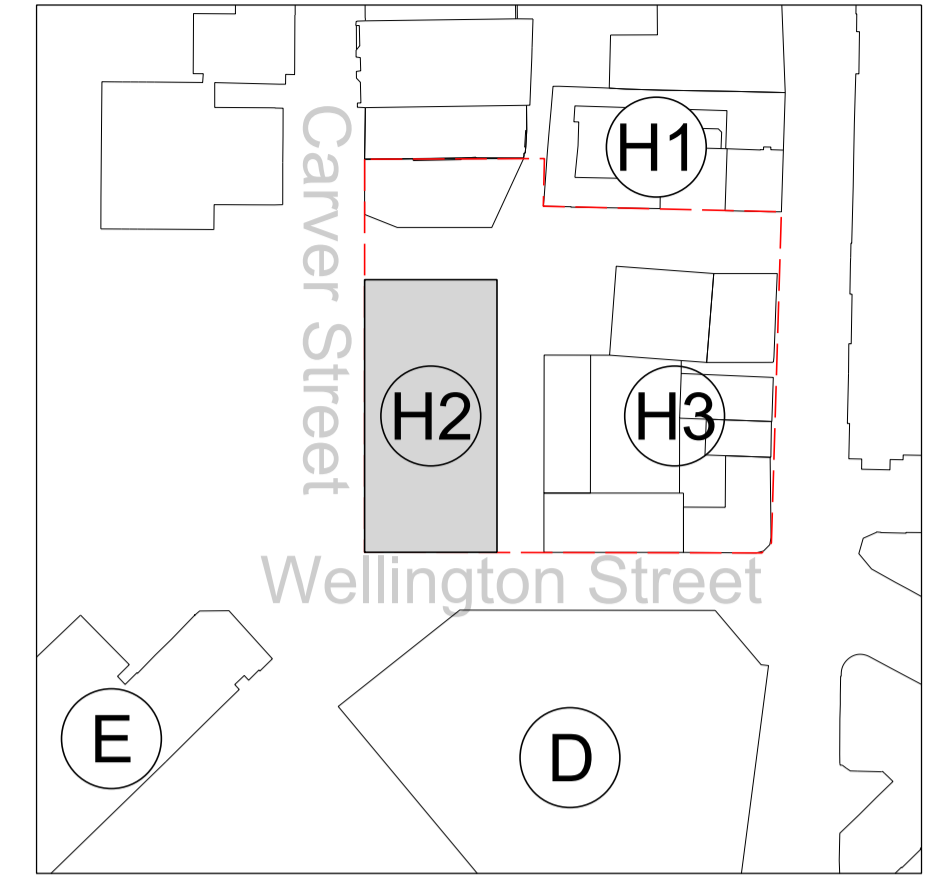
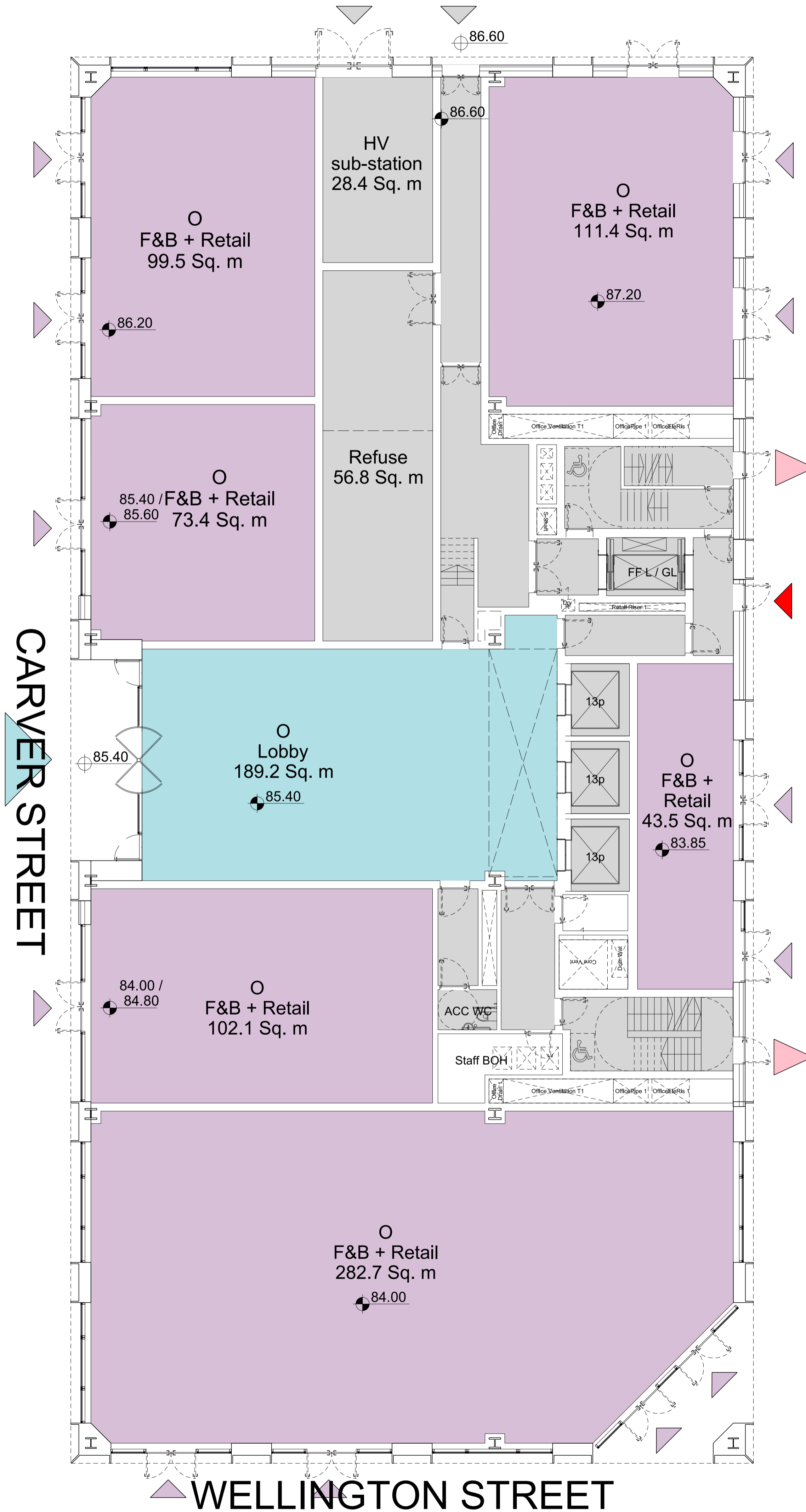


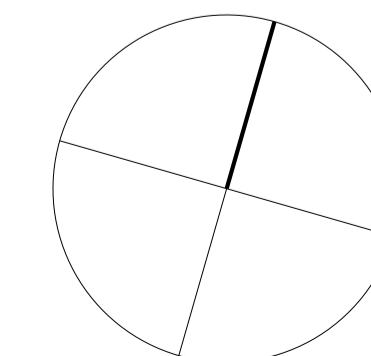
When this drawing is issued in .DWG format it is an uncontrolled version issued to enable the recipient to prepare their own documents/ models/ drawings for which they are solely responsible. It is based on background information current at the time of issue. Feilden Clegg Bradley Studios LLP accepts no liability for any such alterations or additions to or discrepancies arising out of changes to such background information which occur to that information after it is issued by Feilden Clegg Bradley Studios LLP.



01 PLAN - Block H2 Indicative Ground Level Plan
SCALE 1:100 @ A1

General Note:
Dimensions are not to be scaled from this drawing. All discrepancies in this drawing are to be reported to Feilden Clegg Bradley Studios.
Drawing only to be used for the purposes it was issued for.
Do not modify any element of this CAD drawing. This drawing is copyright.

- Entrance Arrow Key**
- ▽ Retail / F&B Entrance
 - ▽ Office Entrance
 - ▼ Fire Fighting Entrance
 - ▽ BOH Entrance
 - ▲ Final escape location
- Use Key**
- Retail / F&B
 - Office
 - BOH



FeildenCleggBradleyStudios
LLP
Bath Brewery
Toll Bridge Road
Bath BA1 7DE
t 01225 852545
f 01225 852528
e bath@fcbstudios.com

Amendment	Date	Description
06	17/09/19	Information Issued for brochure
05	28/08/19	Cycle store moved to basement. Refuse removed from facade and accessed via corridor
04	27/08/19	Co-Ordination with M&E
03	30/05/19	CMS Commentary and Access added
02	07/05/19	Issued in STAGE 2 REPORT
01	29/04/19	Issued for INFORMATION
00	18/04/19	First issue. Issued for INFORMATION

Job/Drawing No 1972/SK/0010
Amendment Rev 06

Block H2 Indicative Ground Level Plan
Scale 1:100 (1:200 @ A3)
Date April 2019
Drawn Group AW

Do not scale
All dimensions to be checked on site
Original printed at A1