



TOTAL PARK RUGBY

UNIT 1, TOTAL PARK, FROG HALL LANE,
RUGBY, CV21 1XS

A BRAND NEW WAREHOUSE / INDUSTRIAL UNIT

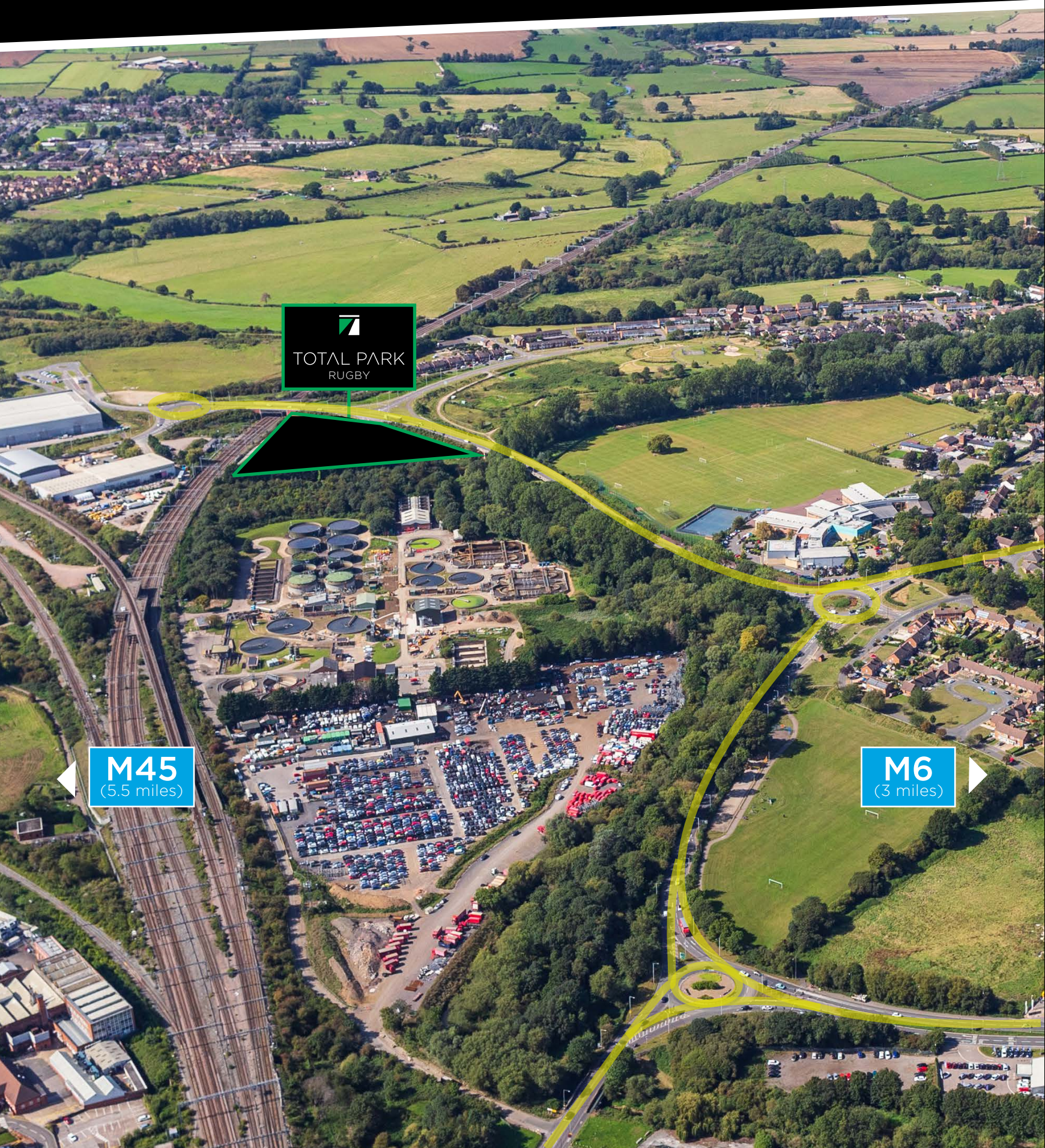
47,744 SQ FT (4,435.6 SQ M) ON 3.94 ACRES
TO LET / FOR SALE



Under Construction – PC Q3 2025

THE SCHEME

Total Park, Rugby is a brand new industrial / logistics development totalling 47,718 sq ft. The unit is equipped with on site electric vehicle charging, generous parking and dedicated staff breakout areas. Located 3 miles from J1 of the M6, it is easily accessible to the national motorway network offering a perfect central location for your business.



SUSTAINABILITY

The scheme has adopted the Be Lean, Be Clean, Be Green energy hierarchy whereby the following measures have been adopted:



BE LEAN

- High Performance building fabric envelope via enhanced U-values to reduce heating demand
- High performance windows via solar controlled glazing to reduce cooling demand
- Low building air permeability to reduce heating demand
- Warehouse roof lights to ensure adequate daylight
- BREEAM 'Excellent'



BE CLEAN

- High Efficiency Heating and Cooling System via VRF air conditioning
- High efficiency LED lighting and lighting controls
- Heat recovery ventilation



BE GREEN


- Provision of photovoltaic solar panels

ACCOMMODATION


FLOOR AREA	SQ FT	SQ M
Warehouse	42,625	3,960
First Floor Offices	5,119	475.6
Total	47,744	4,435.6




SPECIFICATION




10m
Eaves height




Target EPC
rating A




3.94
Acres




40m
Yard depth




4 Electric vehicle
charging bays




500kVA
Power supply




82 Parking
spaces



2 Dock level
access door



3 Level
access door



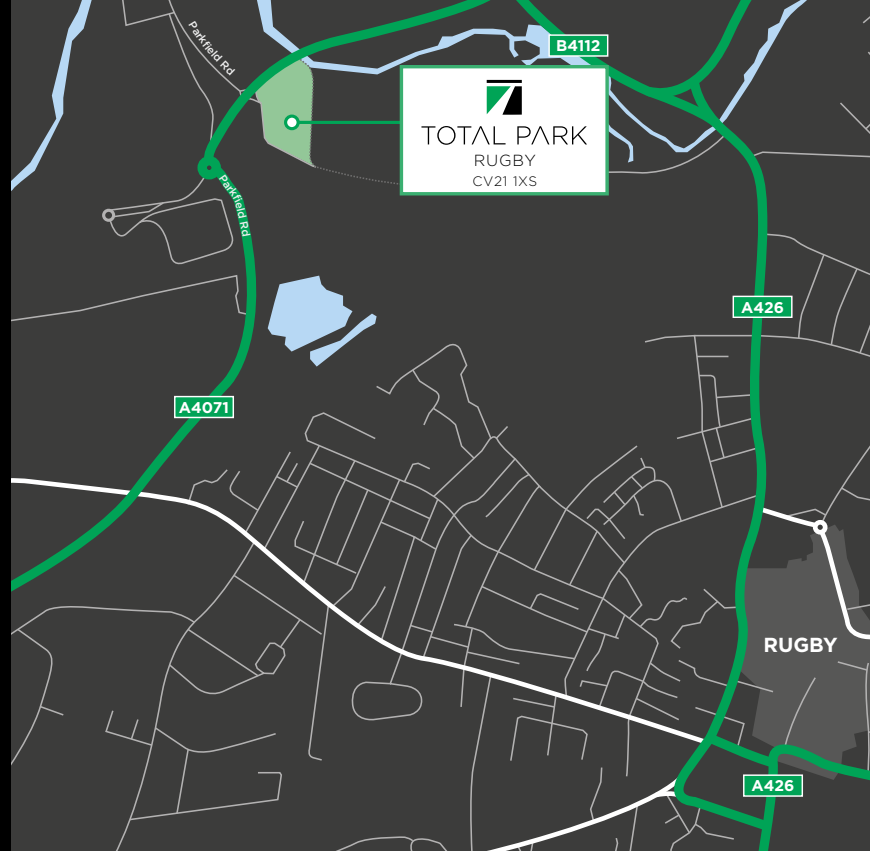
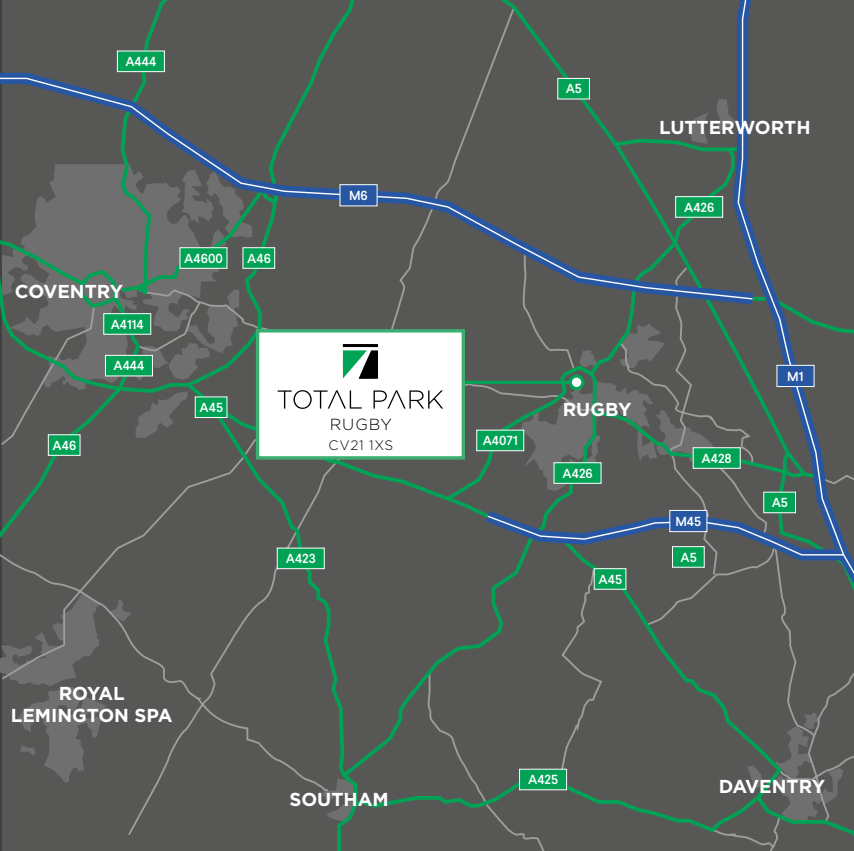
BREEAM
'Excellent'



LOCAL OCCUPIERS







LEADING LOCATION

Destination	Distance	Time
Rugby Town Centre	1.2 miles	4 mins
M6 (J1)	2.9 miles	6 mins
A45 (M)	5.5 miles	10 mins
M1 (J19)	6.0 miles	10 mins
Coventry	13.5 miles	23 mins
Birmingham International airport	23.8 miles	34 mins
Birmingham	34.0 miles	40 mins
London	90.7 miles	2 hours 5 mins

Total Park Rugby is ideally positioned in the Golden Triangle of the UK, providing prime accessibility to 85% of the UK. Junctions 18 and 19 of the M1, Junction 1 of the M6 and the A14 are all accessible within minutes. This central position makes it an ideal location to serve the Midlands, the North and national markets.



85% of the UK population live within a 4.5 hour HGV drive.



20.4% of the working population work in manufacturing, storage and transport.



73.5% of Rugby's population is economically active.

FOR MORE INFORMATION PLEASE CONTACT:



Georgina Thompson
07793 461 360
georgina.thompson@m1agency.co.uk

Josh Brown
07534 864 867
josh.brown@m1agency.co.uk



Tom Benson
07890 943 480
tom.benson@carterjonas.co.uk

Andrew Smith
07919 326 085
andrew.smith@carterjonas.co.uk

QUOTING TERMS

Rent/Price available on application.

RATEABLE VALUE

Assessed upon practical completion.

EPC

Target EPC rating of A

VAT

The property is elected for VAT.

