

TO LET – FINAL 2 UNITS REMAINING



HARLEYFORD
CAPITAL

SHEFFIELD'S NEWEST PREMIER TRADE PARK

Unit 4A – 4,545 SQ FT

Unit 4E – 3,035 SQ FT

GREENLAND RD, SHEFFIELD, S9 5HE

114e

COLLECTIONS

SHEFFIELD TRADE PARK



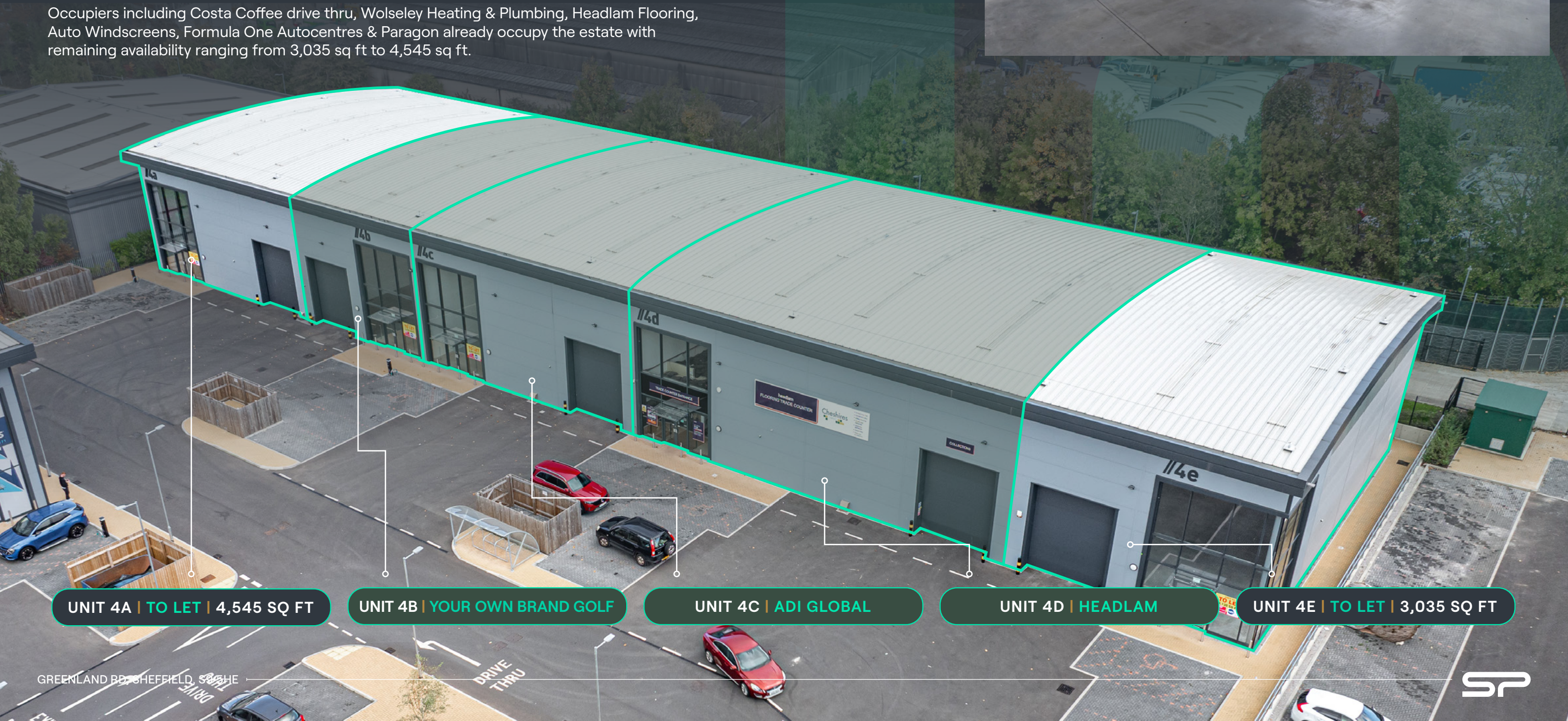
NorthCap

READY-TO-GO
SHEFFIELD'S ONLY NEW BUILD TRADE SCHEME
PRIME TRADE COUNTER UNITS
FROM 3,035 TO 4,545 SQ FT – TAILORED FOR GROWTH

Situated on Greenland Road, Sheffield Trade Park offers excellent access to the M1 and city centre, with high vehicle traffic ideal for businesses needing strong transport links.

Consisting of 12 expectionally well-positioned newly constructed trade counter, industrial and drive thru retail units extending to a total of 172,944 sq ft. These units have been meticulously designed to meet the needs of modern businesses, providing flexible and versatile spaces that can be adapted to suit a wide range of commercial activities.

Occupiers including Costa Coffee drive thru, Wolseley Heating & Plumbing, Headlam Flooring, Auto Windscreens, Formula One Autocentres & Paragon already occupy the estate with remaining availability ranging from 3,035 sq ft to 4,545 sq ft.



- UNIT 4A | TO LET | 4,545 SQ FT
- UNIT 4B | YOUR OWN BRAND GOLF
- UNIT 4C | ADI GLOBAL
- UNIT 4D | HEADLAM
- UNIT 4E | TO LET | 3,035 SQ FT

SHEFFIELD TRADE PARK: HIGH-PROFILE LOCATION NEAR MAJOR BRANDS AND KEY TRANSPORT LINKS

Sheffield Trade Park sits in an established and popular trade counter location with notable names being in close proximity such as Edmundson Electrical, Travis Perkins, Wolseley and Yesss Electrical amongst others.

The park also benefits from being positioned in a highly prominent elevated corner plot fronting onto Greenland Road (A6102). Sheffield Trade Park is strategically located 1 mile from the Sheffield Parkway (A57), less than 2 miles from J34 of the M1 motorway and 3 miles east of Sheffield City Centre.



c.29,000 **PASSING VEHICLES
PER DAY**

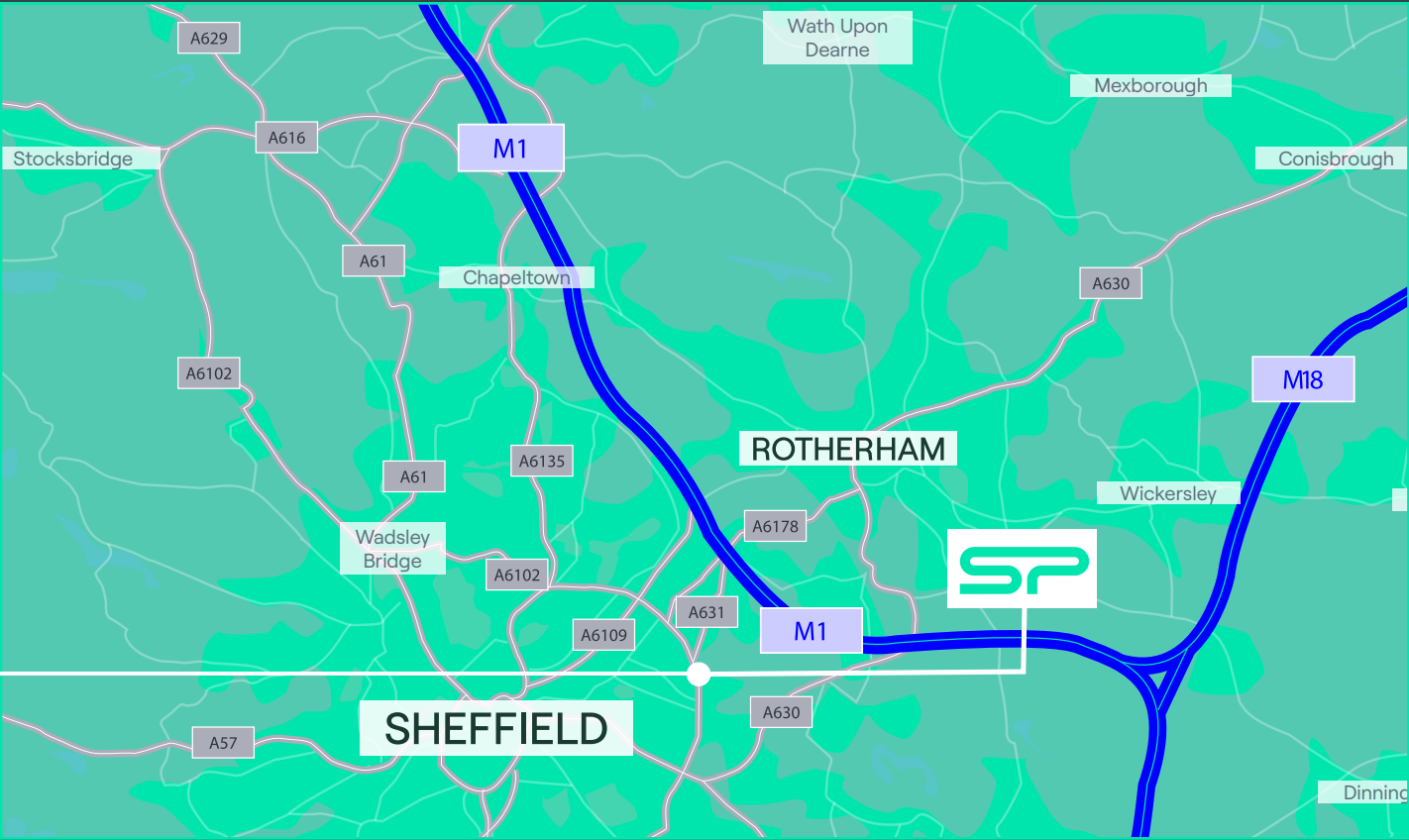


74.2% **ECONOMICALLY
ACTIVE IN THE SHEFFIELD AREA**



>2.8M **POPULATION
WITHIN 25 MILE RADIUS**

Sources: ONS, Nomis



	Miles	Time
Sheffield Parkway	1 miles	3 mins
M1 J34	1.7 miles	4 mins
Sheffield City Centre	3 miles	10 mins

	Miles	Time
Rotherham	4 miles	7 mins
M1 J33	4 miles	7 mins
Leeds	32 miles	35 mins

SHEFFIELD'S NEW PREMIER TRADE SCHEME

AVAILABLE UNITS FROM 3,035 TO 4,545 SQ FT

The accommodation provides the following Gross Internal Floor Areas:

UNIT	STATUS	SQ M	SQ FT
Unit 1 A&B	LET - Paragon	-	-
Unit 2	LET - Wolseley UK Ltd	-	-
Unit 3	LET - Co-op	-	-
Unit 4A	AVAILABLE NOW	422.2	4,545
Unit 4B	LET - Your Own Brand Golf	-	-
Unit 4C	LET - ADI Global	-	-
Unit 4D	LET - Headlam Group Plc	-	-
Unit 4E	AVAILABLE NOW	282.0	3,035
Drive Thru	LET - Costa	-	-
Unit 5A	LET - Formula 1 Autocentres	-	-
Unit 5B	LET - Auto Windscreen Services	-	-



M1 J34 4 MINS / 1.7 MILES

A6102 / GREENLAND ROAD

M1 J33 7 MINS / 4 MILES



EXTENSIVE FRONTAGE
ONTO GREENLAND
ROAD (A6102)



8M CLEAR
INTERNAL EAVES
HEIGHT



LEVEL ACCESS
LOADING DOORS



INSULATED CLADDING
SYSTEM TO ALLOW
FOR TEMPERATURE
CONTROL



37KN/M2
FLOOR LOADING



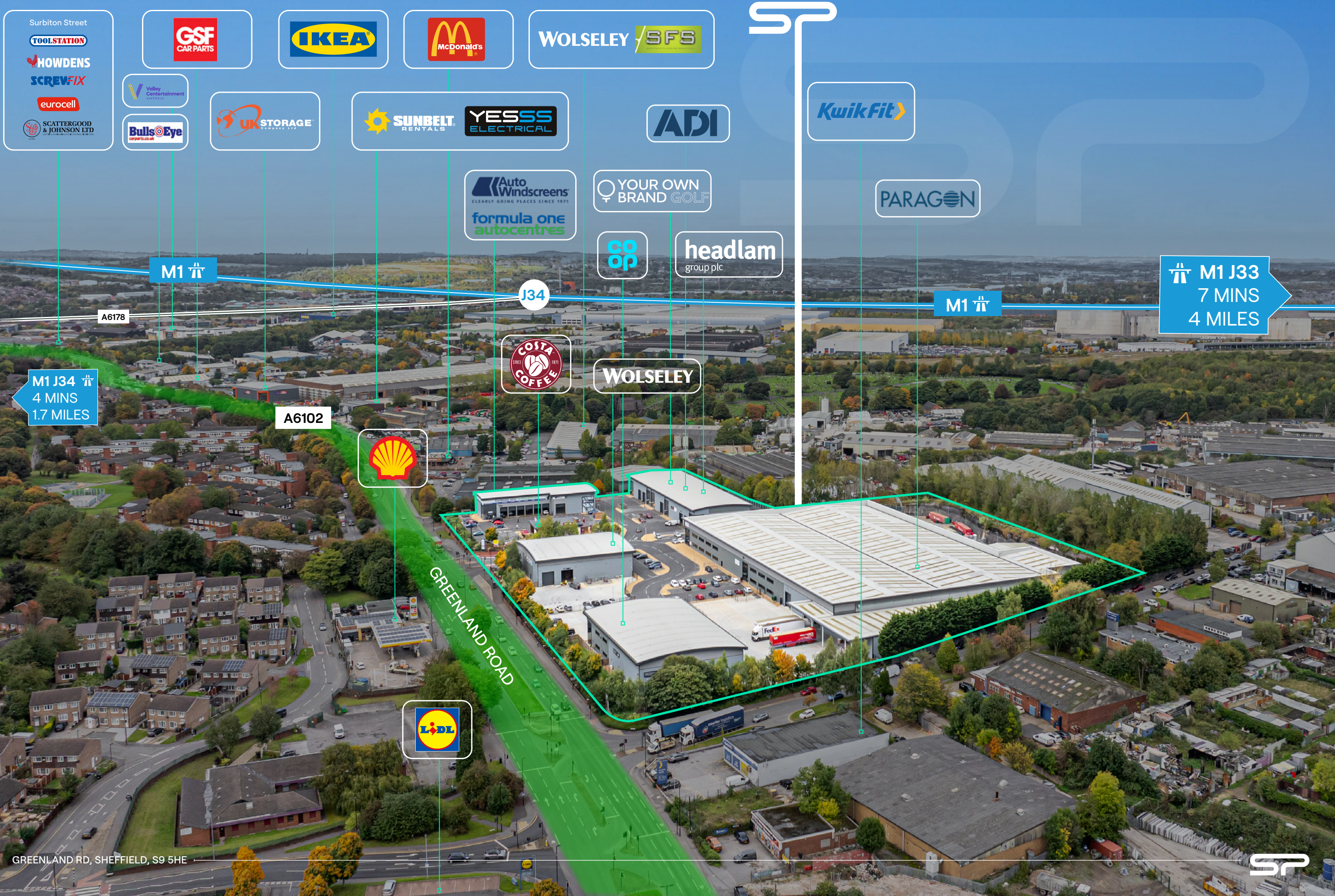
EPC A
RATING



BREEAM
VERY GOOD



DEDICATED PARKING
TO EACH UNIT





formula one
autocentres



UNIT 4E



Page 06



UNIT 4A - 4E



COSTA

GREENLAND RD, SHEFFIELD, S9 5HE



UNIT 4A



HARLEYFORD
CAPITAL

LEASE TERMS

Units are available to lease on full repairing and insuring terms. For further information and the rent payable, please contact the joint agents below.

BUSINESS RATES

Available on request.



HARRY ORWIN-ALLEN

+44 7467 912 623

Harry.Orwin-Allen@knightfrank.com

REBECCA SCHOFIELD

+44 7776 172 123

Rebecca.Schofield@knightfrank.com

NorthCap

MAX PICKERING

+44 7835 059 363

mp@northcap.co.uk

DISCLAIMER PROPERTY DETAILS: These particulars, whilst believed to be accurate are set out as a general outline only for guidance and do not constitute any part of an offer or contract. Intending purchasers should not rely on them as statements or representation of fact, but must satisfy themselves by inspection or otherwise as to their accuracy. We have not carried out a detailed survey nor tested the services, appliances and specific fittings. Room sizes should not be relied upon for carpets and furnishings. The measurements given are approximate. No person in this firm's employment has the authority to make or give any representation or warranty in respect of the property.

Designed and created by *Eighty* www.eighty.studio