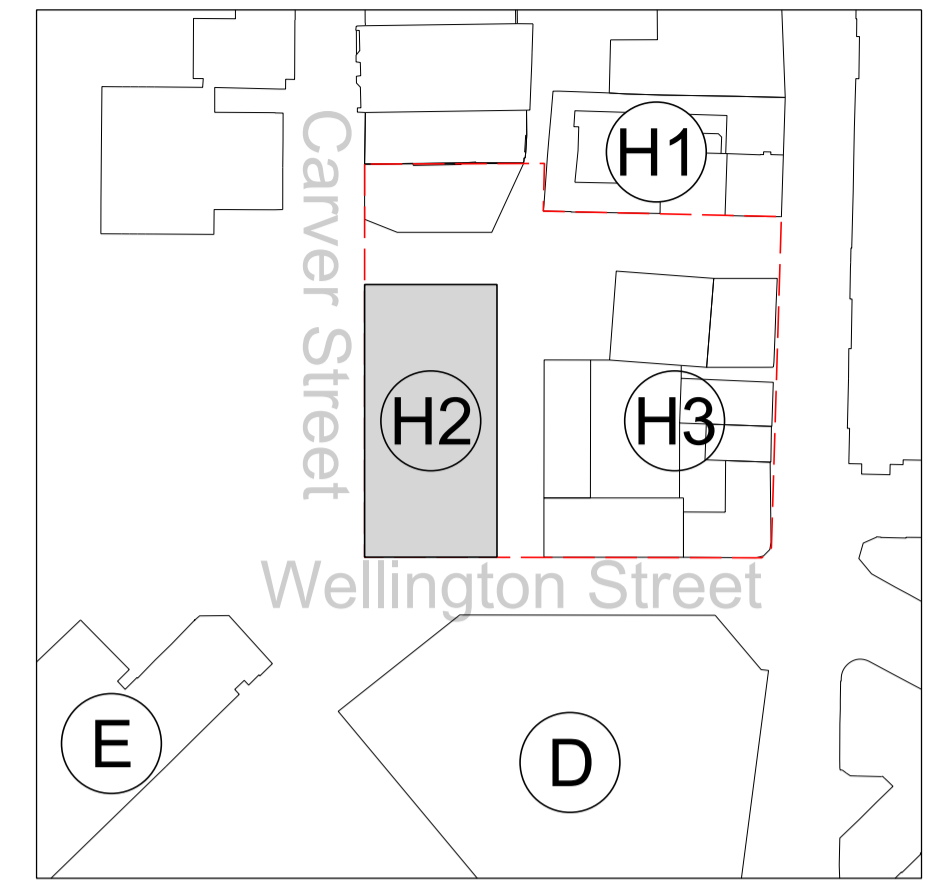
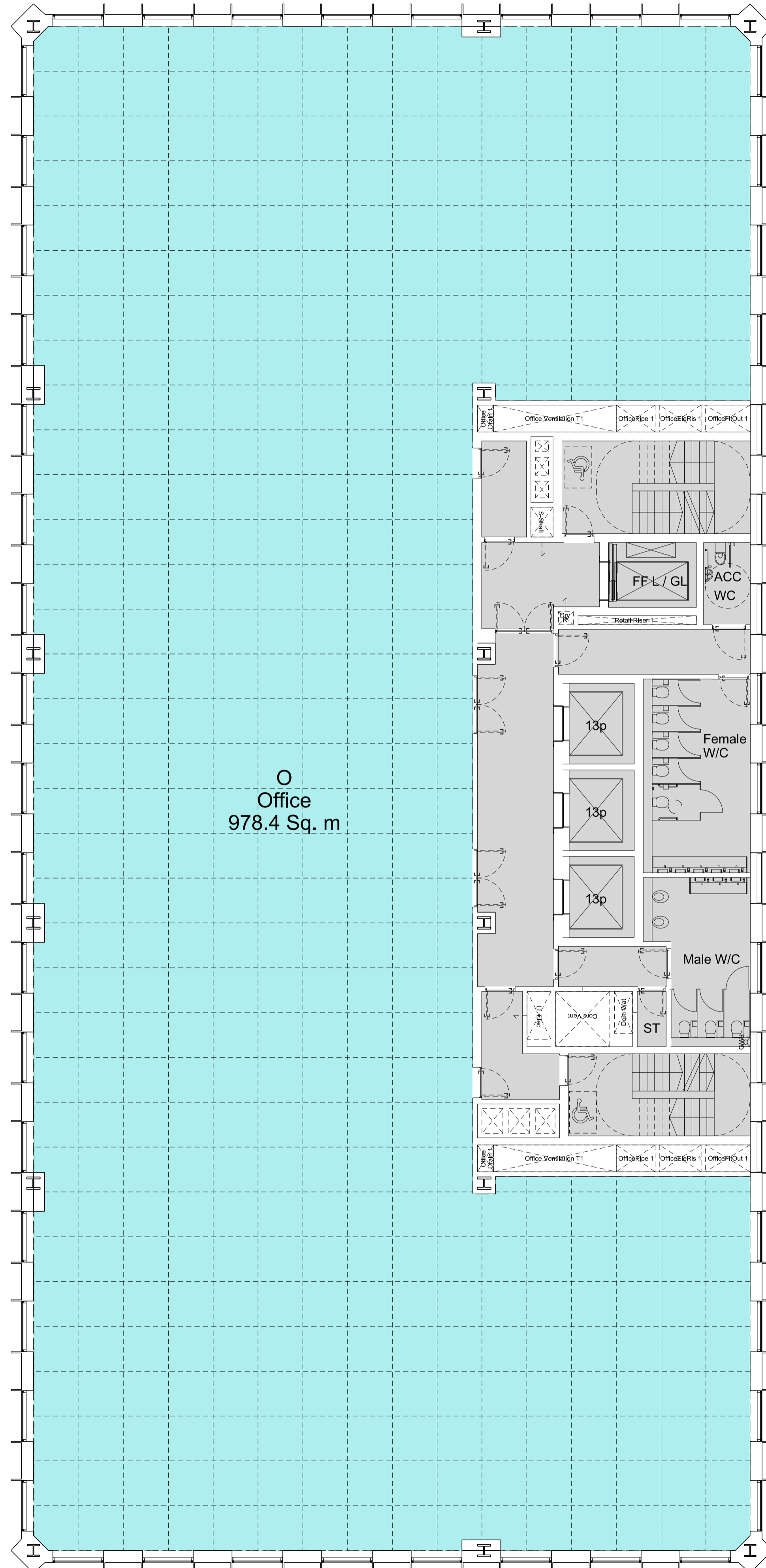


When this drawing is issued in .DWG format it is an uncontrolled version issued to enable the recipient to prepare their own documents/ models/ drawings for which they are solely responsible. It is based on background information current at the time of issue. Feilden Clegg Bradley Studios LLP accepts no liability for any such alterations or additions to or discrepancies arising out of changes to such background information which occur to that information after it is issued by Feilden Clegg Bradley Studios LLP.



CARVER STREET



WELLINGTON STREET

01 PLAN - Block H2 Indicative Typical Level Plan
SCALE 1:100 @ A1

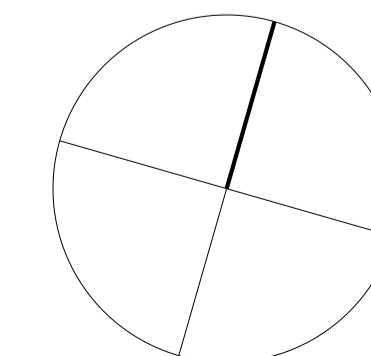
General Note:

Dimensions are not to be scaled from this drawing. All discrepancies in this drawing are to be reported to Feilden Clegg Bradley Studios.

Drawing only to be used for the purposes it was issued for.

Do not modify any element of this CAD drawing. This drawing is copyright.

- | Entrance Arrow Key | | Use Key | |
|--------------------|------------------------|---------|--------------|
| | Retail / F&B Entrance | | Retail / F&B |
| | Office Entrance | | Office |
| | Fire Fighting Entrance | | BOH |
| | BOH Entrance | | |
| | Final escape location | | |



FeildenCleggBradleyStudios
LLP
Bath Brewery
Toll Bridge Road
Bath BA1 7DE
t 01225 852545
f 01225 852528
e bath@fcbstudios.com

06	Information Issued for letting brochure	17/09/19
05	Amended to suit cycle stair to basement below	28/08/19
04	Co-Ordination with M&E	27/08/19
03	CMS Commentary and Access added	30/05/19
02	Issued in STAGE 2 REPORT	07/05/19
01	Issued for INFORMATION	29/04/19
00	First issue. Issued for INFORMATION	18/04/19
	Amendment	Date

Job/Drawing No	Amendment
1972/SK/0011	Rev 06

Block H2 Indicative Typical Level Plan	Scale	1:100 (1:200 @ A3)
	Date	April 2019
	Drawn	Group AW

Do not scale All dimensions to be checked on site

Original printed at A1