


AREA PLAN

CHARTA HOUSE

Church Street, STAINES-UPON-THAMES, TW18

Ground Floor

IPMS3 Office Area Plan


	IPMS 3	164.2 sq m	1767 sq ft
-------------------------------------------------------------------------------------	---------------	-------------------	-------------------

LIMITED USE AREAS

The following areas are 'Limited Use' Areas within the TOTAL Area:

	Internal Dominant Face (IDF)	2.4 sq m	26 sq ft
	Structure	0.4 sq m	4 sq ft


Net Internal Area

	NIA	161.4 sq m	1737 sq ft
-------------------------------------------------------------------------------------	------------	-------------------	-------------------

The following has been EXCLUDED from the TOTAL NIA:

	Common Reception	19.9 sq m	214 sq ft
--	-------------------------	------------------	------------------

Gross Internal Area

	GIA	226.6 sq m	2439 sq ft
---------------------------------------------------------------------------------------	------------	-------------------	-------------------

Notes:

 Floor to Ceiling Height (Metres)

A dashed line denotes assumed - no access at time of survey.

This drawing indicates the extent of the areas quoted, produced to an accuracy commensurate with standard presentation scales. It is held in a scaled digital CAD format.

Dwg No. LF3630-AREA-G

Issue A October 2021

Scaled for presentation - 1:100 @ A3

Lane & Frankham

info@laneandfrankham.com / +44(0)20 3714 7063 / www.laneandfrankham.com

