



# To Let

**Flexible fully fitted Grade A office available on a short term basis. Vision Park is an established research park in the heart of Cambridge.**

- Fully fitted CAT B office
- Flexible sub-lease terms available
- Self-contained floor set in a secure building within a landscaped research and development park
- Good car parking and excellent transport links
- Vision Park is situated approximately 2 miles to the North of Cambridge city centre, adjacent to the beautiful village of Histon

## Second Floor

Sovereign House, Chivers Way, Vision Park,  
Cambridge, Histon, CB24 9BZ

---

**12,120 sq ft**


1,125.98 sq m

---

**Reference: #144984**

# Second Floor

Sovereign House, Chivers Way, Vision Park, Cambridge, Histon, CB24 9BZ



### Description

A fully fitted Grade A self contained office suite available in one of the major research parks in Cambridge. Flexible lease terms available and best suited to a fast growing company looking for swing space or expansion space. Available now.

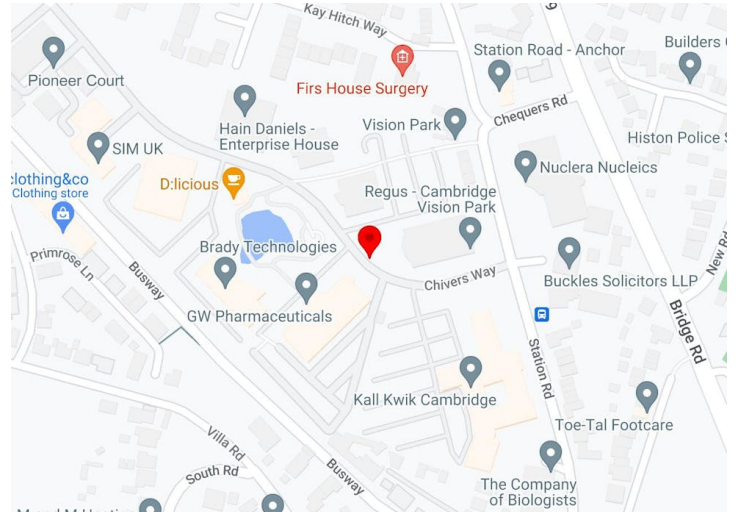

### Accommodation

The accommodation comprises the following areas:

Name	sq ft	sq m	Availability
2nd - Fully fitted Grade A	12,120	1,125.98	Available
Total	12,120	1,125.98	

# Second Floor

Sovereign House, Chivers Way, Vision Park, Cambridge, Histon, CB24 9BZ



## Location

Vision Park is situated approximately 2 miles to the North of Cambridge city centre, adjacent to the beautiful village of Histon.

The Park is accessible from Junction 32 of the A14, with Newmarket 14 miles east and Huntingdon 19 miles north west. Junction 31a of the A14 is less than five miles drive to the west, in turn connecting to the M11.

The Cambridge Guided Bus also serves the park with direct links to Cambridge North station (6 mins) and Cambridge Main station (17 mins).

## Matthew Parry

0203 805 6945 | 07525 907152

matthew.parry@jll.com

## Zara Trower

07596316634

zara.trower@jll.com



