

OFFICE, RETAIL | TO LET / FOR SALE



THE GHERKIN, 30 ST. MARY AXE, LONDON, EC3A 8BF

750 SQ FT (69.68 SQ M)





ACCOMMODATION

| NAME | SQ FT | SQ M | AVAILABILITY |
|-------|-------|-------|--------------|
| 10th | 750 | 69.68 | Available |
| Total | 750 | 69.68 | |

SERVICE CHARGE

£5 per sq ft

LEASE

Assignment

RENT

£70 per sq ft

PRICE

Price on application

POSSESSION

The property is immediately available following the completion of legal formalities.

POSSIBLE USE CLASSES

Class E - Commercial, Business and Service

ANTI MONEY LAUNDERING

The successful applicant will be required to provide two forms of ID and proof/source of funds, to satisfy anti-money laundering protocols.

VIEWINGS

Viewings are strictly via the letting agent Siddall Jones.

CONTACT



Chris Hill

07777777777

chris.h+user@kato.app



Michael Avery

01344 422 222 | 07590

539220

michael+user@tlgd.co.uk



Katie Searle

020 3772 8898

katie+user@kato.app



Jane Osborne

020 3772 8898 |

07411440013

jane+user@kato.app

The above information contained within this brochure is subject to contract. These particulars are for general information only and do not constitute any part of an offer or contract. All statements contained therein are made without responsibility on the part of the vendors or lessors and are not to be relied upon as statement or representation of fact. Intending purchasers or lessees must satisfy themselves, by



THE GHERKIN



THE SHAPE
OF THINGS
TO COME



A VIEW TO TAKE YOUR BREATH AWAY

“ARGUABLY THE MOST
IMPORTANT 21ST CENTURY
LANDMARK IN LONDON”


FOSTER + PARTNERS



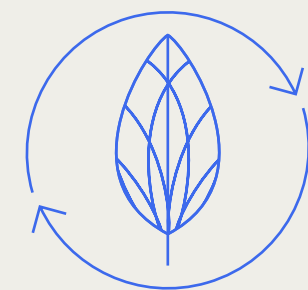
A SHAPE OF ELEGANT SIMPLICITY

The Gherkin's unmistakable silhouette holds an undeniable presence on the London skyline. As the instantly recognisable symbol of the City, this is the place where you define who you are.

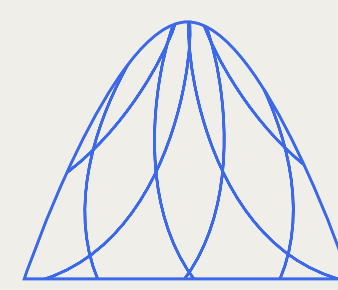
204,000 sq ft of fully fitted Cat A+ workspace, sky-high restaurant and bar, and an iconic address recognised across the globe. Perfectly positioned right where world-leading blue chip companies call home.



ARCHITECTURAL
ICON



100%
RENEWABLE
ENERGY



EVENT
SPACE

KEY FEATURES

- ◇ Space delivered fully fitted and tailored to your needs
- ◇ From 12,226 to 204,114 sq ft of flexible floor space available
- ◇ Floor to ceiling height 2.75m
- ◇ 24/7 management and security
- ◇ Top floor restaurant and bar
- ◇ Event space and private dining rooms for hire
- ◇ New end of journey facilities planned
- ◇ On-floor showers
- ◇ Wiredscore Platinum
- ◇ Sun-responsive automated blinds
- ◇ Independent fresh air supply for each floor
- ◇ Dual power supply
- ◇ Smart building analytics



IT'S TIME TO STAND OUT

In a groundbreaking building known the world over for doing exactly the same.



ICONIC AMENITIES



THE STERLING – RESTAURANT & BAR

THE
STERLING



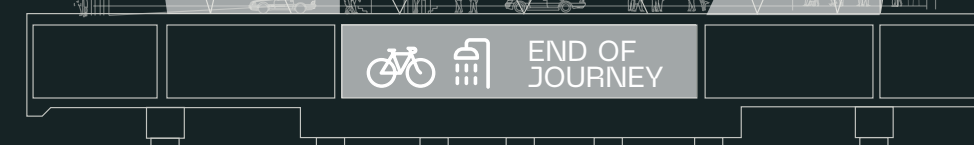
SEARCYS AT THE GHERKIN

SEARCYS – RESTAURANT / BAR / PRIVATE DINING / EVENTS



NOTES – COFFEE SHOP & WINE BAR

notes



AVAILABILITY

SEARCYS
AT THE GHERKIN

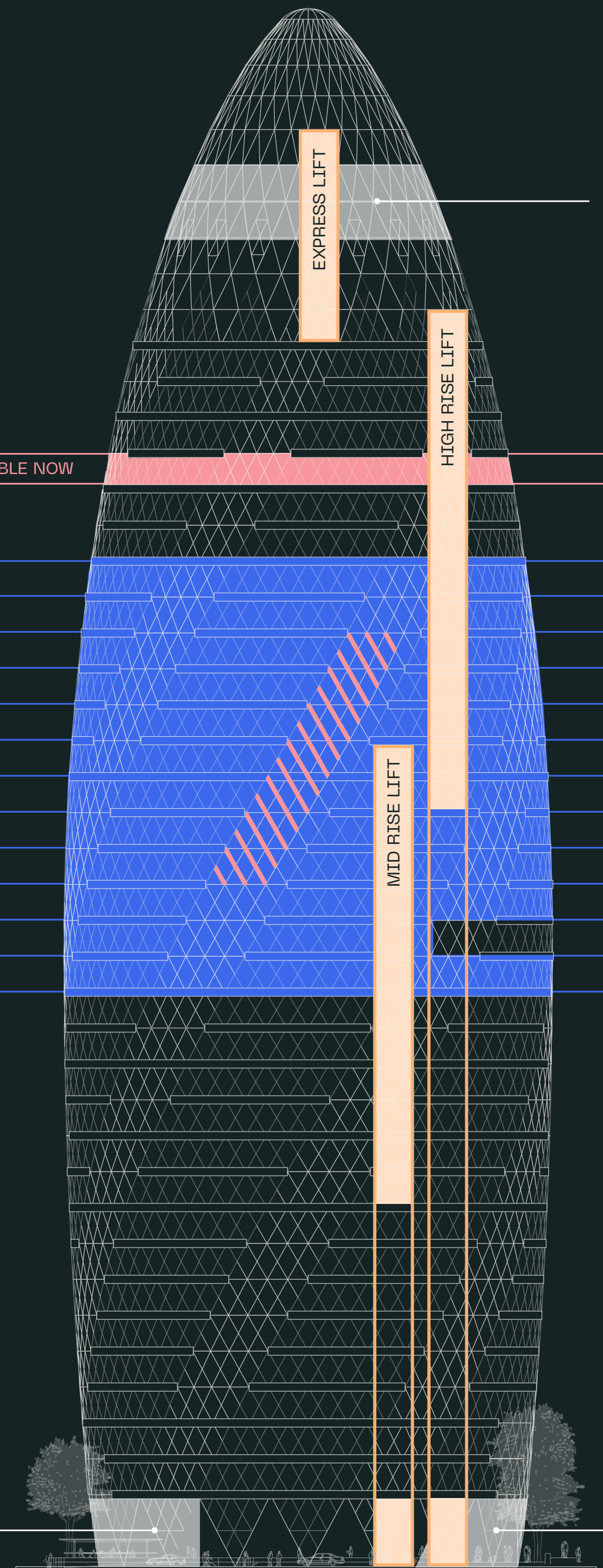
LEVEL 19 TO 26

EXISTING ACCOMMODATION STAIRS
(REPRESENTATION ONLY)

| | |
|------------------------|---------------|
| LEVEL 30 AVAILABLE NOW | 12,226 SQ FT |
| LEVEL 27 | 13,896 SQ FT |
| LEVEL 26 | 14,821 SQ FT |
| LEVEL 25 | 15,155 SQ FT |
| LEVEL 24 | 15,241 SQ FT |
| LEVEL 23 | 16,059 SQ FT |
| LEVEL 22 | 17,878 SQ FT |
| LEVEL 21 | 16,339 SQ FT |
| LEVEL 20 | 16,684 SQ FT |
| LEVEL 19 | 16,953 SQ FT |
| LEVEL 18 | 17,071 SQ FT |
| LEVEL 17 | 12,233 SQ FT |
| LEVEL 16 | 19,558 SQ FT |
| TOTAL | 204,114 SQ FT |

LEVEL 21 & 22

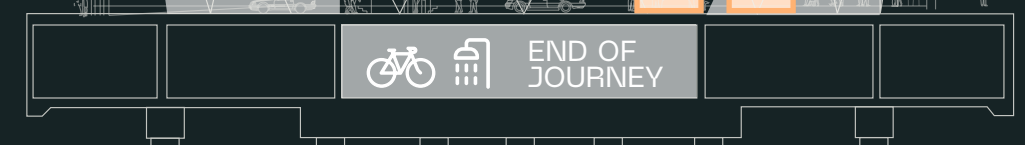
LIFT TRANSFER FLOORS



7 THE GHERKIN

THE
STERLING

notes



SPACE TO CONNECT

LOBBY



ENTRANCE



THE STERLING BAR



NOTES

A lobby and reception area dotted with greenery creates a calming welcome. Elegant bar The Sterling and bustling coffee shop Notes sit on the ground floor too where there's al fresco space for a seat in the summer sun.





SEARCYS IRIS BAR



SEARCYS RESTAURANT

SKY-HIGH DINING

The Searcys Helix restaurant at the top of the tower serves a celebration of British cuisine paired with show-stopping panoramic views across London. Entertain clients with afternoon tea and dinner, or hire the space for your own exclusive events.

40
Storeys high

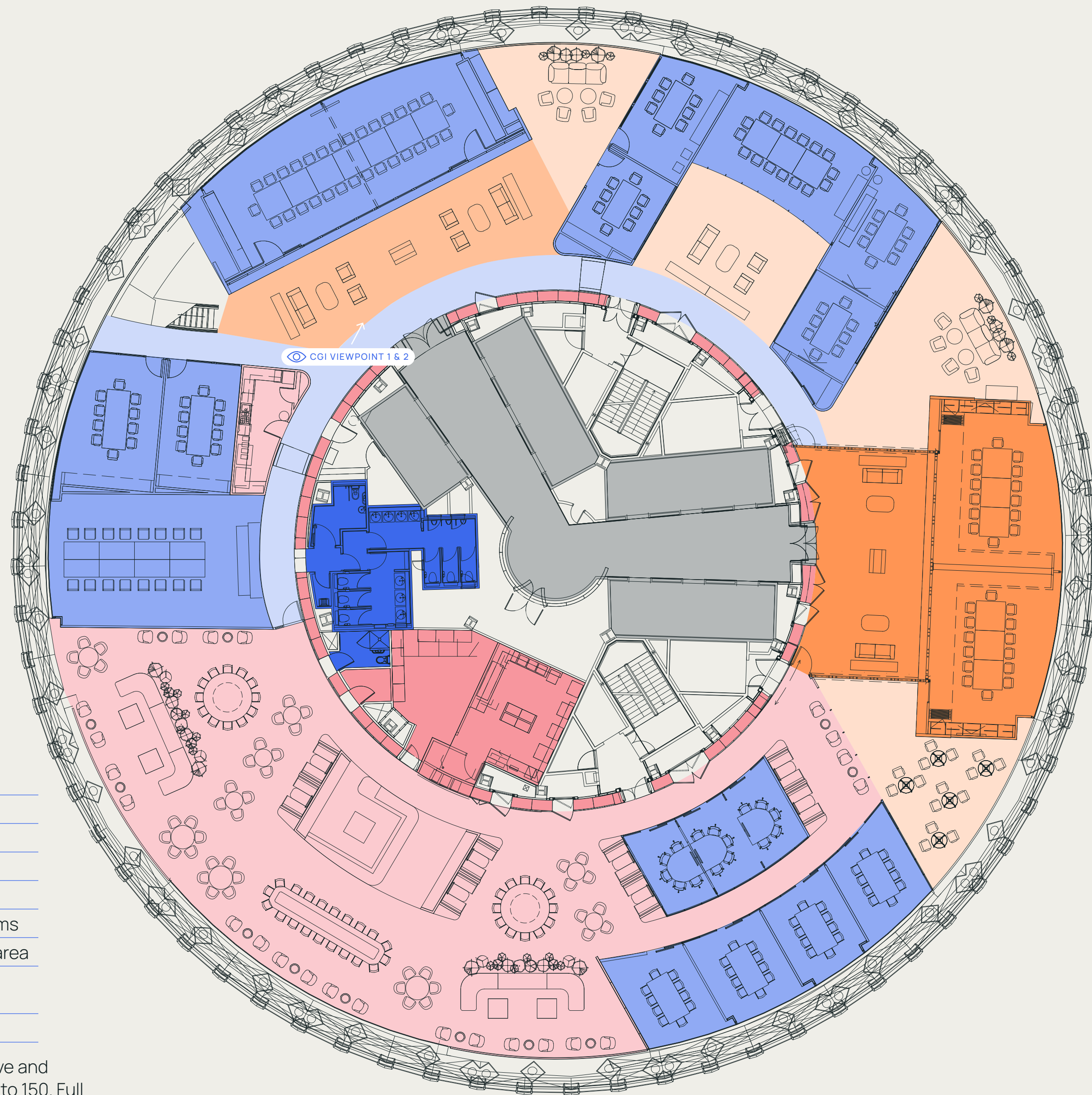

360°
Panorama views

5
Private dining rooms



A GLOBAL CAPITAL AT YOUR FEET

VIEW FROM LEVEL 22



- Office / Meeting Rooms
- Collaboration Spaces
- Reception / Welcome Lounge
- Flexible Meeting Room + Event Space
- Teapoint / Breakout
- Facility Spaces
- WCs and Shower Rooms
- Open Space
- Lifts + Circulation

Total space

17,878 SQ FT

| No. | Description |
|-----|--|
| 3 | 5p VC rooms |
| 4 | 8p meeting rooms |
| 6 | 10p meeting rooms |
| 1 | 16p boardroom |
| 4 | 14p flexible meeting rooms |
| 2 | Meet + greet reception area |
| 4 | Informal seating / collaborative space |
| 1 | Back of house tea point |

General staff cafe, collaborative and informal lounge spaces for up to 150. Full catering kitchen, store, shower and servery.

LEVEL 22

POSSIBLE CLIENT SUITE LAYOUT – OPTION 1

*LAYOUT ASSUMES ADJUSTMENT TO EXISTING FITOUT





POSSIBLE LAYOUTS AND VISUALS ILLUSTRATE MATERIAL AND PHYSICAL CHANGES THAT CAN BE DEVELOPED AND TAILORED TO YOUR COMPANY'S NEEDS. CGI FOR INDICATIVE PURPOSES ONLY.

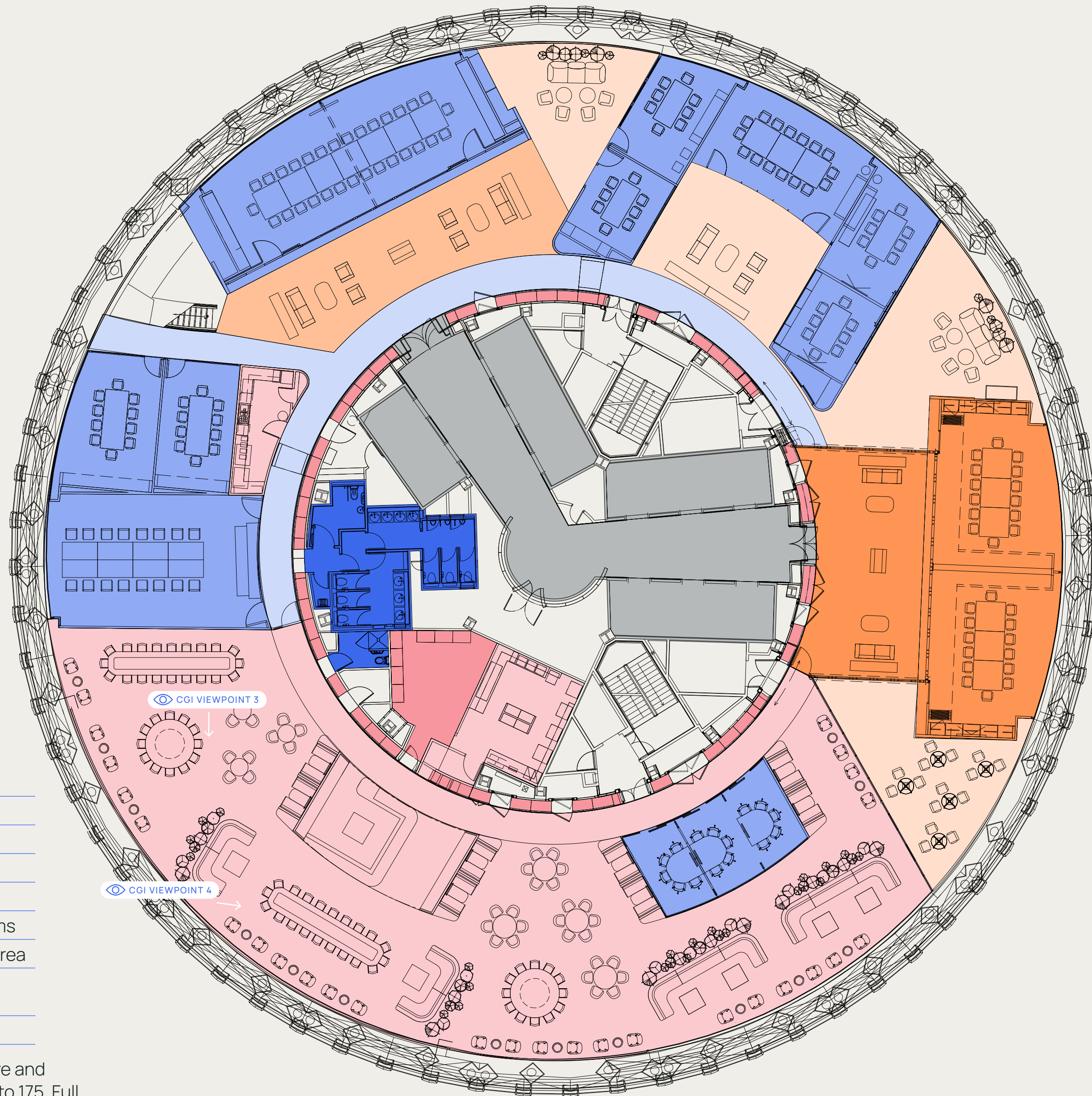





FROM OFFICE HOURS TO AFTER-HOURS

Flexible spaces can switch effortlessly
to client entertaining and back again





- Office / Meeting Rooms
- Collaboration Spaces
- Reception / Welcome Lounge
- Flexible Meeting Room + Event Space
- Teapoint / Breakout
- Facility Spaces
- WCs and Shower Rooms
- Open Space
- Lifts + Circulation

Total space

17,878 SQ FT

| No. | Description |
|-----|--|
| 3 | 5p VC rooms |
| 4 | 8p meeting rooms |
| 2 | 10p meeting rooms |
| 1 | 16p boardroom |
| 4 | 14p flexible meeting rooms |
| 2 | Meet + greet reception area |
| 4 | Informal seating / collaborative space |
| 1 | Back of house tea point |

General staff cafe, collaborative and informal lounge spaces for up to 175. Full catering kitchen, store, shower and servery

LEVEL 22

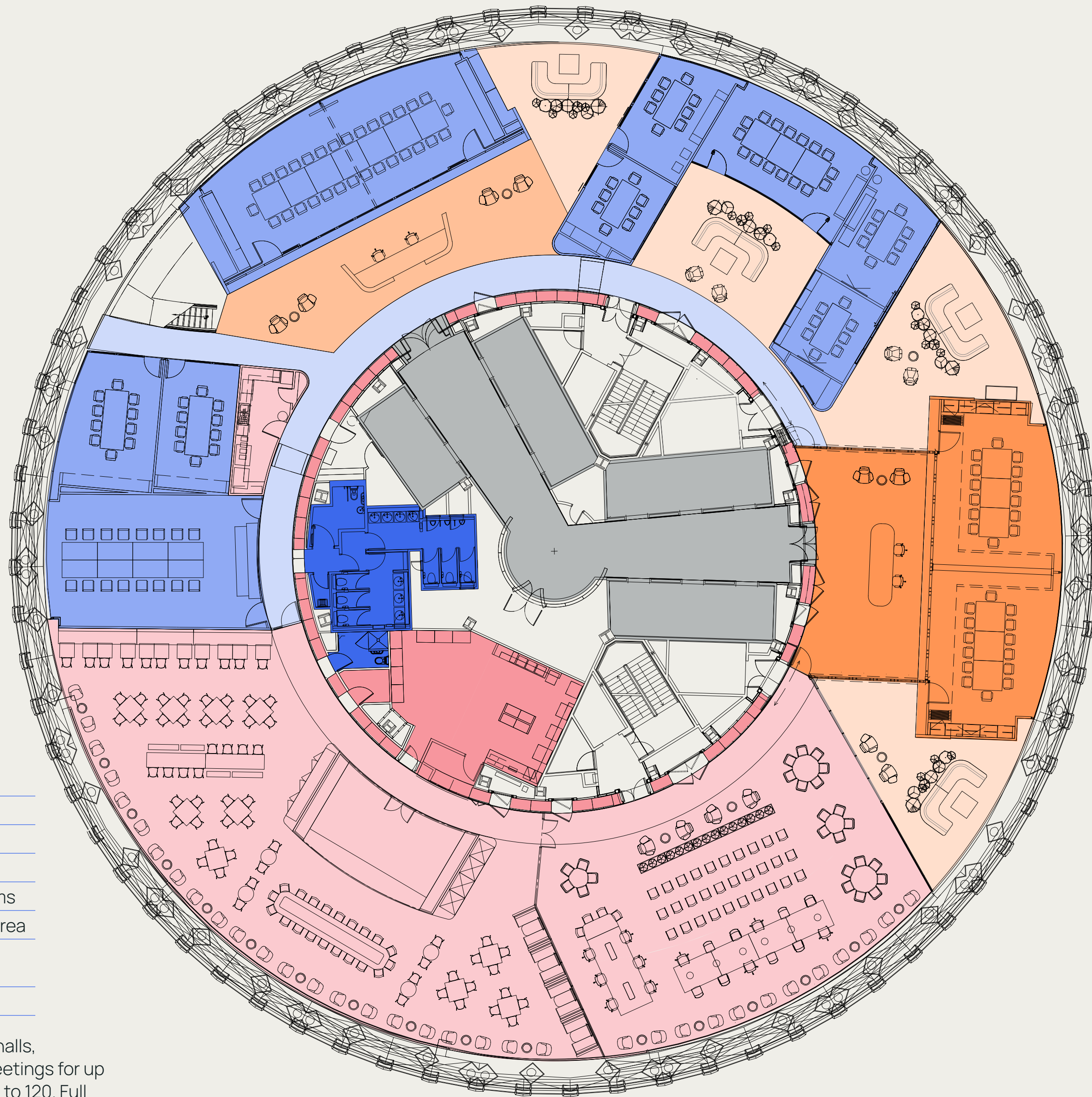

POSSIBLE CLIENT SUITE LAYOUT – OPTION 2

*LAYOUT ASSUMES ADJUSTMENT TO EXISTING FITOUT









- Office / Meeting Rooms
- Collaboration Spaces
- Reception / Welcome Lounge
- Flexible Meeting Room + Event Space
- Teapoint / Breakout
- Facility Spaces
- WCs and Shower Rooms
- Open Space
- Lifts + Circulation

Total space

17,878 SQ FT

| No. | Description |
|-----|--|
| 4 | 8p meeting rooms |
| 2 | 10p meeting rooms |
| 1 | 16p boardroom |
| 4 | 14p flexible meeting rooms |
| 2 | Meet + greet reception area |
| 4 | Informal seating / collaborative space |
| 1 | Back of house tea point |

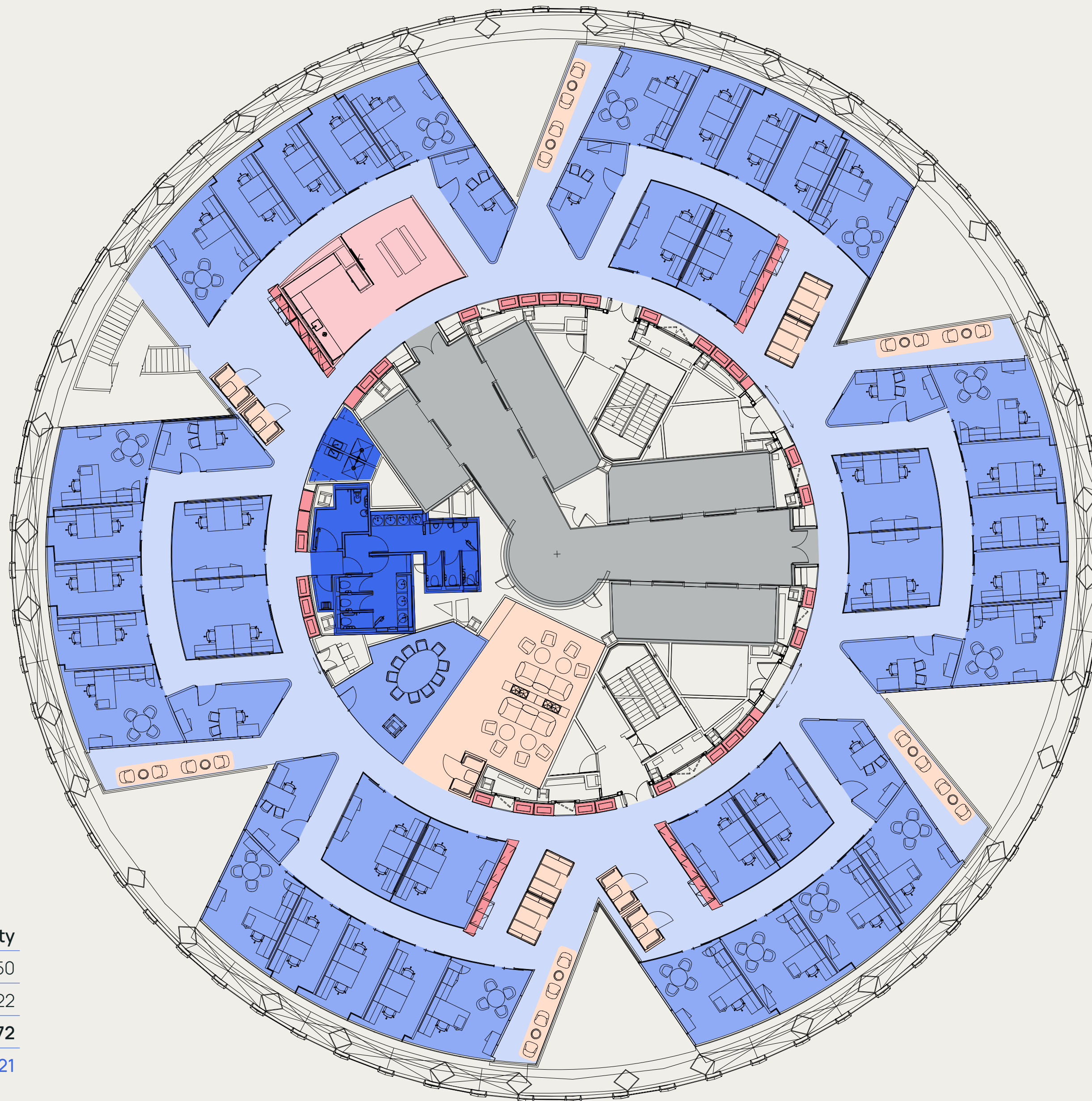

Multi purpose space for town halls, presentations and informal meetings for up to 60. General staff cafe for up to 120. Full catering kitchen, store, shower and servery

LEVEL 22

POSSIBLE CLIENT SUITE LAYOUT – OPTION 3

*LAYOUT ASSUMES ADJUSTMENT TO EXISTING FITOUT





- Office / Meeting Rooms
- Collaboration Spaces
- Reception / Welcome Lounge
- Flexible Meeting Room + Event Space
- Teapoint / Breakout
- Facility Spaces
- WCs and Shower Rooms
- Open Space
- Lifts + Circulation

Total space

16,339 SQ FT

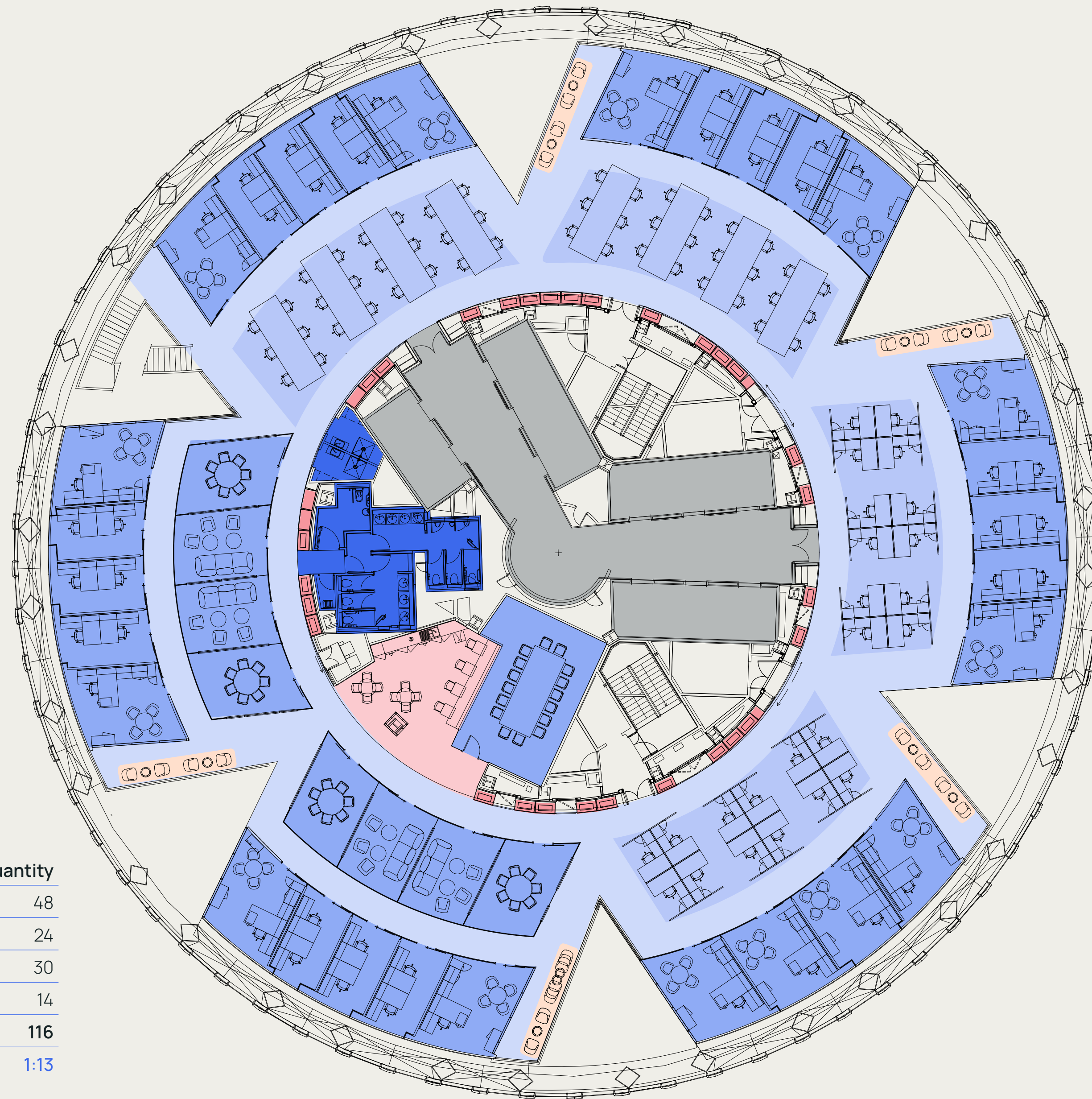

| | Type | Quantity |
|--------------------------|------|-------------|
| 2p office | 25 | 50 |
| 1p office | 22 | 22 |
| Total | | 72 |
| Occupancy Density | | 1:21 |

*LAYOUT ASSUMES ADJUSTMENT TO EXISTING FITOUT

LEVEL 21

POSSIBLE LEGAL LAYOUT – OPTION 1





- Office / Meeting Rooms
- Open plan desks
- Collaboration Spaces
- Teapoint / Breakout
- Facility Spaces
- WCs and Shower Rooms
- Open Space
- Lifts + Circulation

Total space

16,339 SQ FT

| Type | Quantity |
|--------------------------|-------------|
| 6 desk cluster | 8 48 |
| 4 desk cluster | 6 24 |
| 2p office | 15 30 |
| 1p office | 14 14 |
| Total | 116 |
| Occupancy Density | 1:13 |

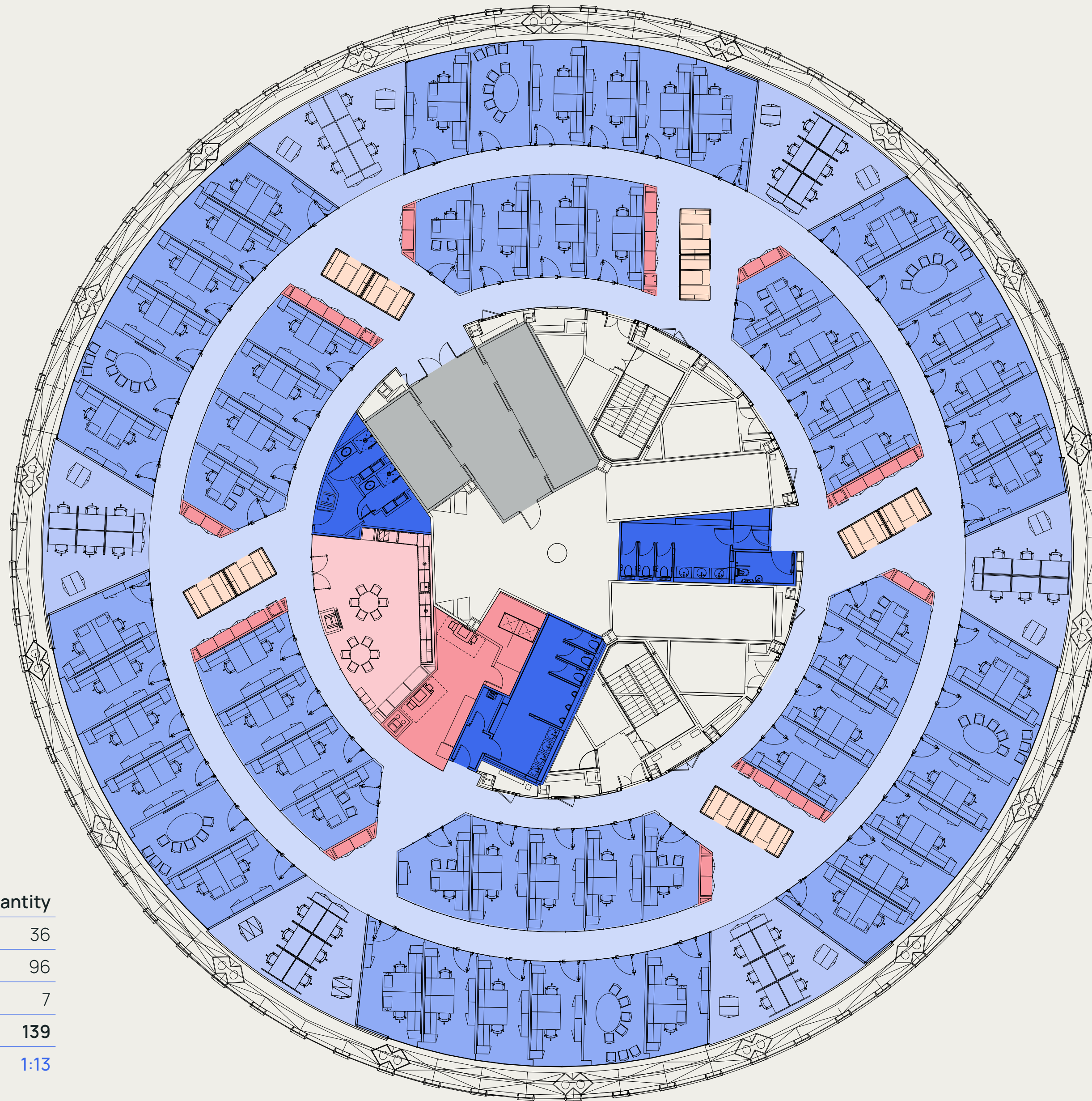

*LAYOUT ASSUMES ADJUSTMENT TO EXISTING FITOUT

LEVEL 21

POSSIBLE LEGAL LAYOUT – OPTION 2







- Office / Meeting Rooms
- Open plan desks
- Collaboration Spaces
- Teapoint / Breakout
- Facility Spaces
- WCs and Shower Rooms
- Open Space
- Lifts + Circulation

Total space

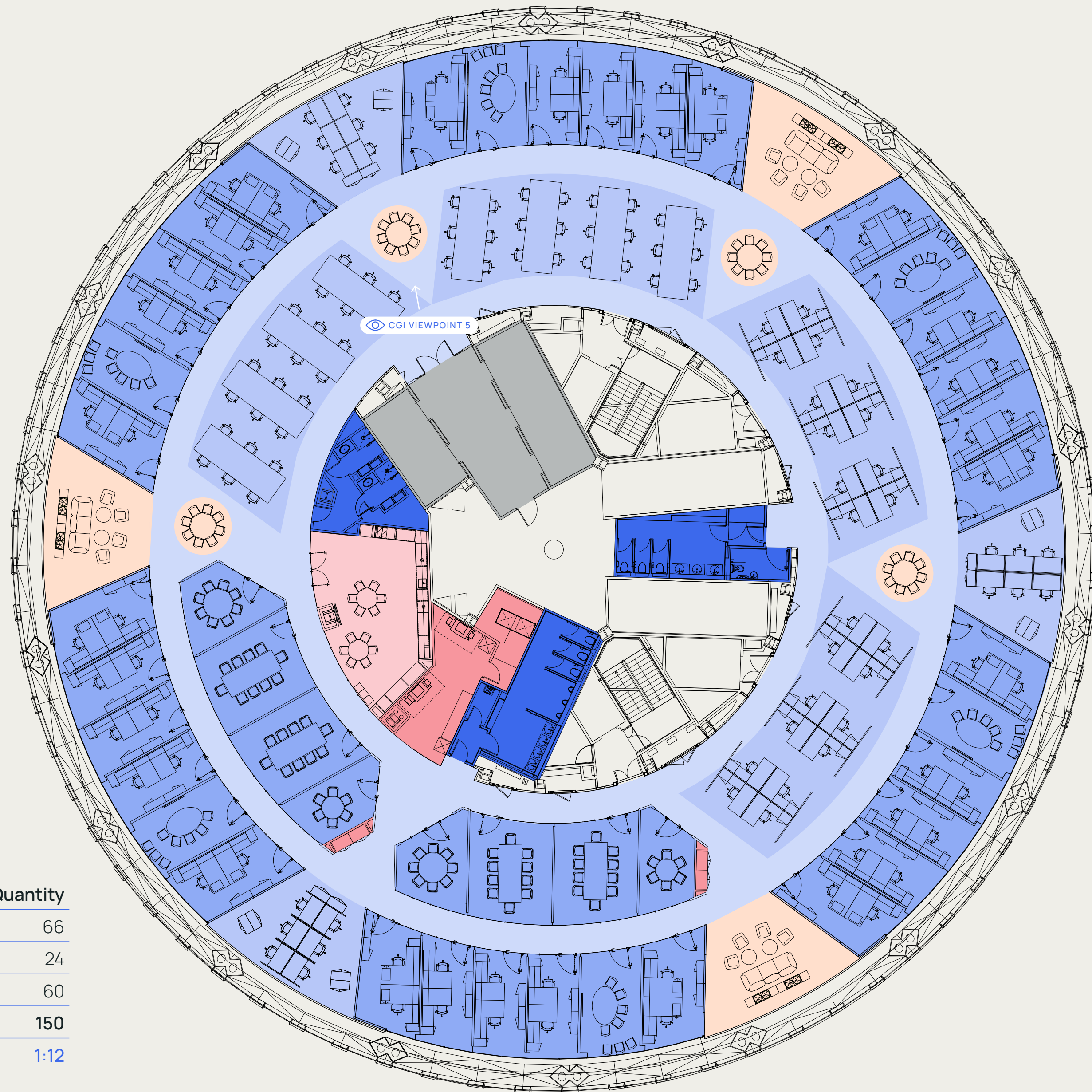

19,558 SQ FT

| | Type | Quantity |
|--------------------------|------|-------------|
| 6 desk cluster | 6 | 36 |
| 2p office | 48 | 96 |
| 1p office | 7 | 7 |
| Total | | 139 |
| Occupancy Density | | 1:13 |

*LAYOUT ASSUMES ADJUSTMENT TO EXISTING FITOUT

LEVEL **16**
 POSSIBLE LEGAL LAYOUT – OPTION 1





- Office / Meeting Rooms
- Open plan desks
- Collaboration Spaces
- Teapoint / Breakout
- Facility Spaces
- WCs and Shower Rooms
- Open Space
- Lifts + Circulation

Total space

19,558 SQ FT

| | Type | Quantity |
|--------------------------|------|-------------|
| 6 desk cluster | 11 | 66 |
| 4p desk cluster | 6 | 24 |
| 2p office | 30 | 60 |
| Total | | 150 |
| Occupancy Density | | 1:12 |

*LAYOUT ASSUMES ADJUSTMENT TO EXISTING FITOUT

LEVEL **16**
 POSSIBLE LEGAL LAYOUT – OPTION 2







Step outside and you're just a stroll from everything you need for energising breakfast meetings, relaxing lunch breaks or celebrations after-hours.

NESTLED IN A PRIME LOCATION



THE GHERKIN IS AT THE HEART OF IT ALL — MOMENTS FROM LIVERPOOL STREET AND BROADGATE.

LEADENHALL MARKET



EQUINOX



SPITALFIELDS MARKET



WATCHHOUSE

Authentic street food, fine dining, the buzz of independent markets, along with enticing bars, health and fitness destinations and luxury hotels - it's all here. An enviable location where you and your clients are always very well catered for.



EATALY



BROADGATE CIRCLE



OZONE COFFEE



COYA



SPITALFIELDS MARKET

SCARPETTA ITALIAN



SPITALFIELDS MARKET





Connected to everywhere and everyone that matters.

This is where the world's biggest players converge. Share your neighbourhood with like-minded high-performers, in a place hyper-connected to the rest of the capital and beyond.

Liverpool Street is one of four key stations only a short walk away. Catch the new Elizabeth Line there, along with all the vital tube and rail connections fanning out from the City. It's direct to Heathrow and London Stansted airports too.

| | | |
|------------------|-------|---|
| Fenchurch Street | 3 min | Circle, DLR |
| Liverpool Street | 5 min | Circle, DLR, Elizabeth Line, Great Northern, Northern, Piccadilly, Victoria |
| Aldgate | 5 min | Circle, DLR |
| Aldgate East | 9 min | Circle, DLR |
| Bank | 6 min | Circle, DLR, Elizabeth Line, Great Northern, Northern, Piccadilly, Victoria |
| Tower Hill | 8 min | Circle, DLR |





CONTACT

Anna Biggin
Anna.Biggin@cbre.com
+44 (0)7931 842 687

Sam Boreham
SamB@bh2.co.uk
+44 (0)7917 635 465

Dana Henry
Dana.Henry@cbre.com
+44 (0)7494 232 304

Daisy Walder
DaisyW@bh2.co.uk
+44 (0)7425 828 376



THE GHERKIN