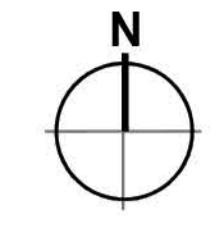



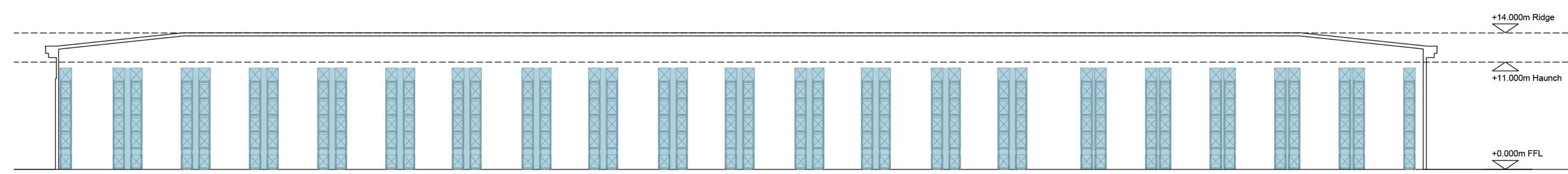
- Dimensions are in millimeters, unless stated otherwise.
 - Scaling of this drawing is not recommended.
 - It is the recipient's responsibility to print this document to the correct scale.
 - All relevant drawings and specifications should be read in conjunction with this drawing.



Wide Aisle
 PALLET
 15,456
 SPACES



12-15m
 Marshalling Zone



Wide Aisle Racking Layout Scale 1:250

rev	amendments	by	ckd	date

Evolution 27

Option 1 - Racking Layout B



Drawing Status:	Sketches
Drawn / Checked:	SJK / DEB
Date:	11/12/2019
Scale:	1:250 A1
Drawing no:	Revision:
19241 SK0002	A