








Symbol							
Explanations	Hand or Machine Washing	Do No Squeeze or Wring	Iron With Low Heat	Do Not Bleach	Do Not Tumble Dry	Dry Cleaning	Wipe by microfiber cloth

HOUDINI NON FR

Hand Washing:

- Soak fabric in a solution of 1 cup of soap powder per 5 lt. warm water. Wash fabric without rubbing.
- Use a sponge as necessary. Using a brush is strongly forbidden.
- Rinse thoroughly to remove all soap residue.
- Dry flat, lay out horizontally for drying. For Drying do not use a hair dryer or a heater for any other use.

Machine Washing:

- Machine wash in cold water(30 C°) with bleach-free detergent.
- Dry flat, lay out horizontally for drying. For Drying do not use a hair dryer or a heater for any other use.

Ironing:

- Iron with low heat from backside of your fabric.

Wipe Cleaning and Stain Removing:

- If the spilling stain is in liquid form, use absorbent cloth or paper towel immediately. Wipe the stained zone from outer limits of the stain towards center without pressing too hard.
- Prepare a solution of 1/4 cup of soap powder per 1 lt. warm water.
- Wipe the surface of the fabric by a microfiber cloth with the foam of the solution without pressing on the stained area.
- Stand the foam of the solution for 15 min on stained area for the stubborn stains.
- Rinse with a damp microfiber cloth to remove all soap residue.
- Repeat the stain removing instructions until the stain removes.
- Dry flat, lay out horizontally for drying. For drying do not use a hair dryer or a heater for any other use.