




LANDFILL EXPANSION CASE STUDY

Animex
www.animexfencing.com

USA: +1 (800) 210-9896

CAN: +1 647-725-7538

EUR: +44 1329 832 841

 /animexfencing
 @animexfencing
 /animexfencing

PROJECT INFO

Fencing Type: AMX-P30

Installation: Below Ground

Longevity: Permanent

Species: California Tiger Salamander

Client: Waste Connections

Location: Suisun City, California

SUMMARY

We installed a permanent exclusion fence with one-way escape ramps to prevent California Tiger Salamanders (*Ambystoma californiense*) from re-entering an area that was designated to be used as an extension to an existing landfill. Pitfall traps had been installed alongside the fence as part of a multi-year effort to capture, record and relocate the salamanders. The mesh fencing that was originally used had deteriorated, resulting in extensive maintenance and repairs and jeopardizing the relocation effort. The new low-profile Animex barrier ensured that salamanders were excluded during landfill expansion, while the one-way ramps allowed wildlife to exit the site.



Challenges

- Undulating terrain
- Livestock
- One-way movement



Actions

- Custom gate design
- Installation
- One-way ramps



Outcomes

- Low maintenance
- Permanent exclusion
- Allows one-way escape



WASTE CONNECTIONS
Connect with the Future