

2004 ANNUAL REPORT



THE JOINT JAPAN/WORLD BANK GRADUATE SCHOLARSHIP PROGRAM

A Capacity Building Initiative
for Developing Countries



THE WORLD BANK

WORLD BANK INSTITUTE
Promoting knowledge and learning for a better world

Table of Contents

Mission Statement	1
Message from the President	2
Message from the Vice-President, World Bank Institute	3
Program's Ties to Japan	5
Program Highlights and Achievements.....	6
Program Description	7
(a) Regular Program	8
(b) The Partnership Program.....	8
PROGRAM PERFORMANCE & IMPACT	10
(a) Performance in the Regular Program, 1987-2003	10
i. Development Themes	10
ii. Profile of Scholars, 1987-2003.....	11
(b) Program Effectiveness and Impact, 1987-1998.....	13
i. Impact on Capacity Enhancement	13
ii. Impact on Socio-Economic Development	14
iii. Costs of the Program.....	14
iv. Results, Conclusions and Recommendations of the Tracer Study VI.....	15
(c) Other Innovations and Outreach Modalities	16
i. Website and Electronic Applications.....	16
ii. Expanding the Website since 2003	16
iii. Video Conferences and Seminars	16
PROGRAM PERFORMANCE IN 2004 AND BEYOND.....	17
(a) Performance in the Regular Program in 2004.....	18
i. Profile of Applicants in 2004.....	21
ii. Reasons for rejections of applications and the lessons to be learned by prospective applicants	21
iii. Profile of Scholars in 2004	21
(b) New Developments in 2004	21
PROGRAM FINANCIAL PERFORMANCE	22
(a) Source of Funds	22
(b) Use of Funds.....	22
(c) Cost Per Scholar	22
(d) Length of Awards and the Effects on Program Financing	22
OUR SCHOLARS	23
(a) Program Administration	27
STEERING COMMITTEE 2004.....	27
DETAILED DESCRIPTION OF THE REGULAR PROGRAM	28
DETAILED DESCRIPTION OF THE PARTNERSHIP PROGRAMS.....	30
APPLICATION PROCEDURES	32
(a) The Regular Program	32
(b) The Partnership Programs.....	32

TABLES AND GRAPHS

TABLE 1 – JJ/WBGSP Scholars in Regular and Partnership Programs, 1987-2004.....	7
TABLE 2 – Partnership Programs.....	9
TABLE 3 – Development Themes 2003.....	10
TABLE 4 – Development Themes 2004.....	19
TABLE 5 – Japan's Allocation to JJ/WBGSP, FY88-FY04.....	22
FIGURE 1 – JJ/WBGSP Regular and Partnership Program Awardees, 1987-2004.....	9
FIGURE 2 – Profile of Scholars by Home Region.....	11
FIGURE 3 – Profile of Scholars by Gender.....	12
FIGURE 4 – Profile of Scholars by Average Age (as applicants)	12
FIGURE 5 – Profile of Scholars by Host Region	12
FIGURE 6 – Regular and Partnership Program Awards: Distribution by Home Region and Gender, 1987-2004	17
FIGURE 7 – Profile of Scholars by Ineligibility Criteria, 2000-2004	18
FIGURE 8 – Profile of Scholars by Parent's Education Level, 2000-2004.....	19
FIGURE 9 – Profile of Scholars by Fields of Study, 2003-2004	19
FIGURE 10 – Regular and Partnership Program Awards: Distribution by Home Region, 1987-2004	20
FIGURE 11 – Profile of Scholars by Employment Category, 2000-2004.....	20
FIGURE 12 – JJ/WBGSP Regular Program Female Awardees: Distribution by Home Region, 1987-2004	20

STATISTICAL APPENDIX

Table A1 – JJ/WBGSP Regular Program Applicants: Distribution by Region and Gender, 1987-2004.....	34
Table A2 – JJ/WBGSP Regular Program Applicants: Distribution by Region and Country, 1987-2004	35
Table A3 – JJ/WBGSP Scholarship Awards: Distribution by Region and Gender, 1987-2004.....	40
Table A4 – JJ/WBGSP Scholarship Awards: Distribution by Region and Country, 1987-2004	41



MISSION STATEMENT

The World Bank has long recognized that the development of human resources, and hence of institutions, is the most important factor in promoting sustainable economic development. The Joint Japan/World Bank Graduate Scholarship Program awards scholarships for graduate studies to well-qualified mid-career professionals, who are then expected to apply and to disseminate the newly acquired knowledge and skills in promoting the socio-economic development of their own and other developing countries.

MESSAGE FROM THE PRESIDENT



The Joint Japan/World Bank Graduate Scholarship Program now sponsors nearly 600 scholars from around the world. The program is fully funded by the Government of Japan whose generosity enabled the number of scholarships awarded during the past year to increase by 15 percent.

I would like to thank the people of Japan and their elected representatives for their continuing support of the JJ/WBGSP and the humanistic values it represents. The JJ/WBGSP scholars pursue studies in fields such as economics, education, public policy, child care, environment, public health, and agriculture—fields directly related to development and to achieving the Millennium Development Goals.

Recognizing that Africa faces many development challenges, the World Bank and the Government of Japan this year awarded more than 41 percent of the JJ/WBGSP scholarships to African mid-career professionals; and other awards have been made to African scholars by the program's four partner universities in Africa (Cocody University in Côte d'Ivoire, Yaounde II University in Cameroon, University of Ghana and Makerere University in Uganda), bringing the total number of JJ/WBGSP scholarships in the region to more than 1,200 since the program's inception.

Again let me express my deep appreciation to the people of Japan for their enormous contribution in helping to build knowledge and skills among the future leaders and decision makers of the developing world.

A handwritten signature in black ink, which appears to read "James D. Wolfensohn". The signature is fluid and cursive, with a long horizontal stroke at the end.

James D. Wolfensohn
President, The World Bank

MESSAGE FROM THE VICE PRESIDENT, WORLD BANK INSTITUTE



WBI supports the World Bank's objectives by helping develop country capacity through sustained knowledge and learning programs that address important national and global priorities. WBI has increasingly focused its attention on some of the world's poorest countries which sorely lack physical as well as human resources.

The JJ/WBGSP supports the Bank's poverty reduction goal by equipping highly qualified mid-career public sector professionals with the graduate-level knowledge and skills required to help accelerate the development process.

The program has also aligned its strategy with WBI's capacity development efforts by offering a higher percentage of scholarships to candidates from focus countries, especially those working in the public sector. This year, more than 50 percent of scholarships were awarded to applicants from these focus countries including Afghanistan, Bangladesh, Bolivia, Chad, and Vietnam.

On behalf of JJ/WBGSP alumni, scholars, and their countries, I would like to thank the Government of Japan for funding the program for the last 18 years. In that time JJ/WBGSP has awarded more than 3,200 scholarships and Japan's total contribution has exceeded US\$130 million, an impressive measure of the Japanese people's deep commitment to world development.

A handwritten signature in black ink, appearing to read 'Alut', written over a light grey rectangular background.

Frannie A. Leautier
Vice President, World Bank Institute



We, the undersigned World Bank Scholars, wish to sincerely thank the Government of Japan for offering us the scholarship that has enabled us to attend the Program in Economic Policy Management (PEPM), at Columbia University, and sharpen our policy analysis and programming skills that we are confident will be most useful to our countries on our return at the end of the summer.

PEPM Scholars 2004
Program in Economic Policy Management
Columbia University



THE PROGRAM'S TIES TO JAPAN

The Joint Japan/World Bank Graduate Scholarship Program has its origins in Japan's meteoric economic growth, and its astonishing transformation from World Bank borrower to major World Bank lender.

When Japan joined the World Bank in 1952, the postwar nation was running chronic trade deficits. The next year, in 1953, Japan borrowed \$250 million from the International Monetary Fund to tide it over hard currency shortfalls. Between 1953 and 1966, Japan borrowed \$850 million from the World Bank to develop modern highways, the bullet train system and other projects. At one point, Japan was the Bank's second largest borrower.

"We have been striving to build modern Japan as it is, by implementing appropriate economic policies," the Honorable Ryutaro Hashimoto, then Minister of Finance and later Prime Minister of Japan, explained at the World Bank-IMF annual meeting in 1989. During its development process, Japan became "fully aware of the importance of human resources."

"Japan's loans from the Bank will be fully repaid in July, 1990," Mr. Hashimoto announced. And he added, "Hoping that the developing countries will find something meaningful in this Japanese experience, I am pleased to announce that Japan is now prepared to contribute a total of about \$300 million to the Bank over a three-year period."

The World Bank Graduate Scholarship Program is supported as a part of this fund — the Policy and Human Resources Development Fund (PHRD) — a Japanese initiative to provide special assistance to strengthen human resources in developing countries.

Over the years, Japan has expanded its commitment to this endeavor. Meanwhile, it has contributed over \$130 million to the World Bank Graduate Scholarship Program (renamed the Joint Japan/World Bank Graduate Scholarship Program in 1995 to reflect Japan's central role). These funds have covered tuition, subsistence, insurance and travel costs for scholars, as well as the costs of Program administration.

Five Partnership Programs were launched in four universities in Japan starting in 1995. One, at Yokohama National University, draws on Japan's special expertise in infrastructure development. Another, at the University of Tsukuba, focuses on policy management. Three others, at Keio University, Yokohama National University, and Saitama University/GRIPS, specialize in tax policy. These initiatives augment Japan's commitment to human resources development in the developing world.

Thanks to the scholarship, I received the opportunity to obtain a highly professional qualification, developing and enriching my previous knowledge and experience in the direction I desired. The prestige of the education I was able to obtain, the overcoming of the challenges and requirements I faced, assured me of a fast-track start in my individual career and development.

Milen Veltchev
Minister of Finance
(Bulgaria)

PROGRAM HIGHLIGHTS AND ACHIEVEMENTS

- 3,265 scholarships were awarded to professionals in over 150 host universities in 32 countries during the past decade and a half, including 423 in 2004. Over 590 scholars are currently receiving financial support (Table 1).
- About two-thirds of the scholars are from humble and poor backgrounds.
- Over 72% of the scholars are experienced public servants; many have worked in high decision-making capacities.
- Scholars study in challenging socio-economic development themes, including:
 - Development Studies/Economics;
 - Public Administration/Public Policy/Management;
 - Environment;
 - Health/Childcare/Gender Studies;
 - Agriculture;
 - Infrastructure Management;
 - Information Technology; and
 - Education
- Increasing numbers of scholars are studying in higher education institutions in Europe (70%) and developing countries (7.4%).
- Further outreach and capacity building was achieved through Partnership Programs with 11 partner universities where 808 scholars have studied. Four partner universities in Africa received training and support in instituting and offering their graduate programs (Figure 1).
- 97% of award recipients have completed their degrees.
- 83% of alumni are either working in their home country (78%) or in another developing country (5%). The ratio increases to 87% if we include working in the international organizations.

PROGRAM DESCRIPTION

The Joint Japan/World Bank Graduate Scholarship Program (JJ/WBGSP) was initiated 18 years ago as part of a special Fund—the Policy and Human Resources Fund (PHRD)—set up by the Government of Japan to encourage and strengthen human resources development in less developed countries. The program mandate is to provide mid-career professionals in developing countries exposure to the latest techniques and knowledge available through graduate studies. Upon completion of their studies, the scholars are expected to return to their home countries in order to apply and to disseminate their newly acquired knowledge and skills to enhance the socio-economic development of their countries. Scholars are not eligible for employment in the World Bank and the International Monetary Fund headquarters and field offices for three years after they finish their academic studies.

The JJ/WBGSP utilizes two schemes of operation to deliver its mandate: The “Regular Program” and the “Partnership Programs.”

REGULAR PROGRAM		PARTNERSHIP PROGRAMS													Subtotal by Year	Grand Total
		Columbia	McGill	CERDI	Tsukuba	YNU- INFRA	Keio	TAX	GRIPS	Abidjan- Cocody	Yaounde II	Makerere	Ghana	Harvard		
Years																
1987	31	-	-	-	-	-	-	-	-	-	-	-	-	-	-	31
1988	59	-	-	-	-	-	-	-	-	-	-	-	-	-	-	59
1989	54	-	-	-	-	-	-	-	-	-	-	-	-	-	-	54
1990	90	-	-	-	-	-	-	-	-	-	-	-	-	-	-	90
1991	87	-	-	-	-	-	-	-	-	-	-	-	-	-	-	87
1992	105	24	-	-	-	-	-	-	-	-	-	-	-	-	24	129
1993	117	26	-	-	-	-	-	-	-	-	-	-	-	-	26	143
1994	102	24	11	11	-	-	-	-	-	-	-	-	-	-	46	148
1995	111	26	8	8	9	9	-	-	-	-	-	-	-	-	60	171
1996	116	25	-	8	-	-	5	10	-	-	-	-	-	-	48	164
1997	122	24	8	-	10	15	5	-	5	-	-	-	-	-	67	189
1998	147	23	-	-	-	-	5	10	5	6	7	6	5	-	67	214
1999	180	22	-	-	10	15	5	-	5	-	-	7	6	12	82	262
2000	277	14	-	-	-	-	5	10	5	7	7	7	7	14	76	353
2001	115	15	-	-	10	15	5	-	5	7	7	7	7	15	93	208
2002	117	14	-	-	-	-	5	5	5	7	7	7	7	9	66	183
2003	270	13	-	-	10	14	5	5	5	7	7	7	-	14	87	357
2004	357	15	-	-	-	-	5	5	5	7	-	7	7	15	66	423
Totals	2457	265	27	27	49	68	45	45	40	41	35	41	32	79	808	3265



*To the Government of Japan and
the JJ/WBGSP team,*

*I would like to express my sincerest
gratitude in granting me the JJ/WBGSP
which enabled me to pursue the Master's
in Public Administration in International
Development (MPA/ID) at Harvard
University. Thanks to the generous
financial support from the Government
of Japan, both my knowledge base and
skill set were enhanced and now I can
apply these valuable intangibles in
helping solve complex development
problems at the UNDP.*

*I would also like to extend my gratitude
to the World Bank for their assistance
and for their impeccable organization
and administrative support. Meeting Dr.
Al-Mashat and Mrs. Grossas at the
Harvard gathering in October 2002
was very important for me and the rest
of the scholars. They demonstrated all
the hard work that the World Bank team
puts into this successful program and
they also showed how much care and
interest they put into their scholars.*

Romina Bandura
Public Administration in
International Development
Harvard University (Argentina)

Regular Program

This Program is very flexible and allows the scholars from the World Bank member countries to study in any host university of World Bank member countries, except their home countries. Scholars may pursue a graduate study program in any socio-economic development field at the master's level. The study areas have mostly included economics, public policy and globalization, sustainable development, including natural resources and environmental management, agriculture and rural development, urban and regional planning, infrastructure, and health, population, and education.

The Partnership Program

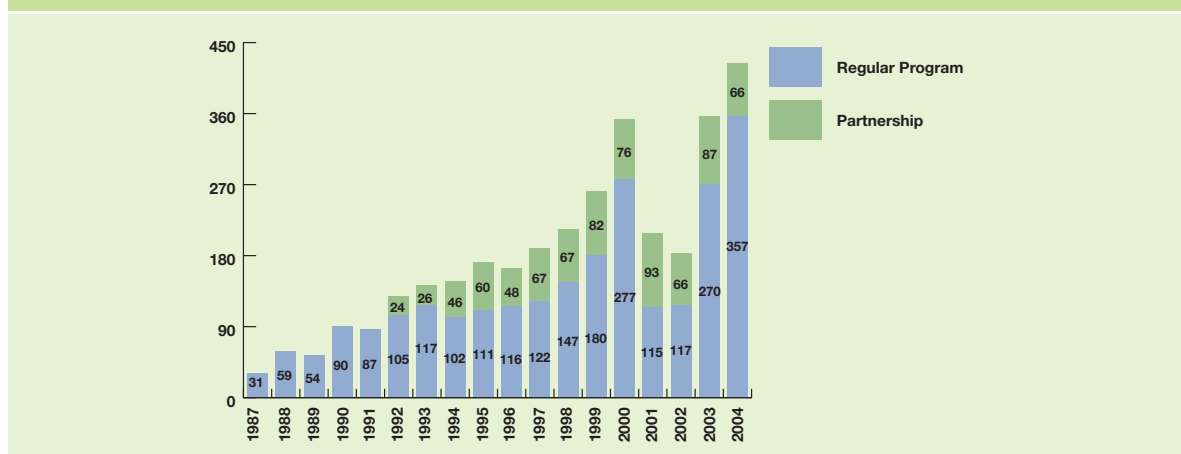
These programs enable the scholars to receive specialized graduate training in selected universities around the globe. Scholars may pursue a master's degree in themes related to economics and public policy and management; infrastructure management; public finance and taxation policy; and public policy in international development (Table 2).

Since 1992, a number of Partnership Programs have been launched in universities in Canada, France, Japan and the United States. The Programs in Canada and France were transferred, in 1998, to four African universities located in Cameroon, Cote d'Ivoire, Ghana and Uganda. The Partnership Programs span the globe and address a variety of development concerns. These programs combine academic rigor with specialized training in practical aspects of development policymaking (Table 2).

The Partnership Programs in Japan, which started in 1995 in four universities, further manifest Japan's commitment to improving human resources in the developing world. These programs draw on Japan's expertise in areas of infrastructure development, policy management, and tax policy which are all taught in English.

TABLE 2	PARTNERSHIP PROGRAMS			YEAR BEGUN	YEAR CONCLUDED
	HOST COUNTRY	UNIVERSITY	PROGRAM SPECIALTY		
	USA	Columbia University	Economic Policy Management	1992	
	Canada	McGill University	Economic Policy Management ¹	1993	1998
	France	Université d'Auvergne	Economic Policy Management ²	1993	1998
	Japan	University of Tsukuba	Policy Management	1995	
	Japan	Yokohama National University	Infrastructure Management	1995	
	Japan	Keio University	Tax Policy and Management	1996	
	Japan	Yokohama National University	Public Policy and Taxation	1996	
	Japan	Saitama University/National Graduate Institute for Policy Studies (GRIPS)	Public Finance	1997	
	Cameroon	University of Yaoundé II	Economic Policy Management	1998	
	Côte d'Ivoire	University of Cocody	Economic Policy Management	1998	
	Ghana	University of Ghana	Economic Policy Management	1998	
	Uganda	Makerere University	Economic Policy Management	1998	
	USA	Harvard University	Public Administration in Int'l. Devt.	1999	

Figure 1 JJ/WBGSP REGULAR AND PARTNERSHIP PROGRAM AWARDEES, 1987-2004



Source: JJ/WBSP Scholar Database

¹ The program at McGill was co-sponsored with the African Capacity Building Foundation (ACBF). It was taught in English, and focused on Anglophone Africa. The Program was later transferred to the University of Ghana at Legon and Makerere University in Uganda in 1998.

² The program at the Université d'Auvergne, Centre d'Etudes et Recherches sur Le Développement International (CERDI) was also co-sponsored with the African Capacity Building Foundation. It was taught in French, and focused on Francophone Africa. The program was later transferred to the University of Yaoundé II in Cameroon and the University of Cocody in Côte d'Ivoire in 1998.

PROGRAM PERFORMANCE AND IMPACT

During 1987-2003, the JJ/WBGSP awarded a total of 2,842 scholarships for studying in 150 universities in 32 World Bank member countries, of which 2,100 were in its Regular Program and 742 in its Partnership Programs.

Performance in the Regular Program, 1987-2003

The annual scholarship awards under the Regular Program grew from 31 in 1987 to 270 in 2003 (Table 1).

Development Themes

The JJ/WBGSP has strived to support human resources development in the developing countries by approving awards in critical areas that contribute to addressing the social, institutional, and economic dimension of poverty alleviation in the developing countries. While at the outset of the Program, the themes emphasized the economic, finance, planning and management aspects of development; the scope of the Program has extended in recent years to include studies in areas of sustaining environmental and social development; supporting infrastructure development; building strong and modern financial and information systems. Moreover, to further support the investment in people, studies related to health and population, as well as education are included in the scope of the Program.

DEVELOPMENT THEMES AND POVERTY. Over 60% of the scholars in the Regular Program came from humble and poor backgrounds, where the parents had education levels of high school or lower. The majority of scholars (53%) studied economics, development studies, public policy, and management areas; followed by environment (16.7%); and health/childcare and gender studies (13.5%) (Table 3). In many cases scholars are pursuing degrees in fields directly related to poverty reduction.

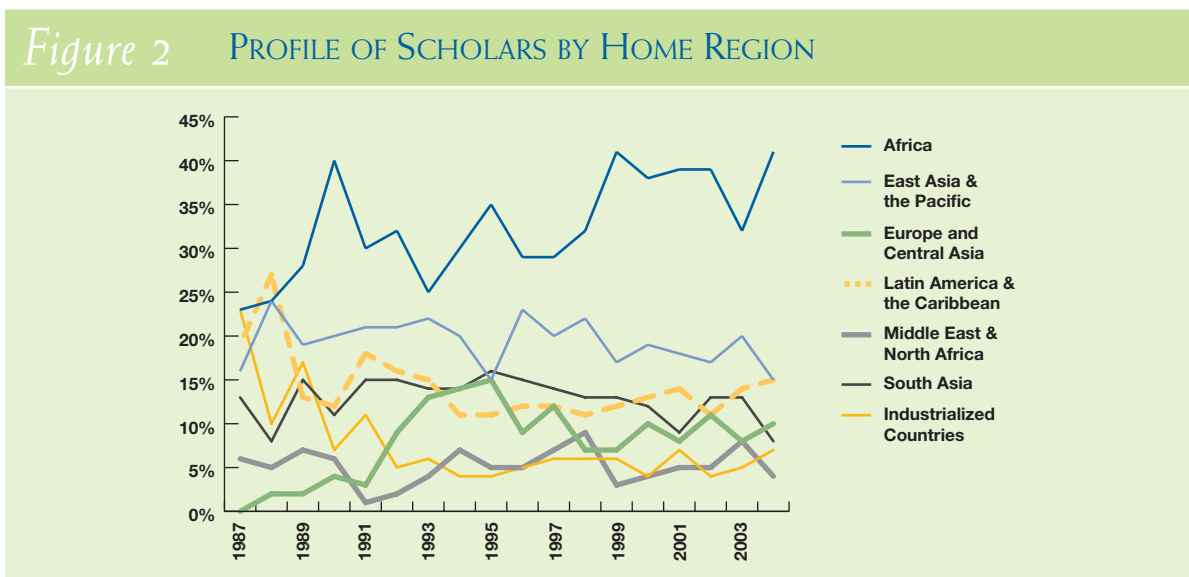
TABLE 3	DEVELOPMENT THEMES 2003	
	DEVELOPMENT THEMES	NUMBER OF SCHOLARSHIPS, 2003 (%)
	DEVELOPMENT STUDIES, ECONOMICS	73 (25.9%)
	PUBLIC POLICY, PUBLIC ADMINISTRATION, MANAGEMENT	73 (25.9%)
	ENVIRONMENT	51 (18.1%)
	HEALTH, CHILDCARE, GENDER STUDIES	37 (13.1%)
	AGRICULTURE	22 (7.8%)
	INFRASTRUCTURE MANAGEMENT	12 (4.3%)
	INFORMATION SYSTEMS AND TECHNOLOGY	7 (2.5%)
	OTHER (POVERTY REDUCTION, MEDIA, ETC...)	7 (2.5%)
	TOTAL	282 (100%)

Profile of Scholars 1987-2003 Regional Distribution and Gender

Most scholars have come from the Africa region (a total of 969 or 34%), followed by East Asia (555 scholars or 20%) and South Asia (384 or 14%), where the majority of the world's poor population lives and the poverty alleviation needs are most acute. East Asian countries received a higher number of awards during 1998-2000 in recognition of their financial crisis and in response to the urgent need for highly trained policy making personnel in this region at that time (Figure 2).

Female scholars are historically outnumbered by their male counterpart (998 or 35% during 1987-03), but the gap has narrowed over the years (Figure 3). This improvement has been due to special efforts on behalf of the Program to look for qualified female candidates for awarding scholarships. Moreover, the scholars were mostly in their mid-thirties, a further reflection of the Program's emphasis in selecting mid-career professionals (Figure 4).

Most scholars studied for their Masters degrees. About 36% of the scholars attended host universities in Europe, especially in the United Kingdom, while a little under a half studied in North America, especially in the United States. A small but growing number of scholars chose to attend host universities in Australia and New Zealand and developing countries, especially in Asia, Africa, and Latin America (Figure 5).



Source: JJ/WBSP Scholar Database

Figure 3 PROFILE OF SCHOLARS BY GENDER

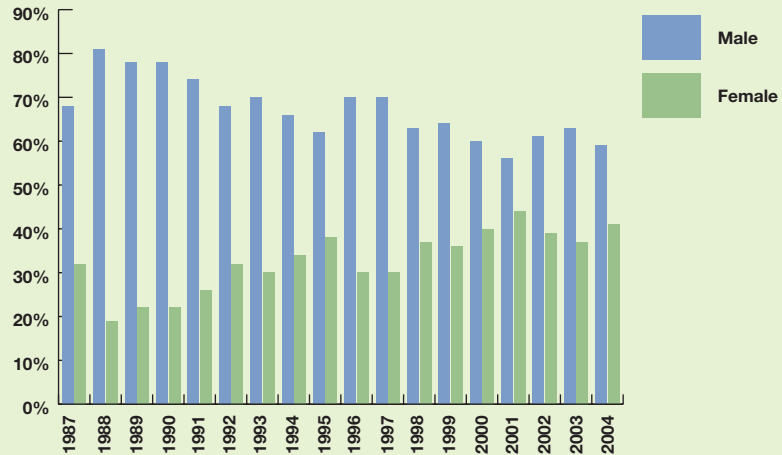


Figure 4 PROFILE OF SCHOLARS BY AVERAGE AGE (AS APPLICANTS)

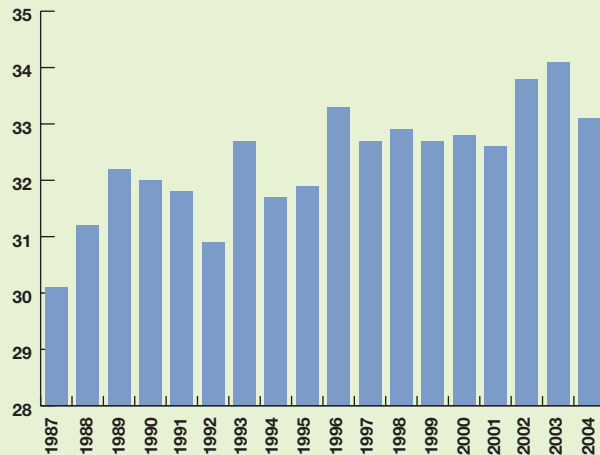
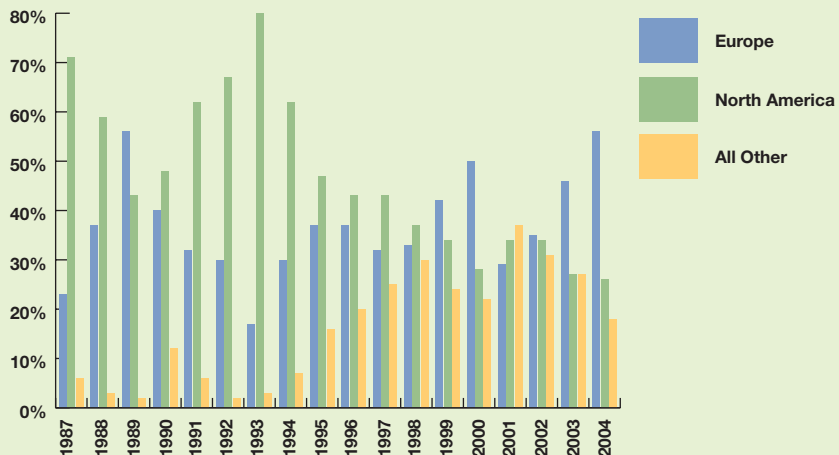


Figure 5 PROFILE OF SCHOLARS BY HOST REGION



Program Effectiveness and Impact

1987-1998

Studies tracing Program effectiveness and impact have been conducted since 1994. Tracer Study VI (2004), which covers the 1987-98 cohorts, has investigated the impact of the Program in enhancing the capacity and effectiveness of beneficiary scholars; as well as improving the socio-economic development of home countries.

More specifically, the studies investigated whether a significant number of scholars funded through the JJ/WBGSP:

- successfully completed their study programs and returned to their home countries or other developing countries;
- were engaged in positions that disseminated the newly acquired knowledge and skills, and contributed to overall socio-economic development of their own or other developing countries.

In addition, the Tracer Study VI discusses the salient cost considerations associated with the overall implementation and delivery of the JJ/WBGSP.

Impact on Capacity Enhancement

Impact on the capacity enhancement is considered in its multiple dimensions. **First**, the *impact on individual awardees' skills and knowledge*, as measured by degree attainment rates, shows that 97% of the analyzed scholars attained their degrees (a total of 1074 scholars during 1987-98). There were no significant differences by gender, and only marginal variations across individual regions in degree attainment. **Second**, the *impact on development environment*, as measured by return rates to home or other developing countries, shows that 83% of respondents returned home or to other developing countries. The results improve to 87% if we include working in the multilateral organization as additional positive impact on development environment, along with return to home and other developing countries.

Moreover, the *impact on development environment*, as measured by the type of employment institution shows that over a half of scholars returned to work in the public sector; while one-third of scholars returned to work at universities and private sector. In addition, there are indications of job mobility between institutions of employment after scholars return home to work.

Third, the *impacts on career progression and on job effectiveness*, as measured by beneficiary scholars' perceptions, show that scholars ranked the Program highly useful in terms of relevance to their jobs and to their countries' development needs. The results were less encouraging in terms of career progression, promotion and higher income. Since most scholars returned to public sector after their studies, they were subject to public sector rules and regulations for promotion and salary increase in their countries. These rules are rather inflexible compared to the private sector and often it takes more time to recognize and provide merit to scholars in the form of promotion and salary increases.

Fourth, the *impacts on the Partnership Programs and on Institutional Capacity Enhancement*, has been varied. It is too early yet to evaluate the full impact of the Program on capacity enhancement of the Partnership Programs. Host universities, on the other hand, have in general benefited from the Program and the participation of scholars in various ways. For the majority, the presence of the scholars enriched the inter-disciplinary and multi-cultural character of institutions. In addition, the twinning partners developed, experimented and added economic policy and management specialties and disciplines that seemed to be highly beneficial for other candidates as well as the institutions.

Impact on Socio-Economic Development

Impact on socio-economic development —*as measured by contributions to policy and project management*— illustrates that the majority of respondent scholars were working in positions that could influence the policy and developmental programs of their countries as intended by the objectives of the JJ/WBGSP. Moreover, the respondent scholars found their newly acquired skills highly relevant to their countries' needs. In sum, the scholars are not only contributing to policy and management issues in their countries, but also have formed the requisite skills and the enhanced confidence for undertaking their responsibilities.

Impact on socio-economic development, *as measured by new and innovative approaches and initiatives pursued by scholars*, shows that the majority of respondent scholars not only improved their skills and knowledge but also gained new perspectives and insight they needed to assist in their countries' development. They increased their academic and professional partnerships, and developed useful contacts during their study period, which could be used to as conduit for new information and innovation exchange and dissemination. They also could take advantage of, and frequently did, being part of alumni community of both host universities and the JJ/WBGSP and take part in educational and other activities, which are now facilitated through the internet.

Costs of the Program

The total cost of the Program has varied over the years depending on: the size of new scholar intake and renewals of second-year scholars; increased costs at the host universities, as well as other service providers, for instance travel; inflation and exchange rate variations; and the availability of financing. The average expense per scholar was about US\$30,000. These expenses do not reflect tuition waivers and discounts, ranging from 10% to 25%, obtained from various universities, thanks to persistent leveraging efforts of the Secretariat. Additional leveraging efforts, in terms of matching funds and partial funding, increase the impact of the program, in terms of number of scholars financed, by many fold.

The total costs of the program also vary depending on the university selected and whether it is privately-run or public. Universities in the United States, Japan and United Kingdom are the most costly among the selected universities. At present there is no restriction on the part of scholars on the choice of the university, just so long as they have admissions, but the average cost per student has remained stable due to shift in the choice of host universities by scholars from American to those of European and other developing countries.

Results, Conclusions and Recommendations of the Tracer Study VI

The *overall results* of the analysis were highly favorable: 97% of the scholars attained their degree; 83% returned to home or other developing countries (87% if we include international organizations); 62% returned to work for public sector, including universities; while another 17% chose to work in NGOs and the private sector; and the majority of their work involved providing policy input, dissemination and management services.

Moreover, the responding scholars found the knowledge and skills gained during their studies highly useful and relevant to their jobs, and to the development needs of their countries. The scholars also benefited from improved confidence; and forging useful academic and professional contacts, and partnerships, which may be used in improving their effectiveness in discharging their duties.

There were institutional gains for universities, in terms of enriching their cultural exposures as well as experimenting with and introducing new courses. There were opportunities for “twinning” between developed and developing countries’ universities, which brought about valuable lessons for different parties. The institutional capacity enhancement is a gradual and iterative process, which at time may be challenging, but the payoff is valuable and worth the effort. Such is the case for the African partnership capacity enhancement experience.

In conclusion, The Tracer Study VI reiterated that JJ/WBGSP is one of the few development-focused scholarship programs that provide the recipients –mid-career professionals– from the developing countries with the enhanced knowledge and skills; exposure, and confidence needed to serve their countries. Rigorous selection policy and the management of process, including its high volume logistics, ensures quality at entry; and the two-year scholarship duration limitation, recent employment restriction at the World Bank and the IMF and specific visa requirement, ensure that the scholars return home after completing their studies.

It is, therefore, of little surprise that an overwhelming majority of scholars in fact attain their degree, return to their countries, and engage in gainful employment which contributes to the socio-development of their countries, as shown in this report. Contacts with alumni, anecdotal evidence and testimonials have shown

that the positive results obtained through the program have been sustained and the scholars continue to work in areas that contribute to development.


There were some *lessons learned from the process and recommendations*, however.

First, extensive efforts went into tracking and contacting the individual scholar. There should be a mechanism instituted to oblige and gauge the scholars to maintain contact with the Secretariat. This mechanism may range from formal obligation at the time the scholarship is offered, to stepping up the process of providing regular opportunities for alumni to register and attend short courses and forum, perhaps electronically through web, if not in person.

Second, continuous effort should be made to collect “before” as well as “after” graduation data, to improve the analysis of the future tracer studies. Data can be collected for the type of institutions, nature of work, ranks of the scholars. This data will provide more thorough understanding of the impact of the Program on both scholars and their employment institutions.

Third, it is imperative to document the data and the operational modality of the databases to ensure continuity and integrity of information, and to ease the preparation of the follow-up tracer studies.

Fourth, individual and group tracer studies at conclusion of the African Partnership Program would provide invaluable lessons from these experiences and may be publicized for the developing countries who intend to follow “twinning” routes. They will also provide the information and mechanism to improve the performance of existing programs.



Other Innovations and Outreach Modalities

Website and Electronic Applications

To further enhance its outreach efforts, the JJ/WBGSP launched its website in 2001. In addition to providing information on the nature of the scholarships through Regular and Partnerships Programs, applications can now be downloaded directly from the website³. The website has been popular; according to the web statistics reports of the World Bank Institute, between July 2003 and June 2004, there were 1,431,854 page requests from visitors to the scholarship



website, 190,193 download requests, and 86,488 visitors used the on-line application form. During this period, the JJ/WBGSP website was consistently ranked among the top three most visited sites within the World Bank Institute.

Expanding the Website since 2003

During 2003, significant enhancements were made to the website. An on-line application form was implemented so that applicants could apply via the internet. When entering their information, applicants get automatic validation of their entries based on JJ/WBGSP eligibility criteria. To increase the audience and to provide information on JJ/WBGSP activities the Secretariat now periodically issues Newsletters. Participants can sign up for the Newsletter on-line or send an email to the Secretariat. Another step taken to increase participation over the internet was the creation of a web-based Discussion Forum. The forum was initiated as a platform to engage participants in discussions ranging from development issues to their personal experiences with their programs of study. Discussion topics that

the JJ/WBGSP has hosted include: community building, capacity building, and program outreach. The Discussion Forum has provided an interactive space for participants to initiate debates on the current and emerging development issues, explore opportunities of sharing knowledge, and volunteer to provide assistance for colleagues from other regions. A summary of the recent Discussion Forum dialogue is provided in the Newsletter.

In recognition of the achievements of the JJ/WBGSP alumni and their contribution to the capacity building of developing countries, the Program publishes profiles of alumni on the website. The profiles are a means to promote the results of the Program, create an alumni community, let members be better informed about each other by drawing attention to their contributions to the development process in their countries, and to provide an opportunity for people interested in the Program to learn directly from the former scholars. Along the same lines the JJ/WBGSP has begun to further support and promote its graduating scholars by posting their CVs on the website.

Videoconferences and Seminars

Taking advantage of technology to spread knowledge, the JJ/WBGSP arranged interactive tele-seminars on "Sensible Tax Reform" for scholars of Universities of Saitama, Keio, and Yokohama in Japan. Fellows in Washington, from the International Development Policy Program at Duke University, also participated in this event. Additional seminars

³JJ/WBGSP publications can also be accessed electronically, by logging onto www.jolis.worldbankimlib.org and clicking on the link Jolis Library Catalogue. In the search section, type Joint Japan/World Bank Graduate Scholarship Program, which brings up all of the JJ/WBGSP's publications.

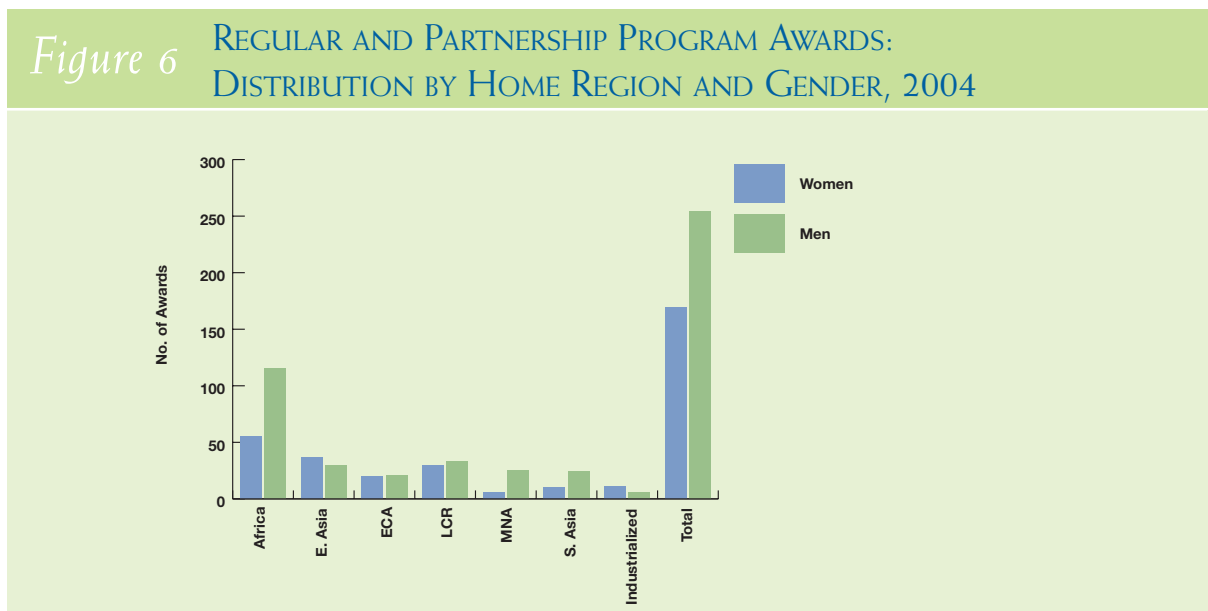
were also arranged for Partnership Programs in Africa. These included, for instance, a seminar on “State Timber Corporation of Sri Lanka” for scholars at University of Ghana and Makerere University; a seminar on “Policy-Based Finance—The Experience of Postwar Japan,” and on “Japanese National Railways Privatization Study—the Experience of Japan and Lessons for Developing Countries” for scholars of all African Partnership Programs; two seminars on “Tax Evasion and Corruption” and “The Economics of Tax Evasion” for scholars of the four Partnership Programs in Africa and the five Partnership Programs in Japan.

The JJ/WBGSP, in cooperation with the relevant departments within WBI, offered a special training on Corporate Social Responsibility and Sustainable Competitiveness for 431 participants. A total of 331 received a certificate of completion from WBI. In the course survey that followed, 86% found the course training useful and relevant to their work, while 73% found the acquired information new and innovative.

Additional participation by the alumni of the JJ/WBGSP was also arranged in UN Global e-Conference on “Implementing the Monterrey Consensus: Governance Roles of Public, Private and Advocacy Stakeholders”. The main objective of the Conference was to provide an opportunity for the participants, across the world, to share their expertise and ideas on devising an implementation process, and to communicate their views to the official international community. The latter conference was moderated by a UN Ambassador and prominent academics, and included 550 practitioner participants from 88 countries.

PROGRAM PERFORMANCE IN 2004 AND BEYOND

In 2004, a total of 423 candidates were awarded scholarships, of which 357 were in the Regular Program and 66 were in Partnership Programs (Table 1 and Figure 6).



Source: JJ/WBSP Scholar Database

Performance in the Regular Program in 2004

Profile of Applicants in 2004

In 2004, the JJ/WBGSP received 3,461 applications, 14.6% higher than the previous year. This increase was mostly due to higher applications from Africa, Latin America and Middle East and North Africa, while there was a decline in the number of applicants from South Asia. The total female applicants (27.8%) were higher compared to previous year, especially from Latin American countries. The higher overall demand for scholarship is a reflection of a need for mid-level professionals from developing countries to seek higher graduate degrees outside their countries and the unique position of the JJ/WBGSP to accord them a chance to fulfill their requirements for financing.

Reasons for rejection of applicants and the lessons to be learned by prospective applicants

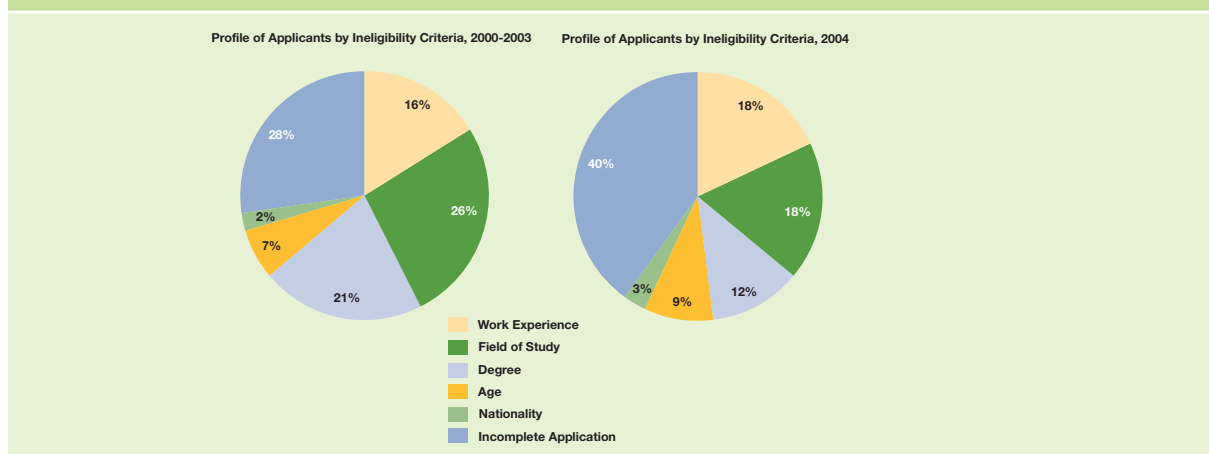
A total of 1,489 applicants (43%) were initially found ineligible in 2004; of which 598 sent incomplete applications; 267 had insufficient work experience; 273 applied for field of studies, that are not supported by the JJ/WBGSP; while 108 were too young (Figure 7). There is a lesson to be learned by the prospective applicants to carefully examine their applications for completeness; to make sure that they have at least the requisite two years full time work experience; to verify that their field of studies are supported by JJ/WBGSP; and that they are of the right age.

Profile of Scholars in 2004

DEVELOPMENT THEMES AND POVERTY. The Program has increasingly drawn candidates from humble backgrounds. Over 60% of the scholars in the Regular Program came from humble and poor backgrounds, where the parents had education levels of high school or lower (Figure 8). The majority of scholars (49.4%) studied economics, development studies, public policy, and management areas; followed by environment (21.5%); and health/childcare and gender studies (12.3%) (Table 4). In many cases scholars are pursuing degrees in fields directly related to poverty reduction (Figure 9).

GEOGRAPHIC DISTRIBUTION, AFFILIATION AND GENDER. Similar to previous years, the regional distribution is: Africa (40%), East Asia (16%), Eastern Europe –ECA (10%), Latin America and Caribbean –LAC

Figure 7 PROFILE OF SCHOLARS BY INELIGIBILITY CRITERIA, 2000-2004



(15%), Middle East and North Africa –MNA (7%), South Asia (8%), and Part I (4%). The MNA region continues to be underrepresented compared to other regions. There are continuous contacts with the Executive Directors representing the region in order to find ways to encourage more applicants to apply (Figure 10).

TABLE 4	DEVELOPMENT THEMES 2004	
	DEVELOPMENT THEMES	NUMBER OF SCHOLARSHIPS, 2004 (%)
	DEVELOPMENT STUDIES, ECONOMICS	83 (25.5%)
	PUBLIC POLICY, PUBLIC ADMINISTRATION, MANAGEMENT	78 (23.9%)
	ENVIRONMENT	70 (21.5%)
	HEALTH, CHILDCARE, GENDER STUDIES	40 (12.3%)
	AGRICULTURE	14 (4.2%)
	INFRASTRUCTURE MANAGEMENT	13 (4.0%)
	INFORMATION SYSTEMS AND TECHNOLOGY	7 (2.1%)
	OTHER (POVERTY REDUCTION, MEDIA, ETC...)	21 (6.5%)
	TOTAL	326 (100%)

Figure 8 PROFILE OF SCHOLARS BY PARENT'S EDUCATION LEVEL, 2000-2004

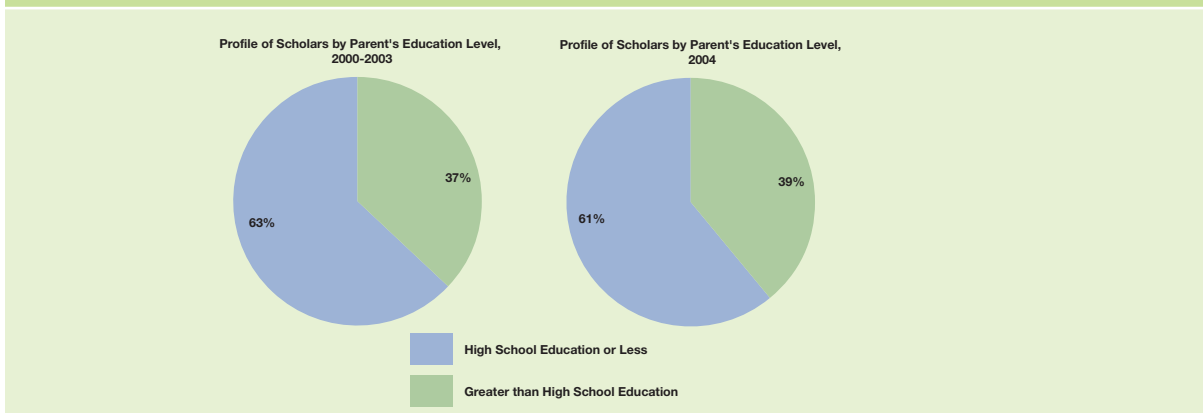


Figure 9 PROFILE OF SCHOLARS BY FIELDS OF STUDY, 2003-2004

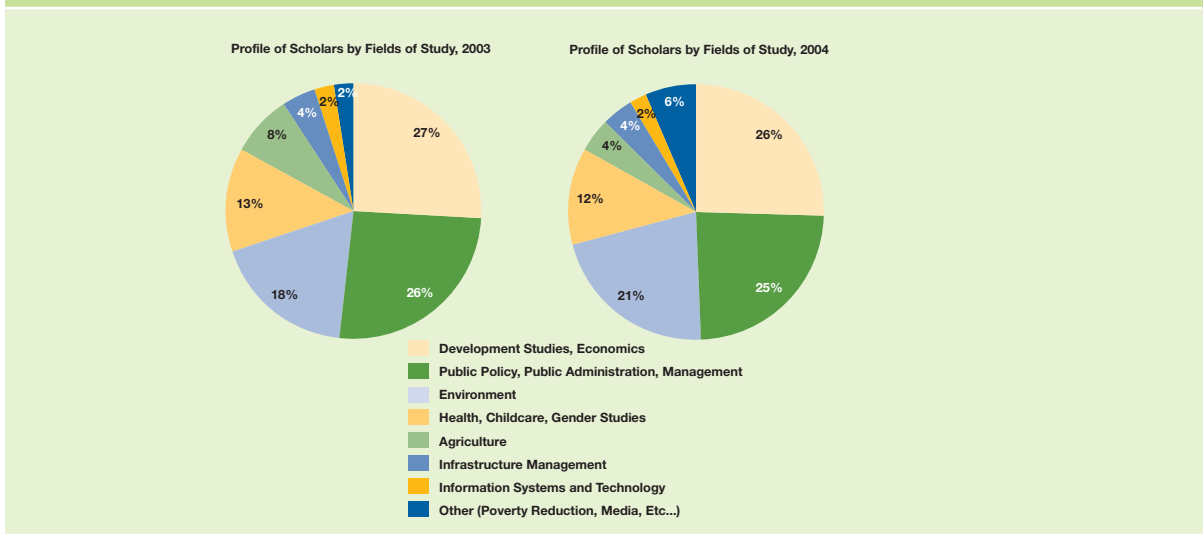


Figure 10 REGULAR AND PARTNERSHIP PROGRAM AWARDS DISTRIBUTION BY HOME REGION, 1997-2004

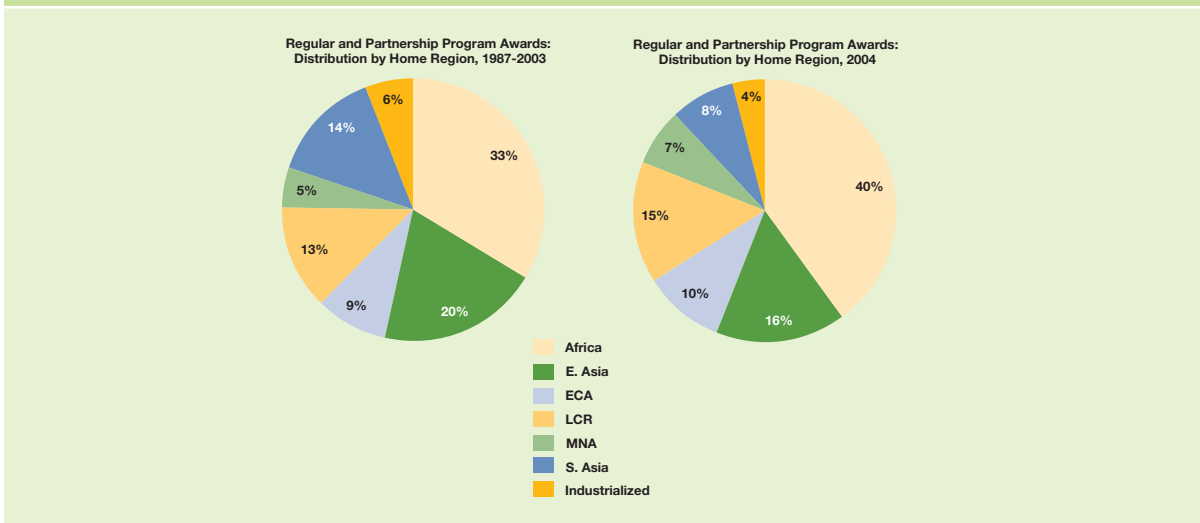


Figure 11 PROFILE OF SCHOLARS BY EMPLOYMENT CATEGORY, 2000-2004

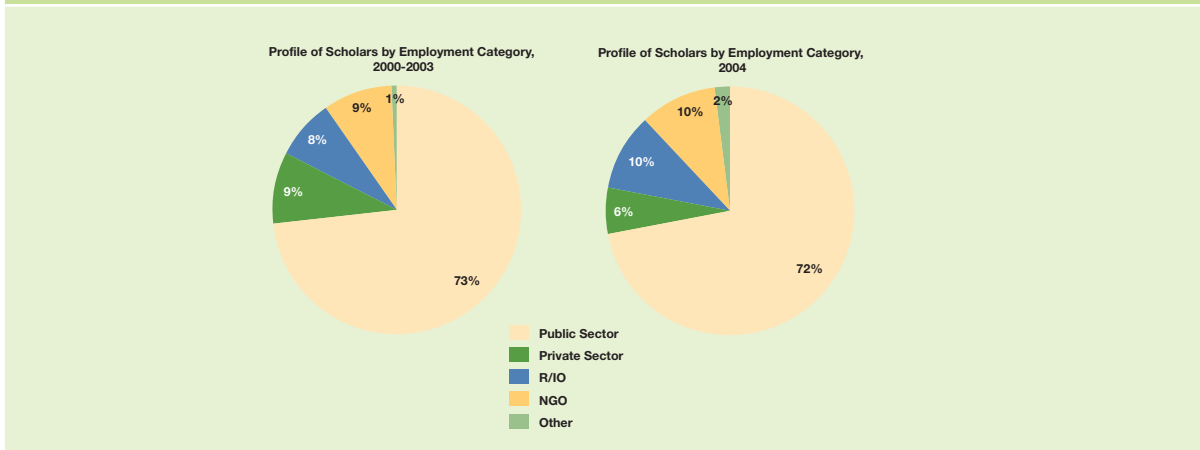
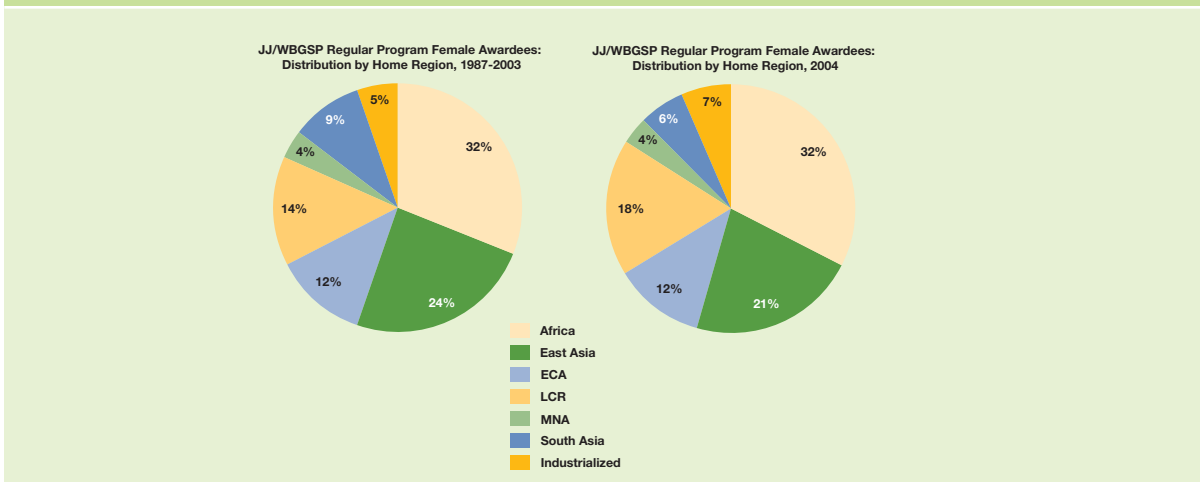


Figure 12 JJ/WBGSP REGULAR PROGRAM FEMALE AWARDEES: DISTRIBUTION BY HOME REGION, 1987-2004



Looking at where the scholars were applying, it was interesting to note that 69.9% were admitted to European universities, 20.9% to North American Institutions, 3.7% to Asian Institutions, 3.8% to African, Latin American and Middle East institutions, and 1.8% to Oceania. 7.4% of the total number of scholars are admitted to institutions in the developing world. The distribution of the scholars among different types of employers was as follows: public sector (72.4%), private sector (6%), NGOs (10%), and regional and international organization (10%) (Figure 11). About 40% of the scholars in the Regular Program were women, even though only 27.8% of the applicants were women for 2004 (Figure 12).

NEW DEVELOPMENTS IN 2004

During 2004, the Secretariat undertook a number of missions to monitor and fine-tune the quality of the Partnership Programs and collaborating universities in US, Japan, France. In US, the Secretariat visited Harvard University, where the majority of high level policy makers from developing countries attend their Masters program. The outcome of the visit was to seek avenues to further encourage the candidate from Africa and Middle East and North Africa to apply to that university; to fine-tune the mix of the economics, institutional and management courses to fit the developmental need of the attending scholars; and delay the increases in tuition and other charges.

In Japan, the mission visited the Partnership Programs at the Yokohama National University (YNU), GRIPS, Keio, and Tsukuba. The mission found a confirmation of Program's contribution to capacity enhancement and human resources development. Scholars studying in the Japanese universities prepared their thesis presentation on subjects directly related to the development issues of their home countries. Both graduates and student scholars expressed their deep appreciations for the knowledge, training and internship they received, thanks to JJ/WBGSP sponsorships. In addition, the mission discussed a number of issues encompassing financing of PhD's, access to the World Bank data bases, assistance by providing additional courses on thesis preparation methodology, additional Japanese language training, and financial matters.

The mission was also informed that the Japanese national universities; including JJ/WBGSP partners, YNU, GRIPS, and Tsukuba, will become more autonomous and will look for partners in order to generate additional funding and projects to help them improve their quality of education. For these universities, the JJ/WBGSP will be an important showcase in their search for national and international partnerships.

The mission to France included visiting CERDI, a very popular university among the JJ/WBGSP applicants. The mission discussed expediting payments arrangements, coordinating future meetings between visiting CERDI faculty and WBI staff, and the possibility of assisting scholars to undertake internship at the World Bank and the IMF.

PROGRAM FINANCIAL PERFORMANCE

Source of Funds

The JJ/WBGSP is funded entirely by the Government of Japan and administered by the World Bank Institute (Table 5).

JAPAN'S ALLOCATION TO JJ/WBGSP, FY88-FY04 (IN US DOLLARS)

TABLE
5

FY	AMOUNT (U.S. DOLLARS)
88	1,000,000
89	1,887,000
90	1,887,000
91	3,109,000
92	4,349,000
93	5,349,000
94	6,049,000
95	7,647,500
96	8,966,000
97	11,210,700
98	11,870,265
99	12,148,900
00	13,476,541
01	10,539,909
02	10,159,937
03	12,523,148
04	13,978,917

As shown in Table 5, the increase in funding has varied widely, ranging from no increase (between FY89 and FY90) to nearly 65% (between FY90 and FY91). In general, there has been an increase each year, except in FY01 and FY02. In FY04 the Program received an increase of 11.6% from the previous year.

Each year, part of the increase is used to offset inflationary trends that result in higher education costs. The Program, however, has been successful in limiting the increases in the annual average cost per scholar to well below the rate of

inflation for higher education in the principal host countries – the United States and the United Kingdom. In the years before FY92 – when only the Regular Program was in operation – a major program goal was to increase the number of new scholars within the resources provided by the Government of Japan. The significant increase in the number of new scholars in those years is an example of this policy.

The launching of the Partnership Programs, starting in 1992, has been a major factor in determining the number of new Regular Program scholarships that can be awarded. JJ/WBGSP was fortunate to receive enough financial support to permit it to establish eleven Partnership Programs and increase the number of scholarships in the Regular Program each year from 1992 through 2000. A target of 150 new Regular Program scholars was established for the 1998 selection, while in 1999, 180 were selected. In 2000, the selection of 277 scholars in the Regular Program created a 50% increase from the previous year. In 2004, by selecting 423 scholars to receive scholarships, the Program has more than double the number of recipients from 2002, and about 18% since 2003. This relatively large increase was only possible due to the Government of Japan's commitment to the Program.

Use of Funds

The amounts allocated each year have made it possible for the Program to support 3,265 scholars between 1987 and 2004 at the annual levels shown in Table 5.

By far the largest of the Partnership Programs in terms of financial outlays are the Columbia and Harvard Universities programs, which have had about 15 scholars per year in each cohort. Although each of the five Partnership Programs in Japan has a high per scholar cost, the overall impact on the budget is somewhat lessened by the low number of scholars.

Cost Per Scholar

The estimated average annual cost per scholar in the various JJ/WBGSP programs varies from a low of about \$18,000 to more than \$57,000 in the Regular Program.

Length of Awards and the Effects on Program Financing

Initial awards are for the first year of study only. Near the end of the first year, the scholars' academic performance is evaluated and a decision is made as to whether to continue a second year of support if the academic program so requires. More than 50% of all scholars are admitted to programs that require two years of study, and the performance of nearly all scholars merit renewal for the second year. Thus far, only one scholar has not been renewed because of academic inadequacy.

Many scholars try to increase the duration of JJ/WBGSP financial support by making requests for additional degrees or other forms of support. In order to maximize the number of new scholars that the Program is able to finance each year, the Secretariat finds it necessary to deny all these requests.

...I also take this opportunity to convey my gratitude to the Government and the people of Japan for their generous support through this Scholarship Program and in coming forward to invest in human resource development. I am sure these efforts will go a long way in contributing towards capacity building and assisting the developing countries in finding the solutions better suited to their individual developmental needs...

Aaisha Makhdum
Public Administration - Mason
Program Harvard University
(Pakistan)

Our Scholars



...En effet, le programme JJ/WBGSP est né de l'énergie et du désir du Gouvernement du Japon et de la Banque Mondiale de contribuer au développement des pays en développement par la formation des cadres hautement qualifiés. Aujourd'hui, il s'est vu reconnaître un rôle essentiel dans la promotion du développement humain et durable...

Katsongo Kamathe
Amenagement du Territoire
Universite Laval
(Congo, Democratic Republic of)

...I want to send my immense thanks to the World Bank and to Mr. Abdul Monem Al-Mashat, administrator of the Joint Japan/World Bank Scholarship Program, for granting me with the necessary funds to undergo my Master of Science program. My thanks also go to the people of Japan, for their generosity towards the World Bank, and indirectly, towards myself.

Dr. Alberto M. Larco
Management of Agricultural
Knowledge Systems
Wageningen University (Ecuador)

...As a recipient of the 2003/04 Joint Japan/World Bank Graduate Program, I am indeed grateful for the opportunity this scholarship gave me to complete my program at the Center for Development Economics, Williams College, Massachusetts.

RoseMarie KaiKai Broadbell
Development Economics
Williams College (Sierra Leone)

...It is pertinent that I express my sincere appreciation for an award provided through the JJ/WBGSP to pursue graduate studies at the Center for Development Economics, Williams College, during the academic year 2003/2004...

Colin Cannonier
Development Economics
Williams College (St. Kitts and Nevis)





...Thanks to the Government of Japan it was possible for me to attend the John F. Kennedy School of Government, which has offered me the opportunity to meet with outstanding and inspiring people, including my classmates, professors and world leaders regularly invited as speakers...

Karol Acon Monge
Public Administration in International Development
Harvard University (Costa Rica)

...I would like to express my gratitude to the Government of Japan and the World Bank for the Joint Japan/World Bank Graduate Scholarship Program (JJ/WBGSP) which supported my two year studies at the Kennedy School of Government at Harvard University...

Guang He
Public Administration in International Development
Harvard University (China)

... We would like to say "Thank you very much" to the Government of Japan, all of the Japanese people and also to all of the authorized persons of the JJ/WBGSP. If I hadn't received the scholarship from the JJ/WBGSP, I probably wouldn't have been able to study in another foreign country because I come from a simple and ordinary family...

Cho Cho Latt Tun
Gender and Development
Asian Institute of Technology (Myanmar)

...Ending my letter, I have nothing more to say except that I would like to place my hands over my head and pray that God takes care of the people and the Government of Japan, and sees over their longevity, happiness, good fortune, jobs, and prosperity in the future...

Keamony Nong
Water & Environment Resources
Management Asian Institute of
Technology (Cambodia)

...First of all let me express my deepest gratitude to the Government of Japan for their outstanding mission and genuine commitment to the world of development. ... I am sure the JJ/WBGSP is one of the best projects in the World Bank portfolio in supporting its mission of building up the "World free of poverty".

Sergei Perapechka
Development Economics
University of Sussex (Belarus)

...I hope the JJ/WBGSP is successful in supporting graduate students from all over the world. Many thanks to the Government of Japan and the World Bank!

Amal Kamal Ali
Economics
Florida State University (Egypt)



Thanks to generous support from the Government of Japan, I was able to pursue my Ph.D. at Stanford University. I would like to take this opportunity to express my sincere gratitude and appreciation to the Government of Japan for having provided me with a precious opportunity to study at Stanford University. It was indeed a great honor to have been awarded this valuable scholarship.

I am currently working as Economist in the Africa Region at the World Bank. Without the extraordinary generous support from the Government of Japan, it would not have been possible for me to pursue this career. The academic training at Stanford University has enhanced my skills and knowledge in economics that I can apply for the betterment of people and the progress of developing countries.

I truly appreciate the opportunity the Government of Japan and JJ/WBGSP provided me. Thank you very much for your great support.

Hiromi Asaoka
Economics of Education
Stanford University (Japan)

PROGRAM ADMINISTRATION

The administration of the JJ/WBGSP is undertaken through a Steering Committee and a Secretariat. The Steering Committee provides the overall policy and direction for the program and annually selects candidates to receive scholarships. The Secretariat is responsible for the day-to-day function of the JJ/WBGSP. The current members of these entities are shown below.

STEERING COMMITTEE 2004

Chairman

Frannie A. Léautier
Vice President, World Bank Institute

Deputy Chairman

Yuzo Harada
Executive Director, for Japan, World Bank

Members

Neil Hyden,
Executive Director, for Australia, Korea,
New Zealand, World Bank
Geoffrey B. Lamb,
Vice President, Resource Mobilization, World Bank
Wafik Grais,
Senior Advisor, Financial Sector, World Bank
Katherine Marshall,
Director, Development Dialogue on Value and
Ethics, World Bank
Louis A. Kasekende,
Executive Director, for Botswana, Burundi,
Ethiopia, World Bank
Marito H. Garcia,
Sector Manager, Education, Latin America and the
Caribbean Region, World Bank

In my first assignment after the MPA-ID program, I will have the chance to work as an advisor to the governor of the State of São Paulo on issues of state reform and economic planning; a huge jump in my career as a public manager and a direct result of the network and the expertise I developed during the MPA-ID program.

Marcos J. P. Monteiro
Public Administration in
International Development
Harvard University (Brazil)

SECRETARIAT 2004

Administrator
Abdul-Monem Al-Mashat

Program Officer
Marie des Neiges Grossas

Program Assistants
Song Li Ting Fong
Maria-Isabel Ruiz-Galindo

Junior Professional Associates
Timothy Mark Maruska
Francis Coloso Sunaz

DETAILED DESCRIPTION OF THE REGULAR PROGRAM

DURATION OF THE SCHOLARSHIPS

Most scholarships are granted to complete a master's degree or its equivalent. Awards are given for one year at a time and may be extended to a second consecutive year if the scholar has maintained satisfactory academic performance and the academic program so requires.

THE AMOUNT OF THE AWARD

The average annual scholarship award is about \$30,000. However, award amounts vary by host country and university.

EXPENSES COVERED

Specifically, awards cover:

- Tuition and required medical insurance for the scholar only, payable directly to the university;
- Subsistence allowance covering living expenses; and
- Two economy-class one-way tickets between the home country and the host university, in addition to an allowance to cover expenses incurred while traveling.

EXPENSES NOT COVERED

- Expenses for the scholar's family;
- Additional travel, including field trips during the study program;
- Educational equipment, such as computers;
- Expenses related to research, supplementary educational materials, or participation in workshops or seminars while at the university.

BASIC ELIGIBILITY CRITERIA

All Applicants

To apply for any JJ/WBGSP scholarship, the applicant must:

- Be a national of a World Bank member country eligible to borrow.
- Be under 45 years of age, preferably under the age of 35 and normally 25 years and above.
- Hold a bachelor's degree or its equivalent in a development-related field; have a superior record in previous academic work.
- Have at least 2 (preferably 4 to 5) years of recent, full-time professional experience in the applicant's home country or in another developing country, and preferably in public service.
- Secure an admission to a master's degree program.

Applicants to the Regular Program must also:

- Submit evidence of current unconditional admission (copies of formal acceptance letters) to at least one university and proof of application to another university located in any World Bank member country except the applicant's country; and
- Propose a program of study related to development. Usually this will be in a field such as economics, business, management, environment, urban/rural planning or a related area. The Program has also made awards in such development-related fields as health, education, population, agriculture, engineering, information systems and aquatic resources provided that the focus of the study is on public policy aspects of these fields.

OTHER SELECTION CRITERIA

The Regular and Partnership Programs give priority to:

- Applicants from low-income countries.
- Women.
- Applicants with few other resources and from lower income groups.
- Applicants who have had no previous opportunities for graduate study outside their home country.

In addition, the selection process in all JJ/WBGSP programs:

- Seeks to maintain a geographical balance among regions of the world, and World Bank member countries.

The Program does not support:

- Applicants who already hold a graduate degree from an industrialized country and from institutions such as the Asian Institute of Technology (AIT) in Thailand or the Indian Institute of Technology (IIT), in India.
- Applicants who are residing, working, or already studying for a graduate degree in an industrialized country.
- Permanent residents or nationals of an industrialized country.
- Applicants who are refugees or have a political asylum status.
- Applicants for MBA degrees.
- Applicants for Ph.D. and M.Phil. degrees.
- Applicants for J.D., L.L.M. or S.J.D. degrees unless related to human rights or environment.



Executive Directors, their alternates, staff of the World Bank Group (the World Bank, International Finance Corporation, International Development Association, Multilateral Investment Guarantee Agency, and International Center for Settlement of Investment Disputes), consultants, and relatives of the aforementioned are excluded from consideration.

In accepting the scholarships, the awardees consent to the employment restriction policy of the JJ/WBGSP and recognize that they will not be able to work at the World Bank or IMF Headquarters and field offices for three years after completion of their academic programs.

DETAILED DESCRIPTION OF THE PARTNERSHIP PROGRAMS

PROGRAMS IN USA



COLUMBIA UNIVERSITY

Program in Economic Policy Management

CONTENT: Eleven courses, not previously offered, form the nucleus of the one-year academic segment of this program, followed by a three-month internship in a multilateral aid organization. The internship is a requirement for graduation. Upon successful completion of the program, scholars receive a master's degree in Public Administration from Columbia University.

The one-year academic program starts with a required introductory summer preparatory session that emphasizes language and mathematical skills, computing, accounting, and statistics.

The regular academic program includes three core courses that span two semesters: microeconomics policy management, macroeconomics policy management, and management skills for policymakers. The courses are based on an analysis of case studies and real-world economic policy issues. Additional perspective courses provide a broad understanding of the nature of development in a global economy. Staff from the World Bank deliver lectures, present seminars, and discuss case studies.

ELIGIBILITY CRITERIA: The basic eligibility criteria are the same as those for the Regular JJ/WGBSP. In addition, applicants must meet Columbia University's admission requirements, such as successful achievement on the Test of English as a Foreign Language (TOEFL) and the Graduate Record Examination (GRE).

APPLICATION PROCESS: Each year, Columbia receives many applications for the program. Columbia faculty screens the applications and nominates about 30 candidates for consideration by the JJ/WBGSP Steering Committee, of which 15 candidates are selected for financial support.

HARVARD UNIVERSITY

Program in Public Administration in International Development



CONTENT: The Partnership Program with Harvard University started in the fall of 1999. The program of study leads to a Master of Public Administration in International Development (MPA/ID). The MPA/ID program is a rigorous economics-centered program designed to prepare development practitioners.

The duration of the program is 21 months including a three-month internship. The JJ/WBGSP sponsors a maximum of 15 new scholars each year for the contracted five years.

PROGRAMS IN AFRICA

*The University of Ghana, in Ghana,
Makerere University, in Uganda,
The University of Cocody, in Côte d'Ivoire, and
The University of Yaoundé II, in Cameroon*

The JJ/WBGSP and ACBF jointly sponsor 30 scholars in each program to study for their master's degree in Economic Policy Management (EPM). The duration of the anglophone programs at Makerere University, in Uganda, and the University of Ghana at Legon, in Ghana, is 18 months, including a three-month internship. The duration of the francophone programs at Cocody University, in Côte d'Ivoire, and Yaoundé II University, in Cameroon, is 15 months, including a three-month internship.

PROGRAMS IN JAPAN

ELIGIBILITY: The five Partnership Programs in Japan are open to applicants from all World Bank member countries that are currently eligible to borrow. However, the programs differ from the other JJ/WBGSP Partnership Programs in one important respect: they are open only to scholars who are selected and supported by JJ/WBGSP. Details regarding the JJ/WBGSP Partnership Programs in Japan are provided in the sections that follow.

UNIVERSITY OF TSUKUBA *Program in Policy Management*

This two-year master's degree program is designed to admit cohorts of 10 scholars in odd alternate years. The Graduate School of International Political Economy (GSIPE) manages the program within the university, although scholars may study in many parts of the institution. The university nominates 20 applicants for each cohort and JJ/WBGSP selects 10 nominees for sponsorship.

YOKOHAMA NATIONAL UNIVERSITY *Program in Infrastructure Management*

Yokohama National University's (YNU) program in infrastructure management aims to help mid-career professionals gain expertise in the economic and engineering aspects of managing all forms of infrastructure. Within the university, the School of International and Business Law administers the program, although scholars may study in many parts of the institution. The JJ/WBGSP scholars in this program gain valuable practical experience with the assistance of the Japan International Cooperation Agency (JICA). New cohorts in this two-year program start in April of odd alternate years. The number of scholars increased from nine in the first cohort to 15 in the following cohorts.

Program in Public Policy and Taxation

The Graduate School of Economics of YNU manages the program in Public Policy and Taxation, drawing on coursework from many other parts of the institution. This program is entirely separate from the infrastructure management program also located on the YNU campus. However, some faculty members teach in both programs.





KEIO UNIVERSITY

Program in Tax Policy and Management

Keio University is well known internationally as one of Japan's leading private universities. It holds the distinction of being the first Japanese university to admit foreign students, a tradition which began in the 19th Century. Scholars have opportunities to study in many parts of the university under the overall management of the Graduate School of Business and Commerce. The first cohort began studies in April 1996. New cohorts begin their studies in April each year. The JJ/WBGSP and Keio University signed a new agreement for a renewed partnership in 2003.

NATIONAL GRADUATE INSTITUTE FOR POLICY STUDIES (GRIPS)

Master's Degree Program in Public Finance

The major aim of the Program is to train future fiscal leaders in taxation. Particular emphasis is placed on the education and training of government officials from developing countries worldwide who work in tax administration or equivalent departments. Administrative aspects of taxation are taught in the context of developing countries' economic and social development. An internship at the national Tax Administration (NTA) contributes to the students' experience of real problems faced during daily operation of tax administration. The master's degree one-year program in Public Finance is taught in English. The JJ/WBGSP and GRIPS signed a new agreement for a renewed partnership in 2003.

APPLICATION PROCEDURES

THE REGULAR PROGRAM

Application forms for the Regular Program are available from the end of September through January 31st of each year. Forms are available in English, French, Spanish, and Portuguese. Candidates may download the forms or apply online at the program web site:

<http://www.worldbank.org/wbi/scholarships>

Requests for application forms by mail should be sent to:

The World Bank

The JJ/WBGSP Secretariat

1818 H Street NW

Washington, DC 20433 USA

FAX: (202) 522-4036

THE PARTNERSHIP PROGRAMS

Application forms for the Partnership Programs are available from the cooperating university at different times depending on each Program's application cycle.

AFRICA

Makerere University in Uganda

Professor J. Ddumba-Ssentamu
Head, Department of Economics
Social Science Building
P.O. Box 7062
Kampala, Uganda
FAX: (256-41) 532-355
Email: maecon@uol.co.ug
Website: <http://www.makerere.ac.ug/economics/>

University of Cocody in Côte d'Ivoire

Professor Seca Assaba Paul
Director, Programme de
Formation en Gestion de
la Politique Economique
UFR-SEG/CIRES
05 BP 129, Abidjan 08
Côte d'Ivoire
FAX: (225-22) 48-8284
Email: gpe@globeaccess.net

University of Ghana in Ghana

Professor Yaw Asante
Head, Department of Economics
P.O. Box 57, Legon
Accra, Ghana
FAX: 233-21-501-486
Email: Economics@ug.gn.apc.org
Website: <http://www.ug.edu.gh>

University of Yaoundé II

Professor Roger Tsafack Nanfoss
Director, Faculty of Economics and
Management
Economic Policy Management Program
P.O. Box 1792
Yaoundé, Cameroon
FAX: (237-23) 73-89
Email: gpe@uycdc.uninet.com

JAPAN

Keio University

Professor Mitsuhiro Fukao, Director
Program in Taxation Policy and Management
Graduate School of Business & Commerce
International Center
15-45, Mita 2-chome
Minato-ku, Tokyo 108-8345, Japan
FAX: (81-3) 5427-1638
Email: jjwbgsp@Fbc.keio.ac.jp
Website: <http://www.fbc.keio.ac.jp/directory/directory.html>

National Graduate Institute for Policy Studies (GRIPS)

Professor Reiko Nakamura, Director Public
Finance Program
2-2 Wakamatsu-cho, Shinjuku-Ku
Tokyo 162-8677, Japan
FAX: 81-3-3341-0590
Website: <http://www.grips.ac.jp/index-e.html>

University of Tsukuba

Professor Neantro Saavedra-Rivano,
Director, Program in Policy Management
Graduate School of International
Political Economy
Tsukuba, Ibaraki 305-8573, Japan
FAX: (81-0-298) 53-6797
Email: wbgsp@gsipe.kokusai.tsukuba.ac.jp
Website: <http://www.tsukuba.ac.jp/index-e.html>

Yokohama National University

Professor Tatsuhiko Ikeda
Director, Program in Infrastructure
Management Graduate School of
International and Business Law
79-4 Tokiwadai, Hodogaya-ku
Yokohama 240-8501, Japan
FAX: (81-45) 339-3610
Email: Infra.office@iblaw.ynu.ac.jp
Website: <http://www.igss.ynu.ac.jp/index-e.htm>

Yokohama National University

Professor Shinjiro Hagiwara, Director
Director, Master's Program in Public
Policy & Taxation
79-3 Tokiwadai, Hodogaya-ku
Yokohama, Kanagawa 240-8501, Japan
FAX: (81-45) 339-3504
Email: is-mpe@ynu.ac.jp
Website: <http://www.igss.ynu.ac.jp/index-e.htm>

UNITED STATES OF AMERICA

Columbia University

Professor Arvid Lukauskas
Acting Director, Program in Economic Policy
Management
1034 International Affairs Building
420 West 118th Street
New York, NY 10027 USA
FAX: (212) 854-5935
Website: <http://www.columbia.edu/>

Harvard University

Carol Finney
Director, MPA/ID Program
75 John F. Kennedy Street
Cambridge, MA 02138 USA
FAX: (617) 495-9671
Website: <http://www.ksg.harvard.edu/programs/mpaid/>

APPENDIX

Table A1
JJ/WBGSP Regular Program Applicants: Distribution by Region and Gender 1987-2004

Region	Africa	E. Asia	ECA	LCR	MNA	S. Asia	Unknown	Part 1	Total
1987-1999									
Total	16,606	2,499	909	2,445	1,080	3,465	18	580	27,602
# Male	13,954	1,629	535	1,641	856	2,941	17	347	21,920
# Female	2,652	870	374	804	224	524	1	233	5,682
2000									
Total	2,275	372	146	352	199	480	0	45	3,869
# Male	1,827	189	82	200	159	378	0	19	2,854
# Female	448	183	64	152	40	102	0	26	1,015
2001									
Total	2822	288	145	419	258	457	0	34	4,423
# Male	2,283	150	69	232	188s	358	0	16	3,296
# Female	539	138	76	187	70	99	0	18	1,127
2002									
Total	1,542	260	105	313	88	365	0	50	2,723
# Male	1,252	129	52	165	66	278	0	20	1,962
# Female	290	131	53	148	22	87	0	30	761
2003									
Total	1,830	263	93	329	93	362	0	50	3,020
# Male	1,449	137	34	166	78	275	0	24	2,163
# Female	381	126	59	163	15	87	0	26	857
2004									
Total	2,178	234	100	407	149	331	0	62	3,461
# Male	1,793	128	52	205	126	250	0	24	2,578
# Female	385	106	48	202	23	81	0	38	883
Grand Total									
Total	27,253	3,916	1,498	4,265	1,867	5,460	18	821	45,098
# Male	22,558	2,362	824	2,609	1,473	4,480	17	450	34,773
# Female	4,695	1,554	674	1,656	394	980	1	371	10,325

Table A2
JJ/WBCSP Regular Program Applicants: Distribution by Region and Country 1987-2004

AFRICA	1987-1999	2000	2001	2002	2003	2004	Total
Angola	67	12	10	4	2	6	101
Benin	341	37	69	22	37	42	548
Botswana	54	5	7	3	9	9	87
Burkina Faso	287	42	45	38	41	44	497
Burundi	79	6	19	5	5	6	120
Cameroon	551	66	129	42	86	126	1,000
Cape Verde	9	11	3	1	3	1	28
Central African Republic	50	8	9	7	12	11	97
Chad	139	67	64	21	31	31	353
Comoros	14	3	4	1	3	4	29
Congo, Democratic Republic of	576	45	100	48	53	88	910
Congo, Republic of	184	68	61	21	18	35	387
Cote d'Ivoire	363	38	55	18	32	42	548
Djibouti	13	7	2	1	1	3	27
Equatorial Guinea	7	0	2	6	0	0	15
Eritrea	15	5	12	30	16	14	92
Ethiopia	875	134	180	143	213	205	1,750
Gabon	25	3	8	2	2	2	42
Gambia, The	111	15	12	14	21	21	194
Ghana	1,376	187	214	166	183	199	2,325
Guinea	170	42	67	23	31	30	363
Guinea Bissau	23	0	0	1	3	2	29
Kenya	1,383	266	231	113	111	95	2,199
Lesotho	64	9	12	8	10	12	115
Liberia	118	8	11	3	2	3	145
Madagascar	242	38	28	12	52	28	400
Malawi	308	46	66	40	29	35	524
Mali	201	13	21	7	10	20	272
Mauritania	62	5	8	6	9	15	105
Mauritius	17	0	1	6	3	2	29
Mozambique	41	10	17	4	3	2	77
Namibia	35	7	6	2	2	1	53
Niger	131	15	52	47	33	24	302
Nigeria	3,058	411	605	298	348	506	5,226
Rwanda	140	14	26	8	23	25	236
Sao Tome & Principe	7	1	2	2	0	1	13
Senegal	269	50	70	24	27	36	476
Seychelles	4	0	0	0	0	2	6
Sierra Leone	343	30	39	18	10	36	476
Somalia	104	4	0	0	1	1	110
South Africa	99	5	11	9	8	11	143
Sudan	530	36	35	19	16	19	655
Swaziland	51	14	3	4	4	6	82
Tanzania	1,599	186	177	102	101	127	2,292
Togo	154	34	42	32	33	41	336
Uganda	1,358	145	128	73	91	107	1,902
Zambia	535	87	110	69	87	91	979
Zimbabwe	424	40	49	19	15	11	558
Grand Total	16,606	2,275	2,822	1,542	1,830	2,178	27,253

Table A2
JJ/WBGSP Regular Program Applicants: Distribution by Region and Country 1987-2004

E. ASIA	1987-1999	2000	2001	2002	2003	2004	Total
Cambodia	73	14	12	14	11	10	134
China	1024	70	46	56	81	47	1324
East Timor	0	0	0	0	0	6	6
Fiji	12	3	0	6	1	1	23
Indonesia	384	94	64	54	29	27	652
Kiribati	2	1	0	1	0	0	4
Korea	67	11	7	0	0	0	85
Lao PDR	21	5	8	1	5	7	47
Malaysia	57	4	3	2	7	12	85
Mongolia	30	21	15	10	11	13	100
Myanmar	76	34	58	46	40	62	316
Papua New Guinea	11	3	1	3	10	6	34
Philippines	450	64	37	34	35	20	640
Solomon Islands	2	0	0	0	0	0	2
Thailand	139	23	12	9	8	4	195
Tonga	9	0	0	0	1	0	10
Vanuatu	0	0	2	0	1	0	3
Vietnam	132	25	23	24	22	18	244
Western Samoa	10	0	0	0	1	1	12
Grand Total	2,499	372	288	260	263	234	3,916

JJ/WBGSP Europe and Central Asia Applicants: Distribution by Region and Country 1987-2004

ECA	1987-1999	2000	2001	2002	2003	2004	Total
Albania	65	13	5	8	5	3	99
Armenia	15	7	5	3	2	4	36
Azerbaijan	16	3	2	2	2	4	29
Belarus	30	6	3	5	2	3	49
Bosnia	10	1	2	0	0	0	13
Bulgaria	84	10	10	12	6	4	126
Croatia	8	0	0	1	4	2	15
Czech Republic	16	2	0	0	1	0	19
Estonia	9	2	2	3	1	2	19
Georgia	21	10	17	12	8	9	77
Hungary	63	1	3	2	1	0	70
Kazakhstan	20	4	7	3	4	1	39
Kyrgyz Rep.	23	7	13	7	5	9	64
Latvia	7	2	1	0	4	1	15
Lithuania	6	4	6	3	2	1	22
Macedonia	5	0	2	0	2	0	9
Moldova	12	4	3	5	2	5	31
Poland	48	3	0	2	2	0	55
Portugal	10	1	0	0	0	0	11
Romania	84	13	16	6	6	9	134
Russia Federation	77	13	13	6	8	3	120
Serbia and Montenegro	51	1	3	1	2	2	60
Slovak Republic	17	2	3	1	1	0	24
Slovenia	6	0	1	3	0	1	11
Tajikistan	3	2	2	2	4	8	21
Turkey	150	18	7	10	10	20	215
Turkmenistan	2	0	0	0	1	1	4
Ukraine	35	8	10	3	3	2	61
Uzbekistan	16	9	9	5	5	6	50
TOTAL	909	146	145	105	93	100	1498

Table A2
JJ/WBCSP Regular Program Applicants: Distribution by Region and Country 1987-2004

LCR	1987-1999	2000	2001	2002	2003	2004	Total
Antigua	4	0	1	1	0	0	6
Argentina	194	24	22	30	27	26	323
Bahamas	10	1	0	1	0	0	12
Barbados	25	1	2	0	1	2	31
Belize	9	0	0	0	1	0	10
Bolivia	97	11	20	15	18	23	184
Brazil	156	25	31	17	20	21	270
Chile	139	6	14	19	12	21	211
Colombia	282	48	46	30	29	73	508
Costa Rica	51	3	8	7	2	5	76
Cuba	0	0	1	1	0	0	2
Dominica	17	1		2	2	1	23
Dominican Republic	22	5	3	0	1	3	34
Ecuador	130	15	26	11	10	9	201
El Salvador	32	8	4	1	1	3	49
Grenada	8	3	0	0	1	1	13
Guatemala	28	3	2	4	1	0	38
Guyana	43	6	8	6	5	2	70
Haiti	66	25	52	25	25	21	214
Honduras	26	1	7	2	4	9	49
Jamaica	65	7	7	12	7	5	103
Mexico	443	68	48	45	55	73	732
Nicaragua	25	2	7	7	8	4	53
Panama	15	1	2	4	0	1	23
Paraguay	26	0	1	2	1	2	32
Peru	283	58	74	51	62	61	589
St. Kitts	2	1	0	1	1	3	8
St. Lucia	28	1	6	1	1	0	37
St. Vincent	12	0	0	0	1	0	13
Suriname	9	0	0	0	0	0	9
Trinidad & Tobago	45	1	7	1	2	0	56
Uruguay	81	18	14	13	22	19	167
Venezuela	71	8	6	4	9	19	117
West Indies	1	1	0	0	0	0	2
Grand Total	2,445	352	419	313	329	407	4,265

Table A2
JJ/WBGSP Regular Program Applicants: Distribution by Region and Country 1987-2004

MNA	1987-1999	2000	2001	2002	2003	2004	Totals
Afghanistan	11	2	2	0	1	5	21
Algeria	135	29	46	14	17	29	270
Bahrain	4	0	0	0	0	0	4
Egypt	390	93	68	17	34	25	627
Iran	59	15	16	3	3	21	117
Iraq	18	1	4	1	1	0	25
Jordan	109	9	14	16	3	11	162
Kuwait	6	0	1	0	0	0	7
Lebanon	23	4	1	0	1	0	29
Libya	6	0	0	0	2	0	8
Malta	2	0	0	0	0	0	2
Morocco	132	15	48	10	10	5	220
Oman	6	0	1	5	1	2	15
Saudi Arabia	11	0	0	0	1	0	12
Syria	25	1	9	1	1	1	38
Tunisia	76	2	26	6	2	2	114
West Bank and Gaza	16	15	10	10	11	27	89
Yemen Republic	51	13	12	5	5	21	107
Grand Total	1,080	199	258	88	93	149	1,867

JJ/WBGSP Regular Program Applicants: Distribution by Region and Country 1987-2004

SOUTH ASIA	1987-1999	2000	2001	2002	2003	2004	Totals
Bangladesh	717	62	53	57	51	54	994
Bhutan	25	4	8	5	9	5	56
India	1,030	96	83	114	119	108	1,550
Maldives	38	2	3	3	0	0	46
Nepal	703	94	103	67	61	71	1,099
Pakistan	740	199	172	100	100	67	1,378
Sri Lanka	212	23	35	19	22	26	337
TOTAL	3,465	480	457	365	362	331	5,460

Table A2
JJ/WBGSP Regular Program Applicants: Distribution by Region and Country 1987-2004

PART I	1987-1999	2000	2001	2002	2003	2004	Total
Australia	13	0	0	0	0	0	13
Austria	1	0	0	0	0	0	1
Bahrain	0	0	0	0	0	1	1
Belgium	4	1	0	0	0	0	5
Canada	34	1	0	0	0	0	35
Cyprus	21	0	0	0	0	1	22
Finland	4	0	0	0	0	0	4
France	36	0	0	0	0	0	36
Germany	22	1	0	0	0	0	23
Greece	31	1	0	0	0	0	32
Iceland	1	0	0	0	0	0	1
Ireland	9	0	0	0	1	0	10
Israel	16	2	0	0	1	0	19
Italy	21	0	0	0	0	0	21
Japan	173	35	31	50	45	56	390
Korea, Rep.	0	0	0	0	0	2	2
Kuwait	0	0	0	0	0	1	1
Qatar	1	0	0	0	0	0	1
Netherlands	7	0	0	0	0	0	7
New Zealand	3	0	0	0	0	0	3
Norway	2	0	0	0	0	0	2
Saudi Arabia	0	0	0	0	0	0	0
Singapore	16	1	3	0	2	1	23
Spain	18	2	0	0	1	0	21
Sweden	4	1	0	0	0	0	5
Switzerland	1	0	0	0	0	0	1
Taiwan	1	0	0	0	0	0	1
United Kingdom	44	0	0	0	0	0	44
United States	97	0	0	0	0	0	97
Grand Total	580	45	34	50	50	62	821
<hr/>							
	1987-1999	2000	2001	2002	2003	2004	Total
Total of Developing Member Countries	27,004	3,824	4,389	2,673	2,970	3,399	44,259
Total of Industrialized Countries	580	45	34	50	50	62	821
Unknown	18	0	0	0	0	0	18
Total Member Countries	27,602	3,869	4,423	2,723	3,020	3,461	45,098

Table A3
JJ/WBGSP Regular Program Awards: Distribution by Region and Gender 1987-2004

Region	Africa	E. Asia	ECA	LCR	MNA	S. Asia	Part 1	Total
1987-1999								
Total	532	362	161	229	90	248	119	1,741
# of Men	386	210	90	141	68	194	91	1180
# of Women	146	152	71	88	22	54	28	561
2000								
Total	147	61	26	41	22	47	9	353
# of Men	94	29	14	23	15	31	4	210
# of Women	53	32	12	18	7	16	5	143
2001								
Total	78	41	20	26	10	25	8	208
# of Men	42	22	10	13	8	19	4	118
# of Women	36	19	10	13	2	6	4	90
2002								
Total	72	33	14	25	12	17	10	183
# of Men	43	19	9	16	9	11	5	112
# of Women	29	14	5	9	3	6	5	71
2003								
Total	140	58	40	41	14	47	17	357
# of Men	94	33	17	27	11	36	6	224
# of Women	46	25	23	14	3	11	11	133
2004								
Total	170	67	41	63	31	34	17	423
# of Men	115	30	21	33	25	24	6	254
# of Women	55	37	20	30	6	10	11	169
Grand Total								
Total	1139	622	302	425	179	418	180	3,265
# of Men	774	343	161	253	136	315	116	2,098
# of Women	365	279	141	172	43	103	64	1,167

Table A4
JJ/WBGSP Scholarship Awards: Distribution by Region and Country 1987-2004

AFRICA	1987-1999	2000	2001	2002	2003	2004	Total
Angola	2	3	1	0	0	1	7
Benin	16	6	0	1	4	4	31
Botswana	3	1	0	0	0	3	7
Burkina Faso	21	5	2	2	7	8	45
Burundi	7	2	1	2	3	3	18
Cameroon	20	7	3	4	5	4	43
Cape Verde	1	1	0	0	1	0	3
Central African Republic	1	3	2	2	3	2	13
Chad	8	4	1	3	2	4	22
Comoros	1	1	0	2	0	2	6
Congo, Democratic Republic of	5	2	3	3	2	3	18
Congo, Republic of	7	4	2	2	3	4	22
Côte d'Ivoire	14	3	3	2	3	4	29
Djibouti	0	1	0	0	0	0	1
Eritrea	2	1	1	0	2	5	11
Ethiopia	33	7	5	3	7	9	64
Gabon	4	0	1	0	1	0	6
Gambia	5	1	1	0	3	3	13
Ghana	53	6	4	6	5	9	83
Guinea	14	4	2	0	4	4	28
Guinea-Bissau	0	1	0	0	0	0	1
Kenya	38	8	6	5	12	8	77
Lesotho	1	2	0	1	1	3	8
Liberia	6	1	1	0	0	2	10
Madagascar	16	4	3	1	5	6	35
Malawi	12	4	1	2	1	3	23
Mali	7	2	0	1	3	4	17
Mauritania	4	0	1	1	2	3	11
Mauritius	1	0	0	1	1	0	3
Mozambique	2	0	1	0	0	0	3
Namibia	3	0	1	0	0	0	4
Niger	5	4	2	1	4	3	19
Nigeria	55	8	5	3	7	9	87
Rwanda	9	3	1	1	6	4	24
Sao Tome & Principe	2	0	0	0	0	0	2
Senegal	12	5	3	2	5	7	34
Seychelles	1	0	0	0	0	1	2
Sierra Leone	9	5	3	3	6	5	31
Somalia	3	0	0	0	0	1	4
South Africa	6	0	2	0	3	3	14
Sudan	16	7	3	3	4	7	40
Swaziland	3	1	0	1	0	3	8
Tanzania	27	9	3	3	8	7	57
Togo	7	4	1	3	4	7	26
Uganda	40	6	5	4	7	4	66
Zambia	18	8	3	3	5	5	42
Zimbabwe	12	3	1	1	1	3	21
TOTAL	532	147	78	72	140	170	1,139

Table A4
JJ/WBGSP Scholarship Awards: Distribution by Region and Country 1987-2004

**EAST ASIA
 & PACIFIC**

	1987-1999	2000	2001	2002	2003	2004	Total
Cambodia	12	1	5	4	5	3	30
China	126	8	7	5	8	10	164
Fiji	2	0	0	0	0	1	3
Indonesia	32	9	4	4	8	7	64
Kiribati	0			1	0	0	1
Korea	15	1	0	0	0	0	16
Lao PDR	9	2	1	1	1	6	20
Malaysia	5	1	0	1	2	3	12
Mongolia	17	9	3	3	5	5	42
Myanmar	21	10	5	4	12	11	63
Papua New Guinea	3	1	0	1	1	3	9
Philippines	47	7	5	2	5	6	72
Thailand	19	5	5	1	2	1	33
Tonga	2	0	0	0	1	0	3
Vietnam	50	7	6	6	8	10	87
Western Samoa	2	0	0	0	0	1	3
TOTAL	362	61	41	33	58	67	622

JJ/WBGSP Scholarship Awards: Distribution by Region and Country 1987-2004

**EUROPE &
 CENTRAL ASIA**

	1987-1999	2000	2001	2002	2003	2004	Total
Albania	9	1	0	2	1	3	16
Armenia	8	1	1	0	4	1	15
Azerbaijan	4	1	1	0	1	2	9
Belarus	6	0	0	2	0	0	8
Bosnia	1	0	0	0	0	0	1
Bulgaria	17	3	4	1	3	1	29
Croatia	2	0	0	0	1	0	3
Czech Republic	1	0	1	0	1	0	3
Estonia	3	0	0	0	0	1	4
Georgia	9	3	1	1	4	4	22
Hungary	11	0	0	0	1	0	12
Kazakhstan	6	0	2	1	2	2	13
Kyrgyz Republic	2	2	2	1	2	3	12
Latvia	4	0	0	0	1	0	5
Lithuania	2	1	2	0	1	1	7
Macedonia	3	0	0	0	0	0	3
Moldova	3	1	0	2	0	3	9
Poland	3	1	0	0	1	0	5
Romania	14	3	1	1	5	3	27
Russia Federation	18	0	0	0	3	1	22
Serbia and Montenegro	2	0	0	0	1	1	4
Slovak Republic	4	0	0	0	0	0	4
Slovenia	3	0	0	0	0	0	3
Tajikistan	2	1	0	1	0	2	6
Turkey	9	3	1	1	4	7	25
Turkmenistan	0	0	1	0	0	2	3
Ukraine	6	3	2	0	0	0	11
Uzbekistan	9	2	1	1	4	4	21
Total	161	26	20	14	40	41	302

Table A4
JJ/WBGSP Scholarship Awards: Distribution by Region and Country 1987-2004

LCR	1987-1999	2000	2001	2002	2003	2004	Total
Argentina	18	4	2	3	2	3	32
Bahamas	0	1	0	0	0	0	1
Barbados	0	0	0	0	0	1	1
Belize	2	0	0	0	0	0	2
Bolivia	8	1	1	1	2	6	19
Brazil	16	3	2	3	2	8	34
Chile	16	2	2	0	4	5	29
Colombia	24	5	4	1	4	4	42
Costa Rica	4	0	1	2	0	1	8
Dominica	1	0	0	0	1	0	2
Dominican Republic	2	0	0	0	0	0	2
Ecuador	13	2	1	1	1	1	19
El Salvador	2	1	2	1	1	0	7
Grenada	1	1	0	0	0	1	3
Guatemala	6	0	0	1	1	0	8
Guyana	13	2	1	1	1	2	20
Haiti	11	4	0	3	2	1	21
Honduras	1	0	1	0	1	3	6
Jamaica	4	1	0	1	0	2	8
Mexico	28	5	4	1	5	8	51
Nicaragua	2	0	0	1	2	1	6
Panama	0	0	0	0	0	1	1
Paraguay	1	0	0	0	0	0	1
Peru	35	5	3	2	6	6	57
St. Kitts	1	0	0	0	1	2	4
St. Lucia	2	0	1	1	0	0	4
St. Vincent	1	0	0	0	1	0	2
Suriname	1	0	0	0	0	0	1
Trinidad & Tobago	5	0	0	1	1	0	7
Uruguay	6	3	1	1	2	3	16
Venezuela	5	1	0	0	1	4	11
TOTAL	229	41	26	25	41	63	425

JJ/WBGSP Scholarship Awards: Distribution by Region and Country 1987-2004

MNA	1987-1999	2000	2001	2002	2003	2004	Total
Afghanistan	1	0	0	0	1	1	3
Algeria	10	4	2	2	1	3	22
Egypt	30	5	3	1	3	7	49
Iran	11	3	1	1	2	6	24
Iraq	2	0	0	0	0	0	2
Jordan	12	1	1	2	1	3	20
Lebanon	1	1	0	1	0	0	3
Morocco	13	3	2	1	1	1	21
Oman	0	0	0	0	0	0	0
Syria	0	1	0	0	0	1	2
Tunisia	6	0	1	1	1	1	10
West Bank & Gaza	3	3	0	2	2	5	15
Yemen Republic	1	1	0	1	2	3	8
TOTAL	90	22	10	12	14	31	179

Table A4
JJ/WBGSP Scholarship Awards: Distribution by Region and Country 1987-2004

SOUTH ASIA	1987-1999	2000	2001	2002	2003	2004	Total
Bangladesh	30	8	3	2	9	6	58
Bhutan	9	0	3	3	5	3	23
India	101	14	8	4	11	10	148
Maldives	4	1	0	0	0	0	5
Nepal	43	5	3	3	5	5	64
Pakistan	45	15	6	3	11	4	84
Sri Lanka	16	4	2	2	6	6	36
TOTAL	248	47	25	17	47	34	418

JJ/WBGSP Scholarship Awards: Distribution by Region and Country 1987-2004

PART I	1987-1999	2000	2001	2002	2003	2004	Total
Australia	1	0	0	0	0	0	1
Belgium	1	0	0	0	0	0	1
Canada	4	0	0	0	0	0	4
Cyprus	1	0	0	0	0	0	1
Ireland	1	0	0	0	0	0	1
Italy	1	0	0	0	0	0	1
Japan	103	9	8	10	17	17	164
Sweden	1	0	0	0	0	0	1
United Kingdom	1	0	0	0	0	0	1
United States	5	0	0	0	0	0	5
TOTAL	119	9	8	10	17	17	180

TOTAL AWARDEES	1987-1999	2000	2001	2002	2003	2004	Totals
Total of Developing Member Countries	1,622	344	200	173	340	406	3,085
Total of Industrialized Countries	119	9	8	10	17	17	180
Total Member Countries	1,741	353	208	183	357	423	3,265

STEERING COMMITTEE, 1987-2003

CHAIRMAN

Director, World Bank Institute
Christopher Willoughby (1987-90)
Amnon Golan (1990-94)
Vinod Thomas (1994-99)

VICE PRESIDENT

World Bank Institute
Vinod Thomas (1999-2001)
Frannie A. Léautier (2002-Present)

DEPUTY CHAIRMAN

Mitsukazu Ishikawa, Executive Director (1987-90)
Masaki Shiratori, Executive Director (1990-92)
Yasuyuki Kawahara, Executive Director (1992-95)
Atsuo Nishihara, Executive Director (1995-98)
Satoru Miyamura, Executive Director (1999-2000)
Yuzo Harada, Executive Director (2000-Present)

MEMBERS

Executive Directors

Girmai Abraham (2001-2002)
Joaquim R. Carvalho (1997-98)
John W. Cosgrove (1991-94)
Godfrey Gaoseb (1999-2000)
Jonas H. Haralz (1989-91)
Ulrik Haxthausen (1987-88)
Neil Hyden (2000-Present)

Louis A. Kasekende (2003-Present)
Chang-Yuel Lim (1990-91)
Pedro Malan (1987-88)
Moises Naim (1991-92)
Julio Noguez (1994-96)
Franco Passacantando (1997-99)
Jorge Pinto (1989-90)
Walter Rill (1994-96)
Mohd. Ramli Wajib (1989-95)

VICE PRESIDENTS AND SENIOR MANAGERS

Yoshiaki Abe (1991-94)
Shinji Asanuma (1987-91)
Jean Baneth (1987-89)
Marito H. Garcia (2002-Present)
Wafik Grais (2003-Present)
Isabel Guerrero (1998-2000)
Aklilu Habte (Advisor) (1987-89)
Motoo Kusakabe, VP, RMC (1999-2002)
Geoffrey B. Lamb (2003-Present)
Callisto Madavo (1987-89)
Katherine Marshall (1990-Present)
Ontefetse K. Matambo (1993-94)
Mustapha K. Nabli (2000-2002)
Gobind Nankani (1996-97)
Mieko Nishimizu, VP, SAR (1995-2000)
Michel Petit (1989-95)

SECRETARIAT, 1987-2002

Supervising Manager

Timothy King (1987-91)
Armand Van Nimmen (1991-95)
Alexander H. ter Weele (1995-96)
Ray C. Rist (1997-2000)
Michael N. Sarris (2000-2002)
Karin C. Millett (2003)
Kabir H. Ahmed (2002-Present)

Administrator

A. Robert Sadove (1987-91)
Frank Farner (1991-98)
Abdul-Monem Al-Mashat (1998-present)

Program Officer

Maribel de Liedekerke (1988-2000)
Shobha Kumar (1991-2000)
Marie des Neiges Grossas (1995-present)

Program Assistant

Maria-Isabel Ruiz-Galindo (1998-present)
Maria Orellano (1999-2002)
Song Li Ting Fong (2001-present)

Junior Professional Associates

Timothy Mark Maruska (2003-present)
Francis Coloso Sunaz (2003-present)

Information Technician

Logan Van Tassel (1991-95)
Anita Woods (1996-2000)

Team Assistant

Shirly Rajan (1997-98)
Monica Civali (1999-2000)



**JOINT JAPAN/WORLD BANK GRADUATE
SCHOLARSHIP PROGRAM
(JJ/WBGSP)**

Phone: 202-473-6849

Fax: 202-522-4036

www.worldbank.org/wbi/scholarships/

Email: jjwbgsp@worldbank.org



THE WORLD BANK

1818 H. Street, NW

Washington, DC 20433

USA

www.worldbank.org/

Information Line: 202-458-2498

Email: wbi_infoline@worldbank.org