

ENGINES ON FOR THE PAY-PER-MILE REVOLUTION

FACTS & FIGURES FROM THE BY MILES TRIAL

Between May and July this year, 101 UK motorists took our pay-per-mile policy and driving app for a test drive. Here's what happened during three months on the road.

BY__MILES

19,307

journeys

148,004

miles driven

That's nearly

6x

round the earth

8%

of drivers used our app to fix their car [or got a mechanic to do it]

Cars found 307 times using our Find My Car tool



1 attempted car break-in foiled by our customer support team

Over 1/2 our trial drivers had

5+

years no claims bonus

8%

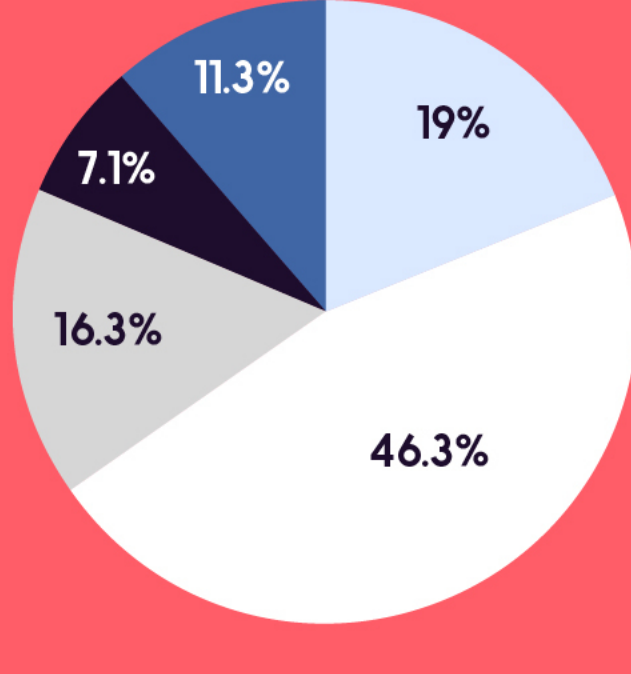
of drivers make a claim each year*

BUT ONLY 2 drivers

had accidents during our trial. Only one made a claim: for a broken windscreen

65%

of journeys were 5 miles or fewer

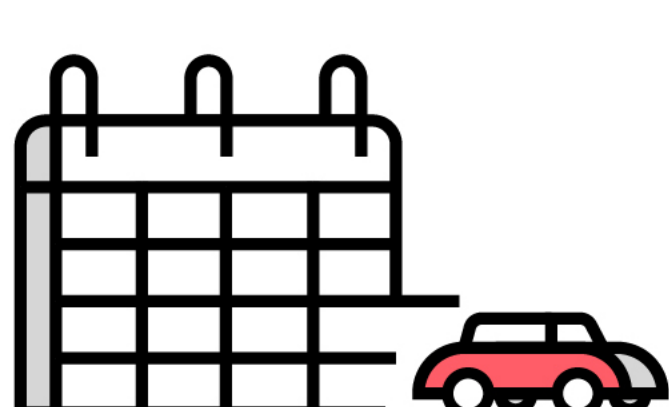


1 mile
1-5 miles
5-10 miles
10-15 miles
15+ miles

39%

of drives happened at the weekend

Most popular day to drive Saturday



Busiest driving date


2nd July

3,464

miles clocked up

Longest journey without stopping

308 miles



UK, Italy, France & Spain

Drivers travelled through

10,178

journeys crossed a roundabout



611 petrol station stops

Approximately

£20,449.97

spent on fuel **



Most popular motorway

M25



Most popular A road

A406 (North Circular)

Drivers that saved on our trial saved £35.28 on average over three months***

If they carried on like this for a full year they'd save

£141.11

on their car insurance



68%

said the experience with By Miles was better than their current car insurer

99% said the experience was the same or better

Fairer, smarter and more flexible insurance for low mileage drivers

By Miles is the UK's first real-time pay-per-mile car insurer and it's launching soon. Pay a simple monthly subscription to cover your car when it's parked and a tailored per-mile rate only when you drive.

Join the waiting list for the pay-per-mile revolution at bymiles.co.uk

Sources:

Driving UK MPG from the trial comes from 101 vehicles using our Miles Tracker between 8th May 2017 and 31st July 2017.

All other data unless stated comes from 82 survey respondents that used our using our Miles Tracker and driving app between 8th May 2017 and 31st July 2017.

*3,000,000 car insurance claims (2014). Source: ABI

(<https://www.abi.org.uk/globalassets/sitecore/files/documents/publications/public/2014/key-facts/abi-key-facts-2014.pdf>)

35,600,000 licensed cars on the road (2014). Source: Department for Transport

(<https://www.gov.uk/government/statistics/vehicle-licensing-statistics-2014>)

**Average price of fuel at £1.15. The average price of a litre of fuel in the UK is now around £1.14 for petrol and £1.16 for diesel.

Source: [bbc.co.uk](http://www.bbc.co.uk/news/business-21238363) (<http://www.bbc.co.uk/news/business-21238363>)

Average UK MPG at 37.837. Source: [Fuel-economy.co.uk](http://www.fuel-economy.co.uk) (<http://www.fuel-economy.co.uk/stats.html>)

***Comparing simulated subscription and per-mile rate based on individual driver information submitted at the start of the trial with the customer's current car insurance premium

Authorised and regulated by the Financial Conduct Authority (FCA) number 773046. By Miles Ltd, Oriol House, Oriol Rd, Bootle L20 7EP is a registered company number 09498559 incorporated in the United Kingdom. Registered with the information commissioners office (ICO) number ZA219758.