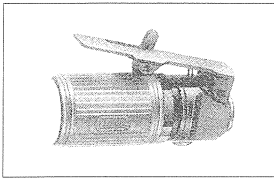


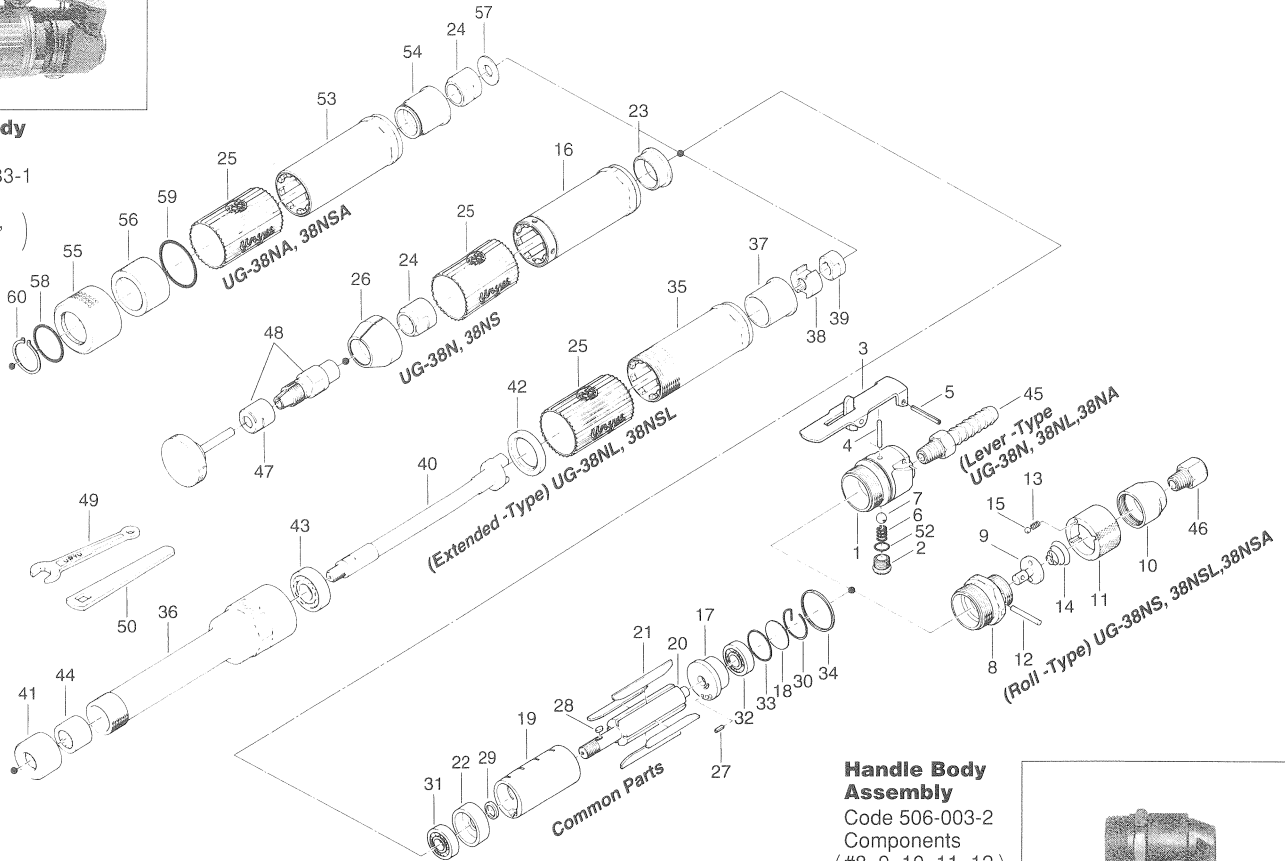
# UG-38N SERIES DIE GRINDERS

## EXPLODED VIEW



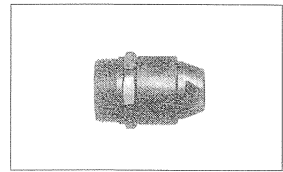
### Handle Body Assembly

Code 505-983-1  
Components  
(#1, 2, 3, 4, 5,  
6, 7, 52)



### Handle Body Assembly

Code 506-003-2  
Components  
(#8, 9, 10, 11, 12,  
13, 14, 15)



## PARTS LIST

UG-38N,38NL,38NA Handle Body assembly components are marked with "○"  
UG-38NS,38NSL,38NSA Handle Body assembly components are marked with "×"

Index No.	Code No.	Parts Name	Quantity	Index No.	Code No.	Parts Name	Quantity	Index No.	Code No.	Parts Name	Quantity
<b>505-983-1 UG-38N,38NL,38NA Handle Body Assembly</b>				#21	505-288-1	Blade	4	#43	982-101-0	Ball Bearing (6001)	1
# 1	504-014-0	○ Handle Body	1	#22	505-289-1	Front Plate	1	#44	988-290-0	Needle Roller Bearing (TA-1215)	1
# 2	601-108-1	○ Valve Plug	1	#25	505-767-2	Casing Cover	1	<b>PARTS FOR US-38NA,38NSA</b>			
# 3	505-914-2	○ Self-locking Valve Lever Assembly	1	#27	973-006-0	Roll Pin (2×6)	1	#53	505-025-6	Casing	1
# 4	970-239-0	○ Pin (H)(3×21)	1	#28	974-005-0	Key (3×6)	1	#54	505-395-6	Outer Ring	1
# 5	973-124-0	○ Roll Pin (3×24)	1	#29	975-023-0	Spacer (11.8×8×2.6)	1	#24	505-396-1	Inner Ring	1
# 6	976-114-0	○ Spring (6×18)	1	#30	978-219-0	Snap Ring (22×1.2)	1	#55	505-782-6	Exhaust Deflector	1
# 7	981-207-0	○ Ball (9/32)	1	#31	982-015-0	Ball Bearing (608)	1	#56	505-099-6	Damper Towel	1
#52	990-904-0	○ O-Ring (SNS-6)	1	#32	982-021-0	Ball Bearing (626)	1	#57	505-296-6	Front Plate Spacer	1
<b>506-003-2 UG-38NS,NSL,NSA Handle Body Assembly</b>				#33	990-914-0	O-Ring (SNS-16)	1	#58	990-917-0	O-Ring (SNS-24)	1
# 8	506-014-2	× Handle Body	1	#34	990-923-0	O-Ring (SNS-26)	1	#59	990-925-0	O-Ring (SNS-32)	1
# 9	506-100-2	× Valve	1	<b>PARTS FOR UG-38N,38NS</b>				#60	979-119-0	Outer Snap Ring (22)	1
#10	506-090-2	× Air Inlet Bushing	1	#16	505-025-1	Casing	1	<b>STANDARD ACCESSORIES</b>			
#11	506-015-2	× Valve Handle	1	#23	505-395-1	Outer Ring	1	#45	940-114-0	Air Hose Nipple(NPT 1/4×3/8)	1
#12	971-224-0	× Pin (3×24)	1	#24	505-396-1	Inner Ring	1	#46	942-114-0	Connecting Screw (1/4×NPT1/4) (Only for Roll-Type)	1
#13	976-022-0	× Spring (3×5.5)	1	#26	505-782-1	Exhaust Deflector	1	#47	505-412-1	Chuck Nut	1
#14	977-080-0	× Cone Spring (7×18×10)	1	<b>PARTS FOR UG-38NL,38NSL</b>				#48	923-510-0	Collect Chuck Assembly (3)	1
#15	981-002-0	× Ball (1/8)	1	#35	507-025-1	Casing	1	#	923-512-0	Collect Chuck Assembly (6) (Standard)	1
<b>UG-38 SERIES COMMON PARTS</b>				#36	507-033-1	Wheel Spindle Casing	1	#	923-515-0	Collect Chuck Assembly (1/8)	1
#17	505-285-2	Rear Plate	1	#37	507-395-1	Outer Ring	1	#	923-516-0	Collect Chuck Assembly (1/4)	1
#18	505-291-1	Rear Plate Spacer	1	#38	507-366-2	Clutch	1	#49	936-514-0	Spanner (14)	2
#19	505-286-1	Cylinder	1	#39	507-338-1	Clutch Stand	1	#50	939-101-0	Spanner(5.5×17.5×120)	1
#20	505-287-1	Rotor	1	#40	507-390-3	Wheel Spindle	1				
				#41	507-074-1	Wheel Spindle Casing	1				
				#42	975-236-0	Spacer (30×21×4)	1				

When ordering spare parts, please Specify tool type, code number and parts name.

Printed in Japan



**URYU SEISAKU, LTD.** Osaka, Japan

For further information, please contact at any time your nearest URYU distributor.

OKA-106-08-05-16-3025