


LSM-BE

LIFT SYSTEM MEDIUM WITH BOX ENCLOSURE

fa


future automation

INTEGRATION CONSIDERATIONS




**High Risk - Crushing**

Crush hazard between the base panel and the cabinet top as the lift closes.




**Mitigation**

Ensure the top panel is not fixed to the box enclosure, instead attach it using the included safety bracket (See LSM instructions for correct setup procedure). In the event of an obstruction the lid will lift to clear it.




**High Risk - Crushing**

Crush hazard at the cabinet aperture when mechanism is opening.




**Mitigation**

The implementation of a box enclosure with tight shadow gaps can help alleviate this risk. The cabinet top should be floating on locator dowels to allow vertical movement if an obstruction is caught between it and the base panel. A tapeswitch is another useful method to prevent fingers getting crushed (see Fig A).



**High Risk - Crushing**

Crush hazard below the mechanism when mechanism is closing.



**Mitigation**

Ensure area below the mechanism is kept clear at all times when the mechanism is being used. If installing or maintaining the mechanism do so with the mechanism turned off.

- General Mitigations:**

  - Implement a hold to run/dead man switch operation.
  - Control methods should be located within direct line of site of the mechanism.
  - Implement password or key switch protected operation.

