
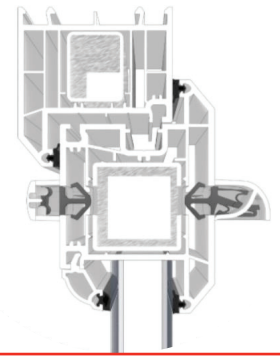


## Repair Link Trickle Vent 2500



### Features

- Replacement trickle vent used for the repair, replacement, maintenance and improvement of trickle vents
- For most applications where the rout height is between 10 mm and 13 mm and under 210mm long
- Compact sleek design that sits discreetly within the window
- Canopy extends only 25mm
- Aerodynamic feature directs the air flow efficiently through the vents pathway
- Developed to meet the minimum requirements of the building regulations Part F1:2010 (updated December 2021, for implementation June 2022)
- Improved dB noise reduction to new levels of performance whilst retaining the aesthetically pleasing design
- Available in a range of colours to complement the window
- Supplied with fixing clips fitted, so the vent easily pushes into place. Installing within seconds
- Option to screw fix if preferred, which may be required in combination with the clips in some instances to ensure retention
- The clips automatically centre the vent in the rout, aiding location ensuring it is fitted level on the window



Profile cross section



Rout in window

## Repair Link Trickle Vent 2500

### Ordering Details

#### Repair Link Trickle Vent 2500

Colour	Part Code
White	WVERLWHCF2500
Brown	WVERLBRCF2500
Anthracite Grey (RAL 7016)	WVERLGRCF2500
Plain Golden Oak	WVERLOGCF2500
White (INT)/ Anthracite Grey (EXT)	WVERLWGCF2500

Other colours available, please contact us for the latest range.

### Technical Information

#### Equivalent area

Rout Height 10mm: 2000mm<sup>2</sup> EQ, Rout Height 13mm: 2500mm<sup>2</sup> EQ

#### Acoustic D n,e,w (+/-) - vent open

Rout Height 10mm: 35\* (-1;1), Rout Height 13mm: 34\* (-1;1)

#### Acoustic D n,e,w (+/-) - vent closed

Rout Height 10mm: 40\* (0;0), Rout Height 13mm: 46\* (-1;-1)

#### Air leakage

0.39 m<sup>3</sup>/h 0.11 L/s

#### Watertightness

Tested to BS EN 13141-1 2500 vent – Resistant to water penetration using method 1A meeting Class 9A requirement up to and at 600pa in BS EN 12208.

#### dB rating

Airborne sound insulation to BS EN ISO 10140-1:2016 and BS EN ISO 10140-2.

### Packaging

#### Repair Link Trickle Vent 2500

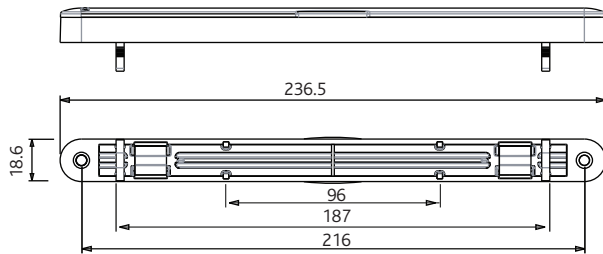
Internal and external vents package together separately. 100 per box.

Please note: Internal and External Vent Clips are 3.5mm thick, Vents have multiple clip positions that vary between the External and Internal Vent. If securing vents using clips only, it is recommended that 4 are used to secure to the window.

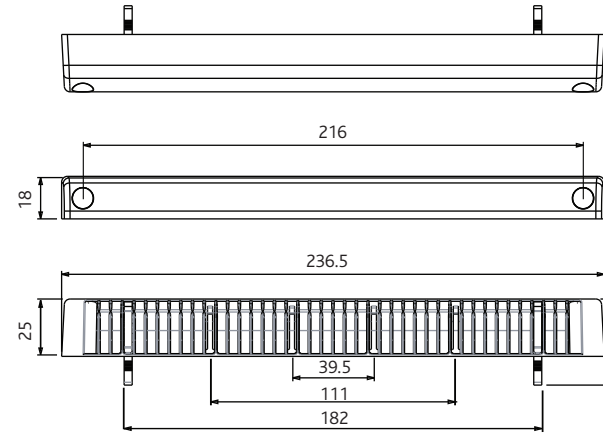
All dimensions are in mm. We reserve the right to change specification without notice. It is the responsibility of the window manufacturer and installer to ensure that the finished product meets any required building, safety and performance regulations.



#### Internal Vent



#### External Vent



Internal				External								Ventilator			
Ventilator				Canopy				Grille (Timber, Sliding door, Sash)							
H (mm)	L (mm)	D (mm)	Weight (gram)	H (mm)	L (mm)	D (mm)	Weight (gram)	H (mm)	L (mm)	D (mm)	Weight (gram)	Attachment type	Rout H (mm)	Rout L (mm)	Stand W (mm)
18.5	236.5	15	30	18.5	236.5	25	30	26	236.5	2.5	11	Clip or Screw	13 or 10	1x204	na