



**HOWARTH TIMBER
& BUILDING SUPPLIES**

we are

TIMBER



ORDER ONLINE 24/7
howarth-timber.co.uk

much more than just timber










FOR ALL YOUR TIMBER REQUIREMENTS, WE HAVE **EVERYTHING YOU NEED**

Timber has been the foundation of Howarth Timber & Building Supplies since 1840. Throughout our development to become a true one-stop-shop, it still remains at the heart of what we do.

As a member of the Timber Development UK (TDUK) Responsible Purchasing Policy we are committed to ensuring that the Howarth supply chain meets the UK's government sustainability and legality requirements.

Our specialist knowledge will continue to make us a dedicated timber merchant – not just another builder's merchant selling timber.

	08 PLANED SQUARE EDGE
	12 SKIRTING, ARCHITRAVE & WINDOW BOARD
	20 MOULDINGS, LININGS & CASINGS
	26 CLADDING & FLOORING
	34 DECKING, FENCING & SLEEPERS
	48 STRUCTURAL SOFTWOOD & BATTENS
	52 SHEET MATERIALS



A COMMITMENT TO SUSTAINABILITY

Howarth Timber & Building Supplies are committed to responsible purchasing, all of our timber comes from sustainable, well-managed resources.

We work consistently to reduce the impact that our activities have on current and future generations. As a group we have achieved the Chain of Custody certification covering all divisions, proving compliance with government specifications for timber sourced from legal and well-managed sources. The certification also confirms that we meet the requirements of the construction industry's independent third party audit organisations.



Scan QR code for
Certifications &
Accreditations



ENVIRONMENTAL CREDENTIALS



Responsible Purchaser

Responsible Purchaser seek the purchase and service of goods that minimise negative and enhance positive impacts on the environment and society. By incorporating social, environmental and ethical considerations into purchasing decisions they endeavour to make a positive contribution to the environment and society.



Timber Development UK

The largest, most comprehensive supply chain body for timber in the UK. They connect, inspire, and support more than 1500 businesses to build a better world through wood.



BMF

The BMF is the only trade association that represents and protects the interests of builders' merchants and suppliers to the building materials industry in the UK and Ireland.



House Builders Federation

The Home Builders Federation (HBF) is the representative body of the home building industry in England and Wales. The HBF's member firms account for some 80% of all new homes built in England and Wales in any one year.



HOWARTH ENVIRONMENTAL GUARANTEE

ETHICALLY SOURCED & EXPERTLY SOLD

Chain Of Custody Accredited Timber



WE'RE NEVER FAR AWAY

We've come along way since the company was established in 1840. We have grown our branch network to 37 branches, meaning we are able to offer you a greater service, wherever you are working.

📌 COMPETITIVE PRICING

With our impressive buying power and size, we offer everyday great value and spectacular offers all year round.

📌 CONSISTENT PRICING

You can always rely on us, we make sure that what you're charged is what we agreed. No more pricing queries, no more hassle!

📌 PRODUCT RANGE & AVAILABILITY

From C16 and fence posts, to doors, flooring and joinery (and much more!), our timber expertise is what sets us apart

📌 KNOWLEDGABLE STAFF

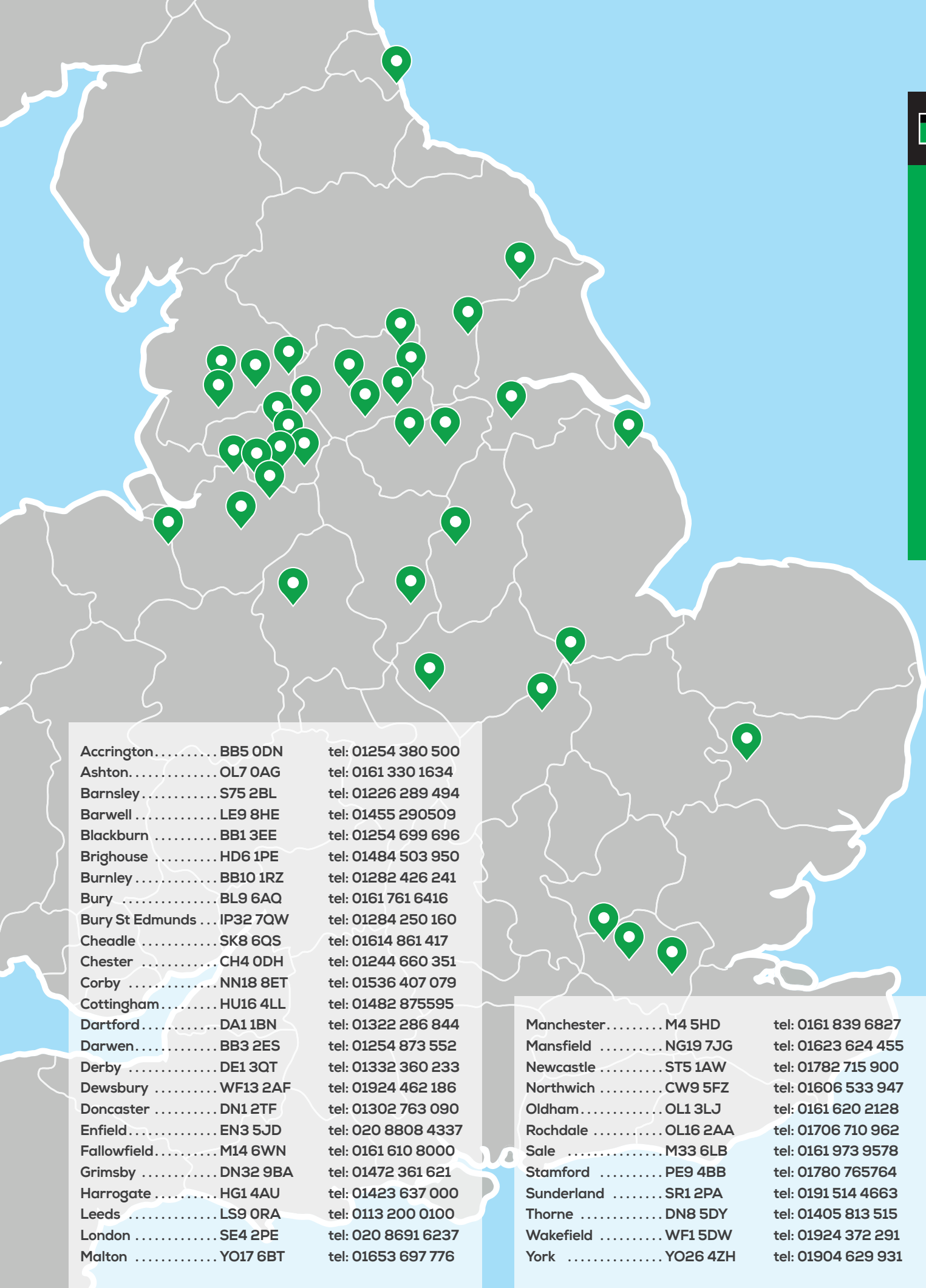
Our friendly and knowledgeable staff are the beating heart of the business, able to assist and advise at all project stages.

📌 SERVICE

Putting customers first has been what sets us apart from the competition, since 1840 our legacy is built on trust.



Utilising the UK's largest most technically advanced mill for all our machined softwoods and MDF ranges, ensuring premium quality finished products.



Accrington.....	BB5 0DN	tel: 01254 380 500
Ashton.....	OL7 0AG	tel: 0161 330 1634
Barnsley.....	S75 2BL	tel: 01226 289 494
Barwell.....	LE9 8HE	tel: 01455 290509
Blackburn.....	BB1 3EE	tel: 01254 699 696
Brighouse.....	HD6 1PE	tel: 01484 503 950
Burnley.....	BB10 1RZ	tel: 01282 426 241
Bury.....	BL9 6AQ	tel: 0161 761 6416
Bury St Edmunds ...	IP32 7QW	tel: 01284 250 160
Cheadle.....	SK8 6QS	tel: 01614 861 417
Chester.....	CH4 0DH	tel: 01244 660 351
Corby.....	NN18 8ET	tel: 01536 407 079
Cottingham.....	HU16 4LL	tel: 01482 875595
Dartford.....	DA1 1BN	tel: 01322 286 844
Darwen.....	BB3 2ES	tel: 01254 873 552
Derby.....	DE1 3QT	tel: 01332 360 233
Dewsbury.....	WF13 2AF	tel: 01924 462 186
Doncaster.....	DN1 2TF	tel: 01302 763 090
Enfield.....	EN3 5JD	tel: 020 8808 4337
Fallowfield.....	M14 6WN	tel: 0161 610 8000
Grimsby.....	DN32 9BA	tel: 01472 361 621
Harrogate.....	HG1 4AU	tel: 01423 637 000
Leeds.....	LS9 0RA	tel: 0113 200 0100
London.....	SE4 2PE	tel: 020 8691 6237
Malton.....	YO17 6BT	tel: 01653 697 776

Manchester.....	M4 5HD	tel: 0161 839 6827
Mansfield.....	NG19 7JG	tel: 01623 624 455
Newcastle.....	ST5 1AW	tel: 01782 715 900
Northwich.....	CW9 5FZ	tel: 01606 533 947
Oldham.....	OL1 3LJ	tel: 0161 620 2128
Rochdale.....	OL16 2AA	tel: 01706 710 962
Sale.....	M33 6LB	tel: 0161 973 9578
Stamford.....	PE9 4BB	tel: 01780 765764
Sunderland.....	SR1 2PA	tel: 0191 514 4663
Thorne.....	DN8 5DY	tel: 01405 813 515
Wakefield.....	WF1 5DW	tel: 01924 372 291
York.....	YO26 4ZH	tel: 01904 629 931



PLANED SQUARE EDGE

Our planed square edge timber is machined, to make it ideal for internal joinery that requires a smooth, neat edge. The superior finish and its great use versatility make it perfect for a range of uses where the finished appearance is important, such as furniture building.

PLANED SQUARE EDGE



PLANED SQUARE EDGE



AVAILABLE

Ready to order, if its not in stock it will be soon



AVAILABLE TO ORDER

May not be in stock but we can get it for you



NOT AVAILABLE

We don't sell this size/profile/type



PLANED SQUARE EDGE



Scandinavian Joinery Redwood

Scandinavian Joinery Redwood naturally repels insects and does not need to be treated with chemicals for protection against them. The distinctive timber is easily identifiable by its knots and markings. Its sturdiness makes it ideal for interior joinery, skirting, furniture, and construction.



Scandinavian Whitewood

Scandinavian Whitewood is a strong, straight grained wood with a smooth and even texture. This type of timber can be used for general joinery or carpentry, as well as for use in the building and construction industry. Its colour is varying densities of yellow. It is resistant to treatment but can be treated to user class 2.

PSE Whitewood may be up to 2mm thinner than Redwood.



Kiln Dried White American Oak

Kiln Dried White American Oak is a hardwood, often chosen for use in furniture and cabinet making, internal joinery, construction and flooring.

Dimensions (mm) Width x Depth	Finished Size (mm)	Redwood	Whitewood	Oak
13 x 25	8.5 x 20	✓	✗	🕒
13 x 38	8.5 x 33	✓	✗	🕒
13 x 50	8.5 x 44	✓	✗	🕒
13 x 75	8.5 x 69	✓	✗	🕒
13 x 100	8.5 x 94	✓	✗	🕒

Dimensions (mm) Width x Depth	Finished Size (mm)	Redwood	Whitewood	Oak
16 x 25	12 x 19	✓	✗	🕒
16 x 38	12 x 34	✓	✗	🕒
16 x 50	12 x 44	✓	✗	🕒
16 x 75	12 x 69	✓	✗	🕒
16 x 100	12 x 94	✓	✗	🕒

CAN'T FIND THE LENGTH YOU NEED?




LET US HELP WITH YOUR BESPOKE SIZES

much more than just timber



PLANED SQUARE EDGE

PLANED SQUARE EDGE



Dimensions (mm) Width x Depth	Finished Size (mm)	Redwood	Whitewood	Oak
19 x 25	14 x 20	✓	✗	⊕
19 x 38	14 x 33	✓	✗	⊕
19 x 50	14 x 44	✓	✗	⊕
19 x 75	14 x 69	✓	✗	⊕
19 x 100	14 x 94	✓	✗	⊕
19 x 125	14 x 119	✓	✗	⊕
19 x 150	14 x 144	✓	✗	⊕
22 x 50	18 x 44	✗	✓	✗
22 x 75	18 x 69	✗	✓	✗
22 x 100	18 x 94	✗	✓	✗
22 x 125	18 x 119	✗	✓	✗
22 x 150	18 x 144	✗	✓	✗

Dimensions (mm) Width x Depth	Finished Size (mm)	Redwood	Whitewood	Oak
22 x 175	18 x 169	✗	✓	✗
22 x 200	18 x 194	✗	✓	✗
22 x 225	18 x 219	✗	✓	✗
22 x 275	18 x 269	✗	✓	✗
25 x 25	20 x 20	✓	⊕	⊕
25 x 38	20 x 32	✓	⊕	⊕
25 x 50	20 x 44	✓	⊕	✓
25 x 75	20 x 69	✓	⊕	✓
25 x 100	20 x 94	✓	⊕	✓
25 x 125	20 x 119	✓	⊕	⊕
25 x 150	20 x 144	✓	⊕	✓
25 x 175	20 x 169	✓	⊕	⊕



WHATEVER YOUR TIMBER NEEDS, HOWARTH CAN HELP

Whether you need decking, architrave, planed square edge timber or sheet materials, we've got everything to meet your requirements. For expert help and advice, visit your local branch.



Dimensions (mm) Width x Depth	Finished Size (mm)	Redwood	Whitewood	Oak
25 x 200	20 x 194	✓	✗	⊕
25 x 225	20 x 219	✓	✗	✓
32 x 38	27 x 33	✓	✗	⊕
32 x 50	27 x 44	✓	✗	⊕
32 x 75	27 x 69	✓	✗	⊕
32 x 100	27 x 94	✓	✗	⊕
32 x 150	27 x 144	✓	✗	⊕
32 x 225	27 x 219	✓	✗	⊕
38 x 50	32 x 44	✓	✗	⊕
38 x 75	32 x 69	✓	✗	⊕
38 x 100	32 x 94	✓	✗	⊕
38 x 150	32 x 144	✓	✗	⊕
38 x 175	32 x 169	✓	✗	⊕

Dimensions (mm) Width x Depth	Finished Size (mm)	Redwood	Whitewood	Oak
38 x 225	32 x 219	✓	⊕	⊕
38 x 275	32 x 269	✗	✓	✗
50 x 50	44 x 44	✓	⊕	⊕
50 x 75	40 x 69	✓	⊕	⊕
50 x 100	44 x 94	✓	⊕	⊕
50 x 125	44 x 119	✓	✗	⊕
50 x 150	44 x 144	✓	✗	⊕
50 x 225	44 x 219	✓	✗	⊕
75 x 75	69 x 69	✓	✗	⊕
75 x 100	69 x 94	✓	✗	⊕
75 x 150	69 x 144	✓	✗	⊕
100 x 100	94 x 94	✓	✗	⊕



AVAILABLE



AVAILABLE
TO ORDER



NOT
AVAILABLE

CAN'T FIND THE LENGTH YOU NEED?



LET US HELP WITH YOUR BESPOKE SIZES

much more than just timber

SKIRTING, ARCHITRAVE & WINDOW BOARDS

Skirting, architrave and window boards can essentially be crafted from the same type of timber to the relevant measurements and shape for their purpose – from simple, to more intricate styles. MDF, oak and redwood are the most popular choices for these products found in almost every home.

SKIRTING, ARCHITRAVE & WINDOW BOARDS

SKIRTING, ARCHITRAVE & WINDOW BOARDS



Bullnose













Lambs Tongue






Profile	Dimensions (mm) Width x Depth	Finished Size (mm)	Redwood	Oak
---------	----------------------------------	-----------------------	---------	-----








Profile	Dimensions (mm) Width x Depth	Finished Size (mm)	Redwood	Oak
---------	----------------------------------	-----------------------	---------	-----






SKIRTING & ARCHITRAVE

	BULLNOSE SKIRTING			
	19 x 100	14 x 94		
	ARCHITRAVE			
19 x 50	14 x 44			
19 x 75	14 x 69			

	LAMBS TONGUE ARCHITRAVE			
	25 x 75	20 x 69		

	CHAMFERED ARCHITRAVE			
	19 x 50	14 x 44		
	19 x 75	14 x 69		

	OGEE REGENCY ARCHITRAVE			
	19 x 50	14 x 44		
	25 x 63	20 x 58		
25 x 75	20 x 69			

	CHAMFERED & ROUND ARCHITRAVE			
	19 x 50	14 x 44		
	19 x 75	14 x 69		

	OVOLO / SANITARY ARCHITRAVE			
	25 x 75	20 x 69		

Note: Timber minimum offcuts are 2.1m. Softwood lengths will vary in size.

 AVAILABLE

 AVAILABLE TO ORDER

 NOT AVAILABLE

CAN'T FIND THE LENGTH YOU NEED?



LET US HELP WITH YOUR BESPOKE SIZES

much more than just timber



SKIRTING, WINDOW BOARDS & ARCHITRAVE



Pencil Round


Profile	Dimensions (mm) Width x Depth	Finished Size (mm)	Redwood	Oak




Torus (Redwood)

Profile	Dimensions (mm) Width x Depth	Finished Size (mm)	Redwood	Oak

SKIRTING & ARCHITRAVE

	PENCIL ROUND ARCHITRAVE			
	Dimensions (mm) Width x Depth	Finished Size (mm)	Redwood	Oak
	19 x 50	20 x 69	<input checked="" type="checkbox"/>	<input type="checkbox"/>
19 x 75	20 x 69	<input checked="" type="checkbox"/>	<input type="checkbox"/>	

	TORUS SKIRTING			
	Dimensions (mm) Width x Depth	Finished Size (mm)	Redwood	Oak
	19 x 125	14 x 119	<input checked="" type="checkbox"/>	<input type="checkbox"/>
25 x 225	20 x 219	<input checked="" type="checkbox"/>	<input type="checkbox"/>	
	ARCHITRAVE			
	Dimensions (mm) Width x Depth	Finished Size (mm)	Redwood	Oak
	19 x 75	20 x 69	<input checked="" type="checkbox"/>	<input type="checkbox"/>
25 x 75	20 x 69	<input checked="" type="checkbox"/>	<input checked="" type="checkbox"/>	



WHATEVER YOUR TIMBER NEEDS, HOWARTH CAN HELP

Whether you need decking, architrave, planed square edge timber or sheet materials, we've got everything to meet your requirements.
For expert help and advice, visit your local branch.



Chamfered/Bullnose

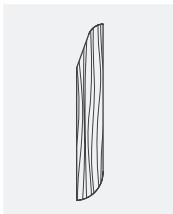


Torus/Ogee

Profile	Dimensions (mm) Width x Depth	Finished Size (mm)	Redwood	Oak
---------	----------------------------------	-----------------------	---------	-----

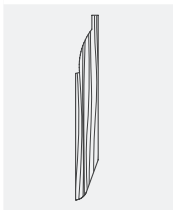
Profile	Dimensions (mm) Width x Depth	Finished Size (mm)	Redwood	Oak
---------	----------------------------------	-----------------------	---------	-----

REVERSIBLE SKIRTING



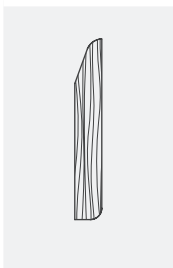
CHAMFERED/BULLNOSE

19 x 100	14 x 94	<input checked="" type="checkbox"/>	<input type="checkbox"/>
19 x 125	14 x 119	<input checked="" type="checkbox"/>	<input type="checkbox"/>



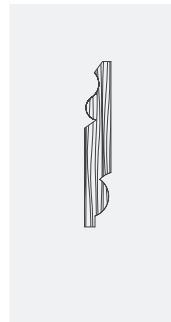
CHAMFERED/OVOLO

19 x 150	14 x 144	<input checked="" type="checkbox"/>	<input type="checkbox"/>
----------	----------	-------------------------------------	--------------------------



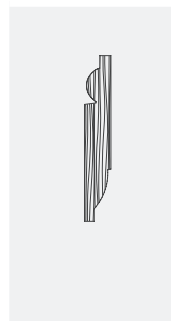
CHAMFERED/PENCIL ROUND

19 x 100	14 x 94	<input checked="" type="checkbox"/>	<input type="checkbox"/>
19 x 125	14 x 119	<input checked="" type="checkbox"/>	<input type="checkbox"/>
19 x 150	14 x 144	<input checked="" type="checkbox"/>	<input type="checkbox"/>



TORUS/OGEE

25 x 125	20 x 119	<input checked="" type="checkbox"/>	<input checked="" type="checkbox"/>
25 x 150	20 x 144	<input checked="" type="checkbox"/>	<input type="checkbox"/>
25 x 175	20 x 169	<input checked="" type="checkbox"/>	<input checked="" type="checkbox"/>
25 x 225	20 x 219	<input checked="" type="checkbox"/>	<input type="checkbox"/>



TORUS/OVOLO (SANITARY)

19 x 125	14 x 119	<input checked="" type="checkbox"/>	<input type="checkbox"/>
25 x 125	20 x 119	<input checked="" type="checkbox"/>	<input type="checkbox"/>
25 x 150	20 x 144	<input checked="" type="checkbox"/>	<input type="checkbox"/>
25 x 175	20 x 168	<input checked="" type="checkbox"/>	<input type="checkbox"/>

Note: Timber minimum offcuts are 2.1m. Softwood lengths will vary in size.

CAN'T FIND THE LENGTH YOU NEED?



LET US HELP WITH YOUR BESPOKE SIZES

AVAILABLE

AVAILABLE TO ORDER

NOT AVAILABLE

much more than just timber

SKIRTING, ARCHITRAVE & WINDOW BOARDS



SKIRTING, ARCHITRAVE & WINDOW BOARDS



Chamfered & Round



Flat Shadow Groove

Profile	Dimensions (mm) Width x Depth	Finished Length (m)	MDF
---------	----------------------------------	---------------------	-----

Profile	Dimensions (mm) Width x Depth	Finished Length (m)	MDF
---------	----------------------------------	---------------------	-----

MDF SKIRTING & ARCHITRAVE

Profile	PENCIL ROUND SKIRTING		MDF	
	Dimensions (mm) Width x Depth	Finished Length (m)		
	14.5 x 94	4.4m, 5.4m	✓	
	18 x 94	4.4m, 5.4m	✓	
	18 x 119	4.4m, 5.4m	✓	
	18 x 144	4.4m, 5.4m	✓	
	18 x 168	4.4m, 5.4m	✓	
	ARCHITRAVE		MDF	
	14.5 x 68	4.4m, 5.4m		✓
	18 x 44	5.4m		✓
	18 x 57	5.4m		✓
	18 x 68	5.4m		✓

Profile	CHAMFERED & V GROOVED SKIRTING		MDF
	Dimensions (mm) Width x Depth	Finished Length (m)	
	18 x 68	4.4m	✓
	ARCHITRAVE		MDF
	18 x 119	4.4m	
	FLAT SHADOW GROOVE SKIRTING		MDF
	18 x 68	4.4m	
ARCHITRAVE		MDF	
18 x 119	4.4m		✓
18 x 144	4.4m	✓	



WHATEVER YOUR TIMBER NEEDS, HOWARTH CAN HELP

Whether you need decking, architrave, planed square edge timber or sheet materials, we've got everything to meet your requirements. For expert help and advice, visit your local branch.



Ogee



Ovolo

Profile	Dimensions (mm) Width x Depth	Finished Length (m)	MDF
---------	----------------------------------	------------------------	-----

Profile	Dimensions (mm) Width x Depth	Finished Length (m)	MDF
---------	----------------------------------	------------------------	-----

	LAMBS TONGUE SKIRTING		
	14.5 x 119	5.4m	<input checked="" type="checkbox"/>
	18 x 119	5.4m	<input checked="" type="checkbox"/>
	18 x 168	5.4m	<input checked="" type="checkbox"/>
ARCHITRAVE			
	18 x 68	5.4m	<input checked="" type="checkbox"/>

	OGEE SKIRTING		
	14.5 x 94	5.4m	<input checked="" type="checkbox"/>
	14.5 x 119	5.4m	<input checked="" type="checkbox"/>
	18 x 94	4.4m, 5.4m	<input checked="" type="checkbox"/>
	18 x 119	4.4m, 5.4m	<input checked="" type="checkbox"/>
	18 x 144	4.4m, 5.4m	<input checked="" type="checkbox"/>
	18 x 168	4.4m, 5.4m	<input checked="" type="checkbox"/>
	18 x 219	4.4m	<input checked="" type="checkbox"/>
	ARCHITRAVE		
	14.5 x 68	5.4m	<input checked="" type="checkbox"/>
	18 x 57	4.4m, 5.4m	<input checked="" type="checkbox"/>
	18 x 68	5.4m	<input checked="" type="checkbox"/>

	OVOLO SKIRTING		
	18 x 119	4.4m	<input checked="" type="checkbox"/>
	18 x 144	4.4m	<input checked="" type="checkbox"/>
	18 x 168	4.4m	<input checked="" type="checkbox"/>
ARCHITRAVE			
	18 x 68	5.4m	<input checked="" type="checkbox"/>

Note: MDF is sold in the length stated.

AVAILABLE

AVAILABLE
TO ORDER

NOT
AVAILABLE

CAN'T FIND THE LENGTH YOU NEED?




LET US HELP WITH YOUR BESPOKE SIZES

much more than just timber

SKIRTING, ARCHITRAVE & WINDOW BOARDS



SKIRTING, ARCHITRAVE & WINDOW BOARDS



Round One Edge



Square Edge

Profile	Dimensions (mm) Width x Depth	Finished Length (m)	MDF
---------	----------------------------------	------------------------	-----

Profile	Dimensions (mm) Width x Depth	Finished Length (m)	MDF
---------	----------------------------------	------------------------	-----

MDF SKIRTING & ARCHITRAVE

Profile	Dimensions (mm) Width x Depth	Finished Length (m)	MDF
	ROUND ONE EDGE SKIRTING		
	14.5 x 94	4.4m	✓
	14.5 x 119	4.4m	✓
	14.5 x 144	5.4m	✓
	18 x 94	4.4m, 5.4m	✓
	18 x 119	4.4m, 5.4m	✓
	18 x 144	4.4m, 5.4m	✓
	18 x 168	4.4m, 5.4m	✓
	ARCHITRAVE		
	14.5 x 44	4.4m, 5.4m	✓
14.5 x 68	4.4m, 5.4m	✓	
18 x 44	4.4m, 5.4m	✓	
18 x 68	4.4m, 5.4m	✓	

Profile	Dimensions (mm) Width x Depth	Finished Length (m)	MDF
	SQUARE EDGE SKIRTING		
	14.5 x 94	5.4m	✓
	14.5 x 119	5.4m	✓
	18 x 94	4.4m, 5.4m	✓
	18 x 119	4.4m	✓
	18 x 144	4.4m	✓
	18 x 168	4.4m	✓
	ARCHITRAVE		
	18 x 44	5.4m	✓
	18 x 68	4.4m, 5.4m	✓



Torus (MDF)



WINDOW BOARD

Profile	Dimensions (mm) Width x Depth	Finished Length (m)	MDF
---------	----------------------------------	---------------------	-----

Profile	Dimensions (mm) Width x Depth	Finished Length (m)	MDF
---------	----------------------------------	---------------------	-----

	TORUS SKIRTING		
	14.5 x 94	4.4m, 5.4m	✓
	14.5 x 119	5.4m	✓
	18 x 94	4.4m	✓
	18 x 119	4.4m, 5.4m	✓
	18 x 144	4.4m, 5.4m	✓
	18 x 168	4.4m, 5.4m	✓
	ARCHITRAVE		
	14.5 x 44	5.4m	✓
	14.5 x 57	5.4m	✓
14.5 x 68	5.4m	✓	

MDF PRIMED WHITE WINDOW BOARD

	Dimensions (mm) Width x Depth	Finished Length (m)	MDF
	25 x 144	3.66m	✓
	25 x 194	3.66m	✓
	25 x 219	3.66m	✓
	25 x 244	3.66m	✓
	25 x 269	3.66m	✓
	25 x 294	3.66m, 5.4m	✓
	25 x 344	3.66m	✓

Note: MDF is sold in the length stated.

CAN'T FIND THE LENGTH YOU NEED?



LET US HELP WITH YOUR BESPOKE SIZES

much more than just timber



MOULDINGS, LININGS & CASINGS

Mouldings, linings and casings are available in a variety of styles, sizes and dimensions to suit your project, they are an important finishing touch to every building. As an integral part of any doorframe, they complete not only the look but also the function of the door. Timber mouldings add a visual finishing touch to your home or commercial property, framing the room and adding depth perception and decorative detail.

MOULDINGS, LININGS & CASINGS



Internal Door Casing



Firecheck Door Casing – All fire check casings are untrenched

Dimensions (mm) Width x Depth	Finished Size (mm)	Redwood	Oak	MDF
----------------------------------	-----------------------	---------	-----	-----

Dimensions (mm) Width x Depth	Finished Size (mm)	Redwood	Oak
----------------------------------	-----------------------	---------	-----

DOOR CASINGS

INTERNAL DOOR CASING

Dimensions (mm) Width x Depth	Finished Size (mm)	Redwood	Oak	MDF
38 x 100*	33 x 94	✓	☹	☹
38 x 115*	33 x 108	✓	☹	☹
38 x 125	33 x 119	✓	☹	☹
38 x 140*	33 x 133	✓	☹	☹
38 x 150*	33 x 144	✓	☹	☹
38 x 175	33 x 169	✗	✓	☹

*Available to suit either 30" (762mm) or 33" (838mm) doors
MDF available to order. Any custom sizes available.

FIRECHECK DOOR CASING

Dimensions (mm) Width x Depth	Finished Size (mm)	Redwood	Oak
50 x 115	44 x 108	✓	☹
50 x 150	44 x 144	✓	☹

FIRECHECK NOMINAL DOOR CASING SET – UNTRENCHED

Dimensions (mm) Width x Depth	Finished Size (mm)	Redwood	Oak
50 x 140	44 x 133	✓	☹
63 x 100	57 x 94	✓	☹
63 x 115	57 x 108	✓	☹
63 x 140	57 x 133	✓	☹
63 x 150	57 x 144	✓	☹

Custom 1 hour firecheck casings also available as made to order specials



MEMBER



FIRE & SMOKE INTUMESCENT STRIPS

Available in brown or white, intumescent strips expand in the event of a fire and seals off the gap between the door and the frame, preventing the spread of fire and smoke.


For expert help and advice, visit your local branch.



MOULDINGS, LININGS & CASINGS



Firecheck Lining Including Stop



Astragal Panel Mould

Dimensions (mm) Width x Depth	Finished Size (mm)	Redwood	Whitewood	Oak
----------------------------------	-----------------------	---------	-----------	-----

Dimensions (mm) Width x Depth	Finished Size (mm)	Redwood
----------------------------------	-----------------------	---------

DOOR LININGS

INTERNAL DOOR LINING

Dimensions (mm) Width x Depth	Finished Size (mm)	Redwood	Whitewood	Oak
32 x 115	27 x 108	✗	✓	⊙
32 x 140	27 x 133	✗	✓	⊙
38 x 150	33 x 143	✗	✗	✓

DOOR LINING EXCLUDING STOP

Dimensions (mm) Width x Depth	Finished Size (mm)	Redwood	Whitewood	Oak
32 x 115	27 x 108	✗	✓	⊙
32 x 140	27 x 133	✗	✓	⊙

FIRECHECK LINING INCLUDING STOP

Dimensions (mm) Width x Depth	Finished Size (mm)	Redwood	Whitewood	Oak
38 x 115	33 x 108	✓	✗	⊙
38 x 140	33 x 133	✓	✗	⊙

TIMBER MOULDINGS

OGEE PANEL MOULD

Dimensions (mm) Width x Depth	Finished Size (mm)	Redwood
12 x 25	8 x 20	✓
12 x 32	8 x 27	✓
16 x 38	12 x 33	✓
19 x 50	14 x 44	✓


ASTRAGAL PANEL MOULD

Dimensions (mm) Width x Depth	Finished Size (mm)	Redwood
12 x 25	8 x 20	✓
12 x 32	8 x 27	✓
19 x 38	14 x 33	✓



WHATEVER YOUR TIMBER NEEDS, HOWARTH CAN HELP

Whether you need decking, architrave, planed square edge timber or sheet materials, we've got everything to meet your requirements. For expert help and advice, visit your local branch.



Dimensions (mm) Width x Depth	Finished Size (mm)	Redwood
----------------------------------	-----------------------	---------

Dimensions (mm) Width x Depth	Finished Size (mm)	Redwood
----------------------------------	-----------------------	---------

QUADRANT NOMINAL

13 x 13	8 x 8	✓
16 x 16	12 x 12	✓
19 x 19	15 x 15	✓
25 x 25	20 x 20	✓

SCOTIA NOMINAL

25 x 25	20 x 20	✓
38 x 38	33 x 33	✓

GLASS BEAD

12 x 16	8 x 12	✓
12 x 19	8 x 14	✓

STAFF BEAD

19 x 25	14 x 20	✓
19 x 32	14 x 27	✓

OVOLO DOOR STOP

16 x 38	12 x 33	✓
16 x 50	12 x 44	✓

PICTURE RAIL

16 x 38	20 x 44	✓
---------	---------	---

CAN'T FIND THE LENGTH YOU NEED?



LET US HELP WITH YOUR BESPOKE SIZES

much more than just timber

MOULDINGS, LININGS & CASINGS



Dado Rail

Dimensions (mm) Width x Depth	Finished Size (mm)	Redwood	Oak	MDF
----------------------------------	-----------------------	---------	-----	-----



Sows Ear Handrail

Dimensions (mm) Width x Depth	Finished Size (mm)	Redwood	Oak	Hardwood
----------------------------------	-----------------------	---------	-----	----------

TIMBER MOULDINGS

DADO RAIL

25 x 75	20 x 69	✓	✓	✗
18 x 57	18 x 57	⊕	⊕	✓

SOWS EAR HANDRAIL

50 x 115	44 x 109	✓	✓	✗
----------	----------	---	---	---

MOPTSTICK HANDRAIL

50 x 50	44 x 44	✓	✓	✗
---------	---------	---	---	---

NON-REBATED CROWN HANDRAIL

50 x 75	44 x 69	✓	✓	✗
---------	---------	---	---	---

REBATED CROWN HANDRAIL

50 x 75	44 x 69	✓	✓	✗
---------	---------	---	---	---

NOSING MOULD

32 x 50	27 x 44	✓	⊕	⊕
---------	---------	---	---	---

DOOR WEATHERBAR

50 x 63	44 x 57	✓	⊕	✓
---------	---------	---	---	---



WHATEVER YOUR TIMBER NEEDS, HOWARTH CAN HELP

Whether you need decking, architrave, planed square edge timber or sheet materials, we've got everything to meet your requirements. For expert help and advice, visit your local branch.





CLADDING & FLOORING

CLADDING & FLOORING

Whether you are looking for vinyl, engineered, laminate or solid wood flooring for a domestic or commercial situation, we have high quality products to suit your needs as well as offering guidance on installation, finishing and aftercare.

Howarth is committed to supplying the highest quality, sustainable timber cladding products. Working with industry leading manufacturers alongside our own specialist cladding manufacturing facilities, our cladding range is perfect for any application, from domestic and commercial, to refurbishment.



CLADDING & FLOORING



P5 Grade T&G with peel off protective coating

Dimensions (mm) Width x Depth	Finished Size (mm)	Redwood	Whitewood	Oak
----------------------------------	-----------------------	---------	-----------	-----

Dimensions (mm) Width x Depth	Length Size (mm)	Availability
----------------------------------	---------------------	--------------

FLOORING FLOOR BOARDS

22 x 125	18 x 119	✗	✓	⊕
22 x 150	18 x 144	✗	✓	⊕
25 x 125	21 x 119	✓	⊕	✓
25 x 150	21 x 144	✓	⊕	✓
25 x 200	21 x 194	✗	✗	✓

MOISTURE RESISTANT CHIPBOARD P5 GRADE TONGUE & GROOVE

18 x 600	2400	✓
22 x 600	2400	✓

P5 GRADE TONGUE & GROOVE WITH TEMPORARY PEEL OFF PROTECTIVE COATING

18 x 600	2400	✓
22 x 600	2400	✓

P5 GRADE TONGUE & GROOVE WITH PERMANENT WATERPROOF COATING (60 DAY EXTERNAL EXPOSURE RATING)

18 x 600	2400	✓
22 x 600	2400	✓



*Supplied in the length stated.

CAN'T FIND THE LENGTH YOU NEED?



LET US HELP WITH YOUR BESPOKE SIZES

much more than just timber



Choosing the right flooring for the job!



Vinyl Flooring

Suitable for most areas of the home, vinyl is both soft and quiet underfoot. Not only that, but it is also incredibly hardwearing and functional, with fewer maintenance requirements than traditional flooring options.



Engineered Flooring

An excellent alternative to solid wood flooring, that looks just as good. It's made up of multiple layers, with wood at its core, beneath a hardwood veneer. Whilst most types of engineered flooring will be fitted in straight planks for a traditional look, you might also choose either 3-plank or Herringbone.



Laminate Flooring

A popular alternative to solid wood flooring, it's cost-effective and available in a wide range of exciting designs. Laminate is relatively easy to install and simple to maintain. It's easy to clean and there's no need to worry that cleaning products might damage the material.



Solid Wood Flooring

Achieve a high-quality floor that not only looks good but is incredibly durable. As a natural material wood it will age beautifully with the correct maintenance, the older it gets the better it looks!



CLADDING & FLOORING



We stock the biggest brands for your perfect flooring finish.

elka

V4
WOOD FLOORING

QUICK STEP
FLOOR DESIGNERS

PALIO
TRADE
by Karndean

WOODPECKER
NATURALLY INSPIRED FLOORING

much more than just timber

CLADDING & FLOORING


TRADITIONAL CLADDING



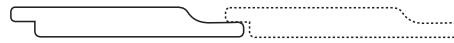
CEDAR

Western Red Cedar shiplap and offset cladding with square end detail. A highly durable and resilient solution.

Material Density*	330-410 kg/m ³
Finished Size (mm) in Random Lengths	19mm x 140mm
Natural Durability Class	Class 2



PROFILE / OFFSET



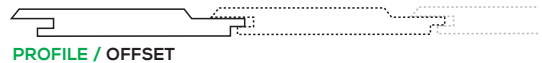
PROFILE / SHIPLAP



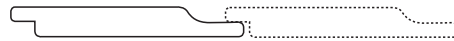
REDWOOD

European Redwood shiplap and offset cladding with square end detail. For use where economy is the priority.


Material Density*	480-560 kg/m ³
Finished Size (mm) in Random Lengths	15mm x 119mm 19mm x 117mm 19mm x 140mm
Natural Durability Class	Class 3-4



PROFILE / OFFSET



PROFILE / SHIPLAP



PROFILE / TGV1



PROFILE / TGV2



WHATEVER YOUR TIMBER NEEDS, HOWARTH CAN HELP

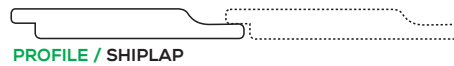

Whether you need decking, architrave, planed square edge timber or sheet materials, we've got everything to meet your requirements. For expert help and advice, visit your local branch.



LARCH

Larch shiplap and offset cladding with square end detail. A highly durable and resilient solution.

Material Density*	570-650 kg/m ³
Finished Size (mm) in Random Lengths	19mm x 140mm
Natural Durability Class	Class 3



Timber cladding can be used on structures up to a height of 12metres only. Please check with your local planning department.

*Material density subject to moisture content.

Sizes shown are finished unless otherwise stated. Subject to stock availability at the time of order. Timber cladding, when left in its natural state, will oxidise and turn a silver grey colour over time, due to the effects of exposure to sunlight.

CAN'T FIND THE LENGTH YOU NEED?



LET US HELP WITH YOUR BESPOKE SIZES

much more than just timber

CLADDING & FLOORING



THERMALLY TREATED CLADDING



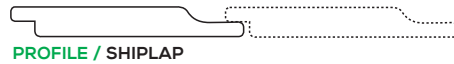
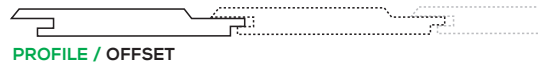
 THERMALLY STABLE



KNOTTY PINE

Ideal for long term internal and external applications. Available in European Redwood or European Spruce species.

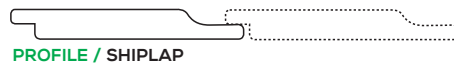

Material Density*	380-460 kg/m ³ (Redwood)* 350-430 kg/m ³ (Spruce)*
Finished Size (mm) in Random Lengths	19mm x 117mm 19mm x 140mm
Natural Durability Class	Class 3 (Redwood) Class 3 (Spruce)



CLEAR PINE

Thermally treated Clear Pine cladding provides a viable knot-free alternative to traditional cedar.

Material Density*	450-530 kg/m ³
Finished Size (mm) in Random Lengths	19mm x 140mm
Natural Durability Class	Class 2



 THERMALLY STABLE

Timber cladding can be used on structures up to a height of 12metres only. Please check with your local planning department.

*Material density subject to moisture content.

Sizes shown are finished unless otherwise stated. Subject to stock availability at the time of order. Timber cladding, when left in its natural state, will oxidise and turn a silver grey colour over time, due to the effects of exposure to sunlight.



**HOWARTH TIMBER
& BUILDING SUPPLIES**

BESPOKE

MACHINED TIMBER

CLADDING & HARDWOODS

We are proud to offer a bespoke machined timber service, whatever your requirements.

With years of timber experience, our craftsmen can create custom made cladding, hardwood and specialist machined timber solutions. Using our traditional joinery skills alongside cutting edge technology, using always sustainable timber, we are able to work with you create a bespoke solution, whatever your project.

- ✔ Cladding
- ✔ Skirting & architrave
- ✔ Flooring
- ✔ Planed timber
- ✔ Door casings
- ✔ Special pattern mouldings
- ✔ Bespoke profiles
- ✔ Specialist hardwoods

GO BESPOKE. PUT US TO THE TEST

To discuss your bespoke requirements please contact us at:

 **DEWSBURY BRANCH**
Hirst Mill, Hirst Rd, Dewsbury, WF13 2AF
tel: 01924 462186
email: sales.dewsbury@howarth-timber.co.uk



FULL CHAIN
OF CUSTODY



TIMBER YOU
CAN TRUST



DECKING, FENCING & SLEEPERS



DECKING, FENCING & SLEEPERS



DECKING

A simple, well-designed deck can be one of the most cost-effective and practical ways to enhance your living space. Whether you choose a timber or composite deck terrace to extend from your property, it can open up the entire house to the garden; decking can truly bring the outside in.



POST

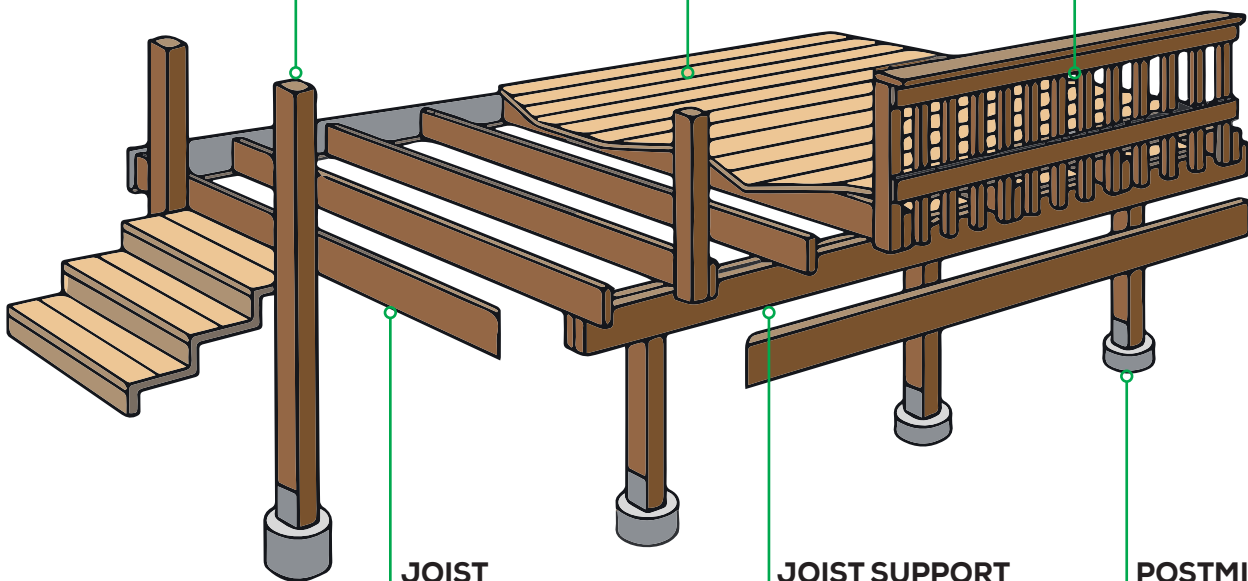
A vertical framing support for beams or joists. Use a Howarth UC4 incised treated post suitable for use in ground. 15 year warranty.

DECKING

Choose from our range of quality timber or composite decking. Our decking range covers all budgets and applications.

HAND RAILS

We have all different style options for all budgets



JOIST


The horizontal supporting planks running beneath the deck. We stock kiln dried, graded deck joists at all branches. Joists should be fitted at 450mm centres. Must be UC4 for lasting protection.

JOIST SUPPORT BEAM

The underlying support structure for the deck frame. Usually 75x100mm treated C16.

POSTMIX

All branches stock a range of postmix cement



don't forget...

We have all the stains, preservatives and fixings you need for the job!

DECKING



DECKING, FENCING & SLEEPERS



SOFTWOOD DECKING

SMOOTH & GROOVED UC3 TREATED REVERSIBLE DECKING

- ✓ Quality Swedish Redwood from sustainably managed forests

Size	32x125mm	Finished Size	27x120mm
	32x150mm		27x145mm
	38x125mm		32x120mm
	38x150mm		32x144mm
Lengths	3.0m, 3.6m, 4.2m, 4.8m & 5.4m		



SAFETY FIRST Prevent slips and trips on your deck with anti slip decking.

TREATED REVERSIBLE EDGE BOARD

- ✓ Quality Swedish Redwood from sustainably managed forests

Size	25x100mm	Finished Size	20x95mm
Lengths	3.6m & 4.8m		

HARDWOOD DECKING

REVERSIBLE DECKING

- ✓ Premium option

Finished Size	21x145mm
Lengths	Various length from 2.7m up to 5.1m

IDEAL FOR PERIMETER EDGING






COMPOSITE DECKING

Trex Transcend® ★★★★★

The superior Transcend range provides the highest level of performance. The original and bestselling range features the heaviest grade Trex shell.

Finished Size	25x140mm
Lengths	3.66 & 4.88
Facia	184x3660mm
Residential Warranty	25 years





DECKING, FENCING & SLEEPERS

Trex Enhance® Naturals ★★★★★

The Enhance Naturals range provides the beauty of wood with the ease of composite at an affordable price.


Finished Size	25x140mm
Lengths	3.66 & 4.88
Facia	184x3660mm
Residential Warranty	25 years



Trex Enhance® Basics ★★★★★

The Enhance Basics range provides the perfect pairing of price and minimal maintenance.

Finished Size	25x140mm
Lengths	3.66 & 4.88
Facia	184x3660mm
Residential Warranty	25 years



much more than just timber

STRUCTURAL DECK JOISTS



DECKING, FENCING & SLEEPERS



Dimensions Width x Depth (mm)	Finished Size (mm)	Lengths available (m)	UC4 Treated
-------------------------------------	-----------------------	--------------------------	----------------

STRUCTURAL DECKING JOIST C16 - INCISED UC4 TREATED

47 x 100	44 x 95	3.6m, 4.8m	✓
47 x 150	44 x 145	3.6m, 4.8m	✓

C24 REDWOOD UC4 TREATED

47 x 100	44 x 95	3.6m, 4.8m	✓
47 x 150	44 x 145	3.6m, 4.8m	✓

SUPERIOR UC4 TREATMENT FOR EXTERNAL USE

BUILT TO LAST

The structure that you build to lay your deck on is vitally important to its longevity. Getting the basics right will mean it is strong and stable for years to come.



SEE HOW IT'S DONE

Scan the QR code to see how to build your deck


JOISTS

Timber Decking
450mm centres

if using chevron pattern
400mm centres

Composite Decking
400mm centres

if using chevron pattern
300mm centres



NOGGINS
Spacing 1800mm

Installing noggins is really important to strengthen the structure and ensure a sturdy, level deck that will stand the test of time with no annoying squeaks or movement

DECKING

GUIDE TO PRESERVATIVE TREATED WOOD

Preservative treatment provides wood with added durability. However, it's a mistake to assume that all pressure treated wood is the same. Whilst one piece of treated wood may look very much like any other, the level of preservative protection could be very different. That's because the British Standard for wood preservation – BS 8417, requires that the loading and penetration of preservative, impregnated into the wood, is tailored to the desired end use.



WPA
Wood Protection
Association

in collaboration with



Timber Trade Federation
growing the use of wood

**Make
sure** **4**
it's Use Class 4
GROUND CONTACT

INTERIOR

Use Class 2

Above the ground or DPC,
covered

Internal construction timbers
within the building envelope:
Tiling battens, framing and roof
timbers, internal joists, sole
plates.

EXTERIOR

Use Class 3(u)

Above the ground
(uncoated)

External construction timbers:
Deck boards, fence rails
and boards, cladding
(including battens)
and fascias.

EXTERIOR

Use Class 4

Ground or fresh water
contact (and exterior
structural support)

External construction
timbers: Fencing, fence posts,
agricultural timbers,
retaining walls, playground
equipment, decking posts, joists
and sub-structures.

DECKING



RAIL UTILITY

Dimensions (mm)		
Width	Depth	Lengths available (m)

DECK ACCESSORIES

RAIL UTILITY UC3u TREATED

66	32	1.8m, 3.6m
----	----	------------

FILLET UC3u TREATED (FOR USE WITH 45 x 70 DUAL RAIL)


41	18	
----	----	--

CONTEMPORARY RAIL/BOARD UC3u TREATED TREATED

100	38	3.6m, 4.8m
150	38	3.6m, 4.8m

MODERN SPINDLE UC3u TREATED

41	41	0.9m
----	----	------



STOP/
CHAMFERED

SQUARE

TURNED

Dimensions (mm)		
Width	Depth	Lengths available (m)

STOP/CHAMFERED SPINDLE UC3u TREATED

41	41	0.9m
----	----	------

SQUARE SPINDLE UC3u TREATED

41	41	0.9m
----	----	------

TURNED SPINDLE UC3u TREATED

41	41	0.9m
----	----	------

HAND/BASE DUAL USE UC3u TREATED (REQUIRES FILLET)

70	45	0.9m
----	----	------

CAN'T FIND THE LENGTH YOU NEED?



LET US HELP WITH YOUR BESPOKE SIZES

DECKING



STOP/
CHAMFERED SQUARE TURNED PATRICE

Dimensions (mm)		
Width	Depth	Lengths available (m)
STOP/CHAMFERED NEWEL UC3u TREATED		
90	90	1.2m
SQUARE NEWEL UC3u TREATED		
90	90	1.2m
TURNED NEWEL UC3u TREATED		
90	90	1.2m
PATRICE NEWEL UC3u TREATED		
83	83	1.2m
STOP CHAMFERED UC3u TREATED		
83	83	1.2m



TREATED CAP

Dimensions (mm)		
Width	Depth	Lengths available (m)
PATRICE TOP NEWEL UC3u TREATED		
83	83	1.2m
TURNED NEWEL WITH BALLCAP UC3u TREATED		
83	83	N/A
CAP PATRICE TREATED UC3u TREATED		
110	110	N/A
BALL CAP UC3u TREATED		
-	-	N/A
CHEVRON PANEL UC3u TREATED		
760	32	1.13m



arborrail

STAINLESS STEEL & GLASS RAILING SYSTEM

- Quick and easy to install - no welding required
- Suitable for indoor and outdoor use
- Safety assured - approved to BS 6180



arborpad

PEDESTAL SUPPORTS FOR SUSPENDED PAVING & DECKING

A wide and versatile range of telescopically adjustable pedestals to achieve completely flat upper surface, even whilst slab or joist is in place.



FENCING

Fencing doesn't have to be all about privacy and security, complement any garden project with a fencing style to suit and completely transform your outdoor space.



FENCING



Dimensions (mm) Width x Depth	Lengths available (m)	Green	Brown
----------------------------------	--------------------------	-------	-------

Dimensions (mm) Width x Depth	Lengths available (m)	Green	Brown
----------------------------------	--------------------------	-------	-------

FENCING

UC3u TREATED SAWN UK SPF NO PERFORMANCE GUARANTEE

75x75	1.8m, 2.1m, 2.4m, 3m	✓	✓
100x75	2.4m	✓	✓
125x75	1.8m	✓	✓
100x100	1.8m, 2.4m, 3m	✓	✓
150x150	2.4m	✓	✓

INCISED UC4 TREATED POST

75 x 75	1.5m, 1.8m, 2.1m, 2.4m, 3m	✓	✓
100 x 100	1.8m, 2.1m, 2.4m, 3m	✓	✓

TREATED FENCING PALING - UC3u TREATED

18 x 95	1.8m	✓	✓
18 x 100	1.8m	✓	✓
19 x 100	1.8m	✓	✓

TREATED ROUND TOP PALING - UC3u TREATED

19 x 75	1.2m	✓	✓
---------	------	---	---

PAR TREATED ROUND TOP 1 END FENCE PALING - UC3u TREATED

22 x 100	0.9m, 1.2m, 1.5m, 1.8m	✓	✓
----------	------------------------	---	---

TREATED POINTED PALING - UC3u TREATED

22 x 75	1.2m	✓	✓
---------	------	---	---

SAWN GRAVEL BOARD TREATED - UC3u TREATED

22 x 100	3.6m, 4.8m	✓	✓
22 x 150	3.6m, 4.8m	✓	✓
22 x 200	3.6m, 4.8m	⊘	⊘
22 x 225	3.6m, 4.8m	⊘	⊘



Incised Posts

UC4 range of fence posts have fine incisions on all sides of the timber. This process allows the preservative treatment to permeate the timber to a deeper level, achieving the Use Class 4 requirements and therefore a longer lifespan.

FENCING



TREATED FEATHEREDGE



CANT RAIL

Dimensions (mm) Width x Depth	Lengths available (m)	Green	Brown
----------------------------------	--------------------------	-------	-------

Dimensions (mm) Width x Depth	Lengths available (m)	Green	Brown
----------------------------------	--------------------------	-------	-------

FENCING

TREATED FEATHEREDGE FENCING - UC3u TREATED

22 x 100	1.8m	<input checked="" type="checkbox"/>	<input checked="" type="checkbox"/>
22 x 125	1.8m, 2.4m	<input checked="" type="checkbox"/>	<input checked="" type="checkbox"/>
22 x 150	1.65m, 1.8m, 2.4m	<input checked="" type="checkbox"/>	<input checked="" type="checkbox"/>
32 x 175	3.6m	<input checked="" type="checkbox"/>	<input checked="" type="checkbox"/>

TREATED ROUND TOP PALING - UC3u TREATED 18mm PAR FINISH

22 x 100	1.2m, 1.5, 1.8m	<input checked="" type="checkbox"/>	<input checked="" type="checkbox"/>
----------	-----------------	-------------------------------------	-------------------------------------

GATE CAPPING - UC3u TREATED

22 x 100		<input checked="" type="checkbox"/>	<input checked="" type="checkbox"/>
----------	--	-------------------------------------	-------------------------------------

FENCING RAIL - UC3u TREATED

38 x 75	3.6m	<input checked="" type="checkbox"/>	<input checked="" type="checkbox"/>
38 x 88	3.6m, 4.2m, 6m	<input checked="" type="checkbox"/>	<input checked="" type="checkbox"/>
38 x 100	3.6m, 4.2m, 6m	<input checked="" type="checkbox"/>	<input checked="" type="checkbox"/>

ARRIS FENCING RAIL - UC3u TREATED

50 x 75		<input checked="" type="checkbox"/>	<input checked="" type="checkbox"/>
75 x 75	3.6m, 4.2m, 6m	<input checked="" type="checkbox"/>	<input checked="" type="checkbox"/>

CANT RAIL - UC3u TREATED

22 x 100	4.8m	<input checked="" type="checkbox"/>	<input checked="" type="checkbox"/>
47 x 75	3.6m, 4.2, 4.8m, 6m	<input checked="" type="checkbox"/>	<input checked="" type="checkbox"/>

ROUND TOP PALING - UC3u TREATED - PLANED ONE FACE

18 x 75	0.9m, 1.2m, 1.5m, 1.8m	<input type="checkbox"/>	<input type="checkbox"/>
18 x 100	0.9m, 1.2m, 1.5m, 1.8m	<input type="checkbox"/>	<input type="checkbox"/>



WHATEVER YOUR TIMBER NEEDS, HOWARTH CAN HELP

Whether you need decking, architrave, planed square edge timber or sheet materials, we've got everything to meet your requirements.
For expert help and advice, visit your local branch.



4 WAY WEATHERED
INCISED POST

Dimensions (mm) Width x Depth	Lengths available (m)	Green
-----------------------------------------	---------------------------------	--------------



Dimensions (mm) Width x Depth	Lengths available (m)	Green
-----------------------------------------	---------------------------------	--------------

UC4 TREATED 4 WAY WEATHERED INCISED POST

150 x 150	2.4m, 3m	
-----------	----------	--



UC4 MACHINE ROUND POINTED POST KILN DRIED REDWOOD

85	1.65, 1.8, 2.4	
100	1.8, 2.4	
150	2.4	
175	2.4	

UC4 MACHINE ROUND POLES KILN DRIED REDWOOD

100	1.2, 3.66	
-----	-----------	--

UC3 HALF ROUND RAILS

100	3.66	
-----	------	--

CAN'T FIND THE LENGTH YOU NEED?



LET US HELP WITH YOUR BESPOKE SIZES

much more than just timber



SLEEPERS

The versatility of garden sleepers is endless; create raised bed, borders, planters or just add a stylish focal point to any outdoor living space. The durability of natural wood sleepers makes it the perfect alternative to bricks and stone.



Dimensions (mm) Width x Depth	Lengths available (m)
----------------------------------	--------------------------

INCISED UC4 TREATED SLEEPER GREEN

95 x 195	2.4m
125 x 250	2.4m

SUPERIOR UC4 TREATMENT
THE ONLY SLEEPER SUITABLE
FOR GROUND CONTACT



EUROPEAN OAK SLEEPER

✔ Chemical free

95 x 195	2.4m
----------	------



**BRUSHWOOD ENHANCED GRAIN SLEEPER
UC3u TREATED BROWN**

100 x 200	2.4m
-----------	------



**PLANED & CHAMFERED SLEEPER
UC3u TREATED GREEN**

200 x 100	2.4m
-----------	------



STRUCTURAL SOFTWOOD & BATTENS

We offer a wide range of carcassing options including C16 and C24 timber and high-quality roof battens.



CLS, CARCASSING & BATTEN



Dimensions Width x Depth (mm)	Finished Size (mm)	Lengths available (m)	Untreated
-------------------------------------	-----------------------	--------------------------	-----------

Dimensions Width x Depth (mm)	Finished Size (mm)	Lengths available (m)	UC3 Treated	Untreated
-------------------------------------	-----------------------	--------------------------	----------------	-----------

STRUCTURAL CLS

50 x 75	38 x 69	2.4m, 3m, 4.8m	✔
50 x 100	38 x 89	2.4m, 3m, 4.8m	✔
50 x 150	38 x 140	2.4m, 3m, 4.8m	⊕

SCANT

50 x 75	42 x 69	2.4m, 3m, 3.6m, 4.8m	✔
---------	---------	----------------------	---

CLS and Scant are sturdy manufactured timber lengths for uses including partitions, internal studding and framing. Scant is planed with square edges rather than the rounded edges seen on CLS timber.

C16 - UK HOME GROWN TIMBER

47 x 50*	45 x 45	3.6m, 4.8m	✔	✔
47 x 75	44 x 70	2.4m, 3.6m, 4.2m, 4.8m	✔	✔
47 x 100	44 x 95	2.4m, 3.6m, 4.2m, 4.8m	✔	✔
47 x 125	44 x 120	3m, 3.6m, 4.2m, 4.8m	✔	✔
47 x 150	44 x 145	2.4m, 3.6m, 4.2m, 4.8m	✔	✔
47 x 175	44 x 170	3m, 3.6m, 4.2m, 4.8m	✔	✔
47 x 200	44 x 195	3m, 3.6m, 4.2m, 4.8m	✔	✔
47 x 225	44 x 220	3m, 3.6m, 4.2m, 4.8m	✔	✔
47 x 250	44 x 245	3m, 3.6m, 4.2m, 4.8m	✔	✔
75 x 100	70 x 95	3m, 3.6m, 4.2m, 4.8m	✔	✔
75 x 150	70 x 145	3m, 3.6m, 4.2m, 4.8m	✔	✔
75 x 175	70 x 170	3m, 3.6m, 4.2m, 4.8m	✔	✔
75 x 200	70 x 195	3m, 3.6m, 4.2m, 4.8m	✔	✔
75 x 225	70 x 200	3m, 3.6m, 4.2m, 4.8m	✔	✔

* UNGRADED

CAN'T FIND THE LENGTH YOU NEED?



LET US HELP WITH YOUR BESPOKE SIZES

much more than just timber

CLS, CARCASSING & BATTEN



CLS, CARCASSING & BATTEN



Dimensions Width x Depth (mm)	Finished Size (mm)	Lengths available (m)	UC3 Treated	Untreated
-------------------------------------	-----------------------	--------------------------	----------------	-----------

Dimensions Width x Depth (mm)	Finished Size (mm)	Lengths available (m)	UC3 Treated	Untreated
-------------------------------------	-----------------------	--------------------------	----------------	-----------

STRUCTURAL C24 - IMPORTED

47 x 50*	44 x 44	3m, 3.6m, 4.2m, 4.8m	✓	✓
47 x 75	44 x 70	3m, 3.6m, 4.2m, 4.8m, 5.4m, 6m	✓	✓
47 x 100	44 x 95	3m, 3.6m, 4.2m, 4.8m, 5.4m, 6m	✓	✓
47 x 125	44 x 120	3m, 3.6m, 4.2m, 4.8m, 5.4m, 6m	✓	✓
47 x 150	44 x 145	3m, 3.6m, 4.2m, 4.8m, 5.4m, 6m	✓	✓
47 x 150	44 x 245	3m, 3.6m, 4.2m, 4.8m, 5.4m, 6m	✓	✓
47 x 175	44 x 170	3m, 3.6m, 4.2m, 4.8m, 5.4m, 6m	✓	✓
47 x 200	44 x 195	3m, 3.6m, 4.2m, 4.8m, 5.4m, 6m	✓	✓
47 x 225	44 x 220	3m, 3.6m, 4.2m, 4.8m, 5.4m, 6m	✓	✓

47 x 300	44 x 295	3m, 3.6m, 4.2m, 4.8m, 5.4m, 6m	✓	✓
75 x 100	72 x 97	3m, 3.6m, 4.2m, 4.8m, 5.4m, 6m	✓	✓
75 x 150	72 x 145	3m, 3.6m, 4.2m, 4.8m, 5.4m, 6m	✓	✓
75 x 175	72 x 170	3m, 3.6m, 4.2m, 4.8m, 5.4m, 6m	✓	✓
75 x 200	72 x 195	3m, 3.6m, 4.2m, 4.8m, 5.4m, 6m	✓	✓
75 x 225	72 x 220	3m, 3.6m, 4.2m, 4.8m, 5.4m, 6m	✓	✓
75 x 300	73 x 297	4.8m, 5.4m, 6m, 6.6m, 7.2m	⊗	⊗
100 x 300	97 x 297	4.8m, 5.4m, 6m, 6.6m, 7.2m	⊗	⊗

* UNGRADED



WHATEVER YOUR TIMBER NEEDS, HOWARTH CAN HELP

Whether you need decking, architrave, planed square edge timber or sheet materials, we've got everything to meet your requirements. For expert help and advice, visit your local branch.



Dimensions Width x Depth (mm)	Finished Size (mm)	Lengths available (m)	Untreated
-------------------------------------	-----------------------	--------------------------	-----------

NON STRUCTURAL
REGULARISED SOFTWOOD

47 x 50	45 x 45	3.6m, 4.8m	✓
47 x 75	45 x 70	3.6m, 4.8m	✓

BANDED SCAFFOLD BOARD

38 x 225	36 x 225	3.9m	✓
----------	----------	------	---

Dimensions Width x Depth (mm)	Finished Size (mm)	Lengths available (m)	Untreated
-------------------------------------	-----------------------	--------------------------	-----------

ROOFING
FULLY GRADED BS:5534 PART A:2010 TIMBER TILE ROOFING
BATTEN - NEW BUILD & REPLACEMENT APPROVED

25 x 38	25 x 38	3m, 3.6m, 4.2m, 4.8m, 5.4m	✓
25 x 50	25 x 50	3m, 3.6m, 4.2m, 4.8m, 5.4m	✓

TYPE A TREATED TIMBER ROOFING BATTEN.
UNSUITABLE FOR NEW BUILD

25 x 38	25 x 38	3m, 3.6m, 4.2m, 4.8m, 5.4m	✓
25 x 50	25 x 50	3m, 3.6m, 4.2m, 4.8m, 5.4m	✓

CAN'T FIND THE LENGTH YOU NEED?



LET US HELP WITH YOUR BESPOKE SIZES

much more than just timber

SHEET MATERIALS

We offer a wide range of structural and non structural panel products stocked at every branch.



SHEET MATERIALS

SHEET MATERIALS



Our plywood products have been quality tested by a third party so we're confident they meet our high standards. All plywood when used permanently outdoors needs sealing on all edges, face and back.

We do not stock Class 1 plywood (for internal use only) as it doesn't meet our quality expectations.

Dimensions Depth x Width (mm)	Lengths available (mm)	Available
----------------------------------	---------------------------	-----------

Dimensions Depth x Width (mm)	Lengths available (mm)	Available
----------------------------------	---------------------------	-----------

PLYWOOD

BIRCH PLY

6 x 1220	2440	✓
9 x 1220	2440	✓
12 x 1220	2440	✓
18 x 1220	2440	✓
24 x 1220	2440	✓

ELLIOTTIS CE2 (EN636-2S & EN314-2) SHEATHING PLY

9 x 1220	2440	✓
12 x 1220	2440	✓
18 x 1220	2440	✓

CE2 (EN314-2) STRUCTURAL SHEATHING PLY

9 x 1220	2440	✓
12 x 1220	2440	✓
18 x 1220	2440	✓

CE4 (EN316-2) SHEATHING PLY - NON-STRUCTURAL

9 x 1220	2440	⊘
12 x 1220	2440	⊘
18 x 1220	2440	⊘

CHINESE Q-MARK (EN636-2S & EN314-2) PLY

3.5 x 1220*	2440	✓
5.5 x 1220*	2440	✓
9 x 1220	2440	✓
12 x 1220	2440	✓
15 x 1220	2440	✓
18 x 1220	2440	✓
25 x 1220	2440	✓

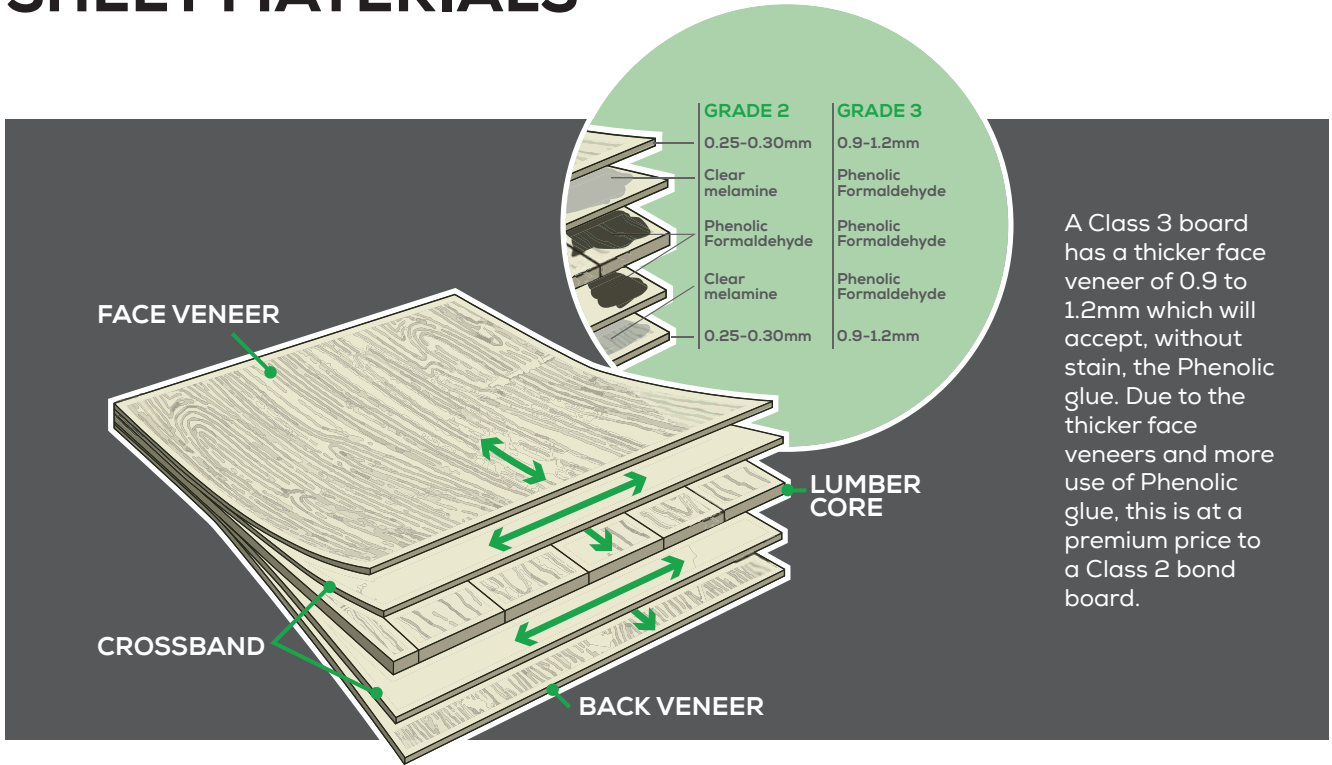
* NON STRUCTURAL

Technical Class (durability)	Conditions	EN314 Glue Bond	Applications
EN636-1S	INTERNAL USE Dry	EN314 Class 1 Bond	Suitable for: Internal use only. Must not be exposed to moisture during construction. Applications: Furniture, Packing Cases, Cupboards and shelving only.
EN636-2S	HUMID Occasional wetting and condensation e.g. bathrooms	EN314 Class 2 Bond	Suitable for: Internal use where the environment is humid or external use where the environment is covered. Offers limited resistance to moisture during construction phase. Applications: Walls, floors and roof structural applications (when listed on DOP)
EN636-3S	EXTERNAL USE Constant wetting and/or exposure to the elements	EN314 Class 3 Bond	Suitable for: Internal and external structural applications. Offers weather resistance during construction phase. Applications: Walls, floors and roof structural applications (when listed on DOP)

SHEET MATERIALS



SHEET MATERIALS



A Class 3 board has a thicker face veneer of 0.9 to 1.2mm which will accept, without stain, the Phenolic glue. Due to the thicker face veneers and more use of Phenolic glue, this is at a premium price to a Class 2 bond board.

Dimensions Depth x Width (mm)	Lengths available (mm)	Available
----------------------------------	---------------------------	-----------

PLYWOOD

MARINE (BS1088:2003) PLY

6 x 1220	2440	✓
9 x 1220	2440	✓
12 x 1220	2440	✓
18 x 1220	2440	✓
25 x 1220	2440	✓

HARDWOOD (EN636-2/EN314-2) CLASS 3 PLY (FORMERLY WBP)

4 x 1220	2440	✓
6 x 1220	2440	✓
9 x 1220	2440	✓
12 x 1220	2440	✓
18 x 1220	2440	✓
25 x 1220	2440	✓

Dimensions Depth x Width (mm)	Lengths available (mm)	Available
----------------------------------	---------------------------	-----------

PRC EUCALYPTUS FACE & BACK HARDWOOD (EN636-2S & EN314-2) PLY

3.6 x 1220*	2440	✓
5.5 x 1220*	2440	✓
9 x 1220	2440	✓
12 x 1220	2440	✓
18 x 1220	2440	✓
25 x 1220	2440	✓



**FIRE RATED PLYWOOD
AVAILABLE ON REQUEST**

**FORMWORK PLYWOOD
AVAILABLE ON REQUEST
(MDO / PHENOLIC OPTIONS)**

* NON STRUCTURAL



Dimensions Depth x Width (mm)	Lengths available (mm)	Available
----------------------------------	---------------------------	-----------

Dimensions Depth x Width (mm)	Lengths available (mm)	Available
----------------------------------	---------------------------	-----------

MDF

STANDARD MDF BOARD

3 x 1220	2440	Unavailable
4 x 1220	2440	Unavailable
6 x 1220	2440	Available
9 x 1220	2440	Available
12 x 1220	2440	Available
15 x 1220	2440	Unavailable
18 x 1220	2440	Available
22 x 1220	2440	Unavailable
25 x 1220	2440	Available
30 x 1220	2440	Unavailable

MOISTURE RESISTANT MDF BOARD

6 x 1220	2440	Available
9 x 1220	2440	Available
12 x 1220	2440	Available
15 x 1220	2440	Unavailable
18 x 1220	2440	Available
22 x 1220	2440	Unavailable
25 x 1220	2440	Available

Other types of MDF are available on request such as fire retardant or for external use such as Medex. We can offer large sizes on order, for example, eg 1220 x 3050mm & 1525 x 3505mm. Most branches can also offer a cut to size service, please contact your local branch for further information.

SHEET MATERIALS



Dimensions Depth x Width (mm)	Lengths available (mm)	Available
----------------------------------	---------------------------	-----------

OSB

OSB3

9 x 1197	2397	✓
11 x 1220	2440	✓
15 x 1220	2440	⊘
18 x 1220	2440	✓

OSB FOR FLOORING TG4

18 x 590	2440	⊘
18 x 600	2440	✓
18 x 625	2440	⊘

OSB LOFT BOARDS TG2

18 x 300	1220 - Pack of 3	⊘
----------	------------------	---

Dimensions Depth x Width (mm)	Lengths available (mm)	Available
----------------------------------	---------------------------	-----------

CHIPBOARD

P5 T&G4 PROTECT BOARD - 60 EXTERIOR EXPOSURE - BBA CERTIFIED - USE WITH B4 ADHESIVE

22 x 600	2400	✓
----------	------	---

P5 T&G4 PEEL CLEAN - REMOVABLE PROTECTIVE BARRIER

22 x 600	2400	✓
----------	------	---

P5 T&G4 FLOORING GRADE - DRY USE ONLY

18 x 600	2400	✓
22 x 600	2400	✓

P2 LOFT CHIPBOARDS TG2

18 x 253	1220	⊘
----------	------	---




HOWARTH TIMBER
ENGINEERED SOLUTIONS

YOUR
timber engineering
PARTNER

offering a complete end-to-end
timber engineering service

- 1 ESTIMATING**
- 2 DESIGN**
- 3 MANUFACTURING**
- 4 SUPPLY**
- 5 INSTALLATION**



ROOF TRUSSES



SPANDREL PANELS



CASSETTE SYSTEMS



I-JOISTS



METAL WEB JOISTS

tel: 01284 772700

email: HTESenquiries@howarth-timber.co.uk
engineeredolutions.howarth-timber.co.uk



A door for every project



Oak Doors

Oak doors can add a high end feel to any home. Our internal range covers an extensive spectrum from ultra-modern to traditional interior meaning there is a door style to suit any home.



Laminate Doors

Our laminate internal door range, offers the latest on-trend colours. The laminate finish provides the appearance of a real veneer but there are no variations in colour which you might see with a natural wood veneer.



White Primed Doors

White primed doors offer a clean, crisp and modern look. Coming in a range of different styles they are elegant, simplistic and timeless they also support the division of light.



Moulded & Flush Doors

Moulded are timeless and ideal for any home. Perfect for new developments. Our flush doors are ideal for office and commercial developments.



Room Dividers

Room dividers are the perfect way to section a room off while having the open to open the space up when required. We have lots of options



External Doors

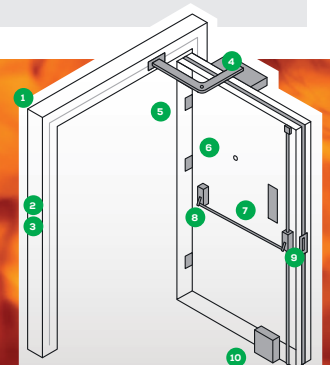
Secure front doors that offer the kerb appeal. Build your door with our Residor configurator...



we are

BWF FIRE DOOR SPECIALISTS

We are here for all your fire door needs...





We stock the biggest brands, with styles to suit all tastes and budgets.



dēanta



PREMDOR®

much more than just timber



HOWARTH TIMBER & BUILDING SUPPLIES



Timber & Sheet Materials

ACCRINGTON BB5 0DN
tel: 01254 380500

ASHTON OL7 0AG
tel: 0161 3301634

BARNLEY S75 2BL
tel: 01226 289494

BARWELL LE9 8HE
tel: 01455 290509

BRIGHOUSE HD6 1PE
tel: 01484 503950

BLACKBURN BB1 3EE
tel: 01254 699696

BURNLEY BB10 1RZ
tel: 01282 426241

BURY BL9 6AQ
tel: 0161 7616416

BURY ST EDMUNDS IP32 7QW
tel: 01284 250160

CHEADLE SK8 6QS
tel: 0161 486 1417

CHESTER CH4 0DH
tel: 01244 660351

CORBY NN18 8ET
tel: 01536 407079

COTTINGHAM HU16 4LL
tel: 01482 875595

DARTFORD DA1 1BN
tel: 01322 286844

DERBY DE1 3QT
tel: 01332 360233

DARWEN BB3 2ES
tel: 01254 873552

DEWSBURY WF13 2AF
tel: 01924 462186

DONCASTER DN1 2TF
tel: 01302 763090

ENFIELD EN3 5JD
tel: 020 8808 4337

FALLOWFIELD M14 6WN
tel: 0161 610 8000

GRIMSBY DN32 9BA
tel: 01472 361621

HARROGATE HG1 4AU
tel: 01423 637000

LEEDS LS9 0RA
tel: 0113 200 0100

LONDON SE4 2PE
tel: 020 8691 6237

MALTON YO17 6BT
tel: 01653 697776

MANCHESTER M4 5HD
tel: 0161 839 6827

MANSFIELD NG19 7JG
tel: 01623 624455

NEWCASTLE-U-LYME ST5 1AW
tel: 01782 715900

NORTHWICH CW9 5FZ
tel: 01606 533957

OLDHAM OL1 3LJ
tel: 0161 6202128

ROCHDALE OL16 2AA
tel: 01706 710962

SALE M33 6LB
tel: 0161 9739578

STAMFORD PE9 4BB
tel: 01780 765764

THORNE DN8 5DY
tel: 01405 813515

WAKEFIELD WF1 5DW
tel: 01924 372291

YORK YO26 4ZH
tel: 01904 629931

we are

-  Timber & Sheet Materials
-  Building Materials & Drainage
-  Garden & Landscaping
-  Doors, Joinery & Flooring
-  Plasterboard & Insulation
-  Tools, Fixings & Finishings
-  Kitchens & Bathrooms
-  Plumbing & Heating

Images are used for illustrative purposes, all colours are reproduced digitally as accurately as current technology will allow. All errors and omissions excepted. Timber is a natural product and can vary slightly in colour or texture

ORDER ONLINE 24/7
howarth-timber.co.uk

much more than just timber