

Starrett®

SAWS & HAND TOOLS

S I N C E 1 8 8 0



CATALOGUE 71E

THE WORLD'S LARGEST MANUFACTURER OF SAW BLADES

PRECISION, QUALITY, INNOVATION

For over 130 years, manufacturers, builders, and tradespeople around the world have relied on The L.S. Starrett Company's quality precision tools and saws to ensure the consistency of their work. They understand that the Starrett name on a saw blade, hand tool, or measuring tool guarantees exceptional quality, innovation, and expert technical support.

The thousands of products in today's Starrett line continue to be the most accurate, robust, and durable tools available, thanks to strict quality control, cutting-edge R&D, and an ongoing commitment to producing superior tools. This Catalogue includes the most commonly used tools on a Jobsite or in a Workshop.



HOLE SAWS

Arbors, Pilot Drills, Core Ejectors, and our Debris Collector are all part of our complete line of Hole Saws and Accessories. All solutions to assist you in safely optimising each job while keeping the cost per cut in mind, saving you time and money.

Hole saw cutting speed recommendations (RPM) Page 24

05

HACKSAWS

Bi-Metal Safe-Flex®, Redstripe, and high carbon Grey-Flex® blades, as well as hacksaw frames, compass, and PVC saws, are available to meet all of your sawing requirements.

25

JIGSAW & RECIP BLADES

When compared to the previous line, Starrett's 3X Power blade technology provides up to three times the life and increased cutting rates. These ergonomic blades are suited to various applications and are engineered to excel in any demanding situation, providing a comprehensive set of sawing solutions.

31

HAND TOOLS

The Starrett, Starrett Exact®, and Starrett Exact® Plus product lines include a wide range of high-quality Tapes, Levels, Knives, Rules, Squares, and other tools. All are dependable, accurate, and of high build quality. A Starrett Tool is always reliable.

39

LASER DISTANCE METERS

Starrett Laser Distance Meters are highly accurate and advanced, with features such as IP54 protection, indirect measurement calculations, and Bluetooth® to connect to Android and IOS devices, as well as a downloadable app that allows users to control the meter via a smartphone or other compatible device.

57

TRADESPERSONS TOOL BAGS

Quality hard-wearing tool bags with reinforced ABS bases, internal and external elasticated pockets, and compartments - these are ideal and dependable for all trades' tough day-to-day needs.

61

SERVICES

Starrett offers a range of services and support to customers. Find out more on StarrNET, the new online ordering portal for our partners, as well as the Marketing and Technical Support options we have available.

62

Hole Saw Depth	16mm 5/8"
<5mm	✓
Rec. Cutting Depth	3-13mm ✗
>13mm	✗
Metal Inox (Stainless)	★
Non Ferrous Materials	★
Fibreglass	★
Size Range	15 - 100mm
Catalogue Number	SM

Hole Saw Depth	25mm 1"
<3mm	✓
Rec. Cutting Depth	3-13mm ✓
>13mm	✓
Metal Inox (Stainless)	★
Non Ferrous Materials	★
Cast Iron	★
Fibreglass	★
Size Range	15 - 100mm
Catalogue Number	CTD

Hole Saw Depth	54mm 2.1/8"
<3mm	✓
Rec. Cutting Depth	3-13mm ✓
>13mm	✓
Wood	★
Veneer	★
MDF	★
Plastic	★
Acrylic	★
Ceramic	★
Fibreglass	★
Formica	★
Plaster	★
Size Range	19 - 159mm
Catalogue Number	MPH

Hole Saw Depth	41mm 1.5/8"
<3mm	✓
Rec. Cutting Depth	3-13mm ✓
>13mm	✓
Cast Iron	★
Wood	★
Nail Embedded Wood	★
Veneer	★
Plastic	★
Acrylic	★
Ceramic	★
Fibreglass	★
Formica	★
Plaster	★
Suspended Floors	★
Brick and Masonry	★
Size Range	16 - 152mm
Catalogue Number	CT

Hole Saw Depth	41mm 1.5/8"
<3mm	✓
Rec. Cutting Depth	3-13mm ✓
>13mm	✓
Ceramic	★
Porcelain / Glass / Stone	★
Marble / Granite	★
Fibreglass	★
Brick and Masonry	★
Size Range	14 - 152mm
Catalogue Number	D

TCT
Stainless
Steel



Carbide
Deep Cut



TCT Multi Purpose



Carbide Tipped



Diamond Grit

Hole Saw Depth	20mm 25/32"
Size Range	5 - 12mm
Catalogue Number	D

Diamond
Tile Drills



Cutting Performance

Excellent



Good



Hole Saw Depth	Diameter Dependent
<3mm	<input type="checkbox"/>
Rec. Cutting Depth	
3-13mm	<input type="checkbox"/>
>13mm	<input checked="" type="checkbox"/>
Brick and Masonry	★
300mm	22mm & 28mm
150mm	≥ 38mm
Size Range	22 - 152mm
Catalogue Number	BMC

Diamond
Dri-Core Drill



Hole Saw Depth	51mm 2"
<3mm	<input type="checkbox"/>
Rec. Cutting Depth	
3-13mm	<input checked="" type="checkbox"/>
>13mm	<input checked="" type="checkbox"/>
• Metal	★
• Inox (Stainless)	★
• Non Ferrous Materials	★
Cast Iron	★
Wood	★
Veneer	★
Plastic	★
Acrylic	★
Fibreglass	★
Formica	★
Plaster	★
Suspended Floors	★
Size Range	19 - 210mm
Catalogue Number	DCH

Bi-Metal Deep Cut



Hole Saw Depth	41mm 1.5/8"
<3mm	<input checked="" type="checkbox"/>
Rec. Cutting Depth	
3-13mm	<input checked="" type="checkbox"/>
>13mm	<input type="checkbox"/>
• Metal	★
• Inox (Stainless)	★
• Non Ferrous Materials	★
Cast Iron	★
Wood	★
Veneer	★
Plastic	★
Acrylic	★
Fibreglass	★
Formica	★
Plaster	★
Suspended Floors	★
Size Range	14 - 210mm
Catalogue Number	FCH

Bi-Metal Fast Cut



















Hole Saw Depth	13mm 1/2"
<3mm	<input checked="" type="checkbox"/>
Rec. Cutting Depth	
3-13mm	<input type="checkbox"/>
>13mm	<input type="checkbox"/>
• Metal	★
• Inox (Stainless)	★
• Non Ferrous Materials	★
Wood	★
Veneer	★
Plastic	★
Acrylic	★
Fibreglass	★
Formica	★
Size Range	16 - 51mm
Catalogue Number	CSC

Bi-Metal
Cordless
Smooth Cut



MANUFACTURING QUALITY
HOLE SAWS SINCE 1978

HOLE SAWS

HOLE SAW APPLICATION GUIDE									
Material Thickness and Application	BI-METAL			TUNGSTEN CARBIDE TIPPED			DIAMOND GRIT		
	Cordless Smooth Cut	Fast Cut	Deep Cut	Carbide Tipped	Multi Purpose	Stainless Steel	Carbide Deep Cut	Diamond Hole Saw / Tile Drill	Brick & Masonry Dri Core Drill
Catalogue Number	CSC	FCH	DCH	CT	MPH	SM	CTD	D	BMC
Hole Saw Depth	13mm 1/2"	41mm 1.5/8"	51mm 2"	41mm 1.5/8"	54mm 2.1/8"	16mm 5/8"	25mm 1"	Diameter dependent	Diameter dependent
Recommended Cutting Depths	<3mm	✓	✓		✓	✓	✓	✓	
	3-13mm		✓	✓	✓		✓	✓	
	>13mm			✓	✓		✓	✓	✓
• Metal • Inox (Stainless) • Non Ferrous Materials		★	★	★			★	★	
		★	★	★			★	★	
Cast iron			★	★	★		★		
Wood		★	★	★	★				
Nail Embedded Wood					★				
Veneer		★	★	★	★				
MDF					★				
Plastic		★	★	★	★				
Acrylic		★	★	★	★				
Fibreglass		★	★	★	★	★	★	★	
Formica		★	★	★	★				
Plaster			★	★	★				
Suspended Floors			★	★	★				
Ceramic					★	★		★	
Porcelain / Glass / Stone								★	
Brick and Masonry					★	★		★	★
Cutting Performance	Excellent	★			Good	★	For hole saw cutting speed recommendations please see page 60.		

BI-METAL CSC CORDLESS SMOOTH CUT

The CSC - Cordless Smooth Cut Hole Saw. Offers exceptional strength, durability, and shatter resistance. Manufactured with hardened and abrasion-resistant high-speed steel teeth and a tough alloy body and cap, it is designed for use with battery-operated power tools. It will cut twice as many holes as the equivalent standard hole saw per battery charge. Its flared base cap limits the cutting depth to 13mm (1/2").



Featuring a heat-resistant high-speed steel edge, with alloy backing and a constant pitch of 8 TPI, it is ideal for cutting stainless and mild sheet steel, plasterboard, wood, and thin non-metallics.








FEATURES

- Ideal for cutting stainless, tool & mild steel sheeting, wood and thin plastics.
- Safety stop at the base of the hole saw prevents saw travel beyond the hole saw depth - 13mm (1/2").
- Complete assembly - arbor, pilot drill and ejector spring included.
- Constant pitch teeth provide exceptionally smooth cuts. Pitch 8 teeth per 25mm / inch.
- Recommended cutting depth 3mm.

Cat. No.	Item Number	Diameter	
		mm	Inch
CSC16	BF1316	16mm	5/8"
CSC19	BF1319	19mm	3/4"
CSC20	BF1320	20mm	25/32"
CSC22	BF1322	22mm	7/8"
CSC25	BF1325	25mm	1"
CSC27	BF1327	27mm	1.1/16"
CSC29	BF1329	29mm	1.1/8"
CSC30	BF1330	30mm	1.3/16"
CSC32	BF1332	32mm	1.1/4"
CSC35	BF1335	35mm	1.3/8"
CSC38	BF1338	38mm	1.1/2"
CSC40	BF1341	40mm	1.9/16"
CSC51	BF1347	51mm	2"

General Purpose Kit 1
KCS06001



Cutting Performance		
Excellent		★
Good		☆
Hole Saw Depth	13mm 1/2"	
Rec. Cutting Depth	<3mm	☑
• Metal • Inox (Stainless) • Non Ferrous Materials		★
Wood		★
Veneer		☆
Plastic		★
Acrylic		☆
Fibreglass		☆
Formica		☆

Description	Cat. No.	Item Number	Hole Saw Sizes	Arbors and Accessories
# General Purpose Kit	KCS07011	BF1450	16mm, 20mm, 25mm, 29mm, 30mm, 32mm & 38mm	A18 Dual Hex Chuck
General Purpose Kit 1	KCS06001	BF1453	16mm, 20mm, 22mm, 25mm, 32mm & 40mm	-
Electricians Kit	KCS03001	BF1420	20mm, 25mm, & 32mm	-

= MTO - Made to order, may be subject to longer lead times.

FAST CUT BI-METAL FCH

The FCH - Fast Cut Saw with enhanced heat & wear resistance. Provides a smoother, faster cut on a wide range of materials. Specifically suited to cutting stainless and mild steel sheets, the Fast Cut will also cut through tubes with a wall thickness of up to 3mm (1/8").

Description	Cat No	Item Number	Hole Saw Sizes	Arbors and Accessories	
General Purpose Kit	KFC06023	AX5421	22mm, 29mm, 35mm, 44mm, 51mm & 64mm	A1 & A10 Arbors	
Electricians Kit 2	KFC06022	AX5406	16mm, 20mm, 25mm, 29mm, 44mm & 51mm	A1 & A10 Arbors	
Electricians Kit 1	KFC06021	AX5400	16mm, 20mm, 25mm, 32mm, 40mm & 51mm	A1 & A10 Arbors	
Ulti Mate Electricians Kit	KFC06071	AX5403	16mm, 20mm, 25mm, 32mm, 40mm & 51mm	A3 Ulti Mate Arbor 6 Ulti Mate Arbor Adapters	#
Electricians Kit	KFC11021	AX5409	16mm, 20mm, 22mm, 25mm, 29mm, 35mm, 44mm, 51mm, 64mm, 68mm & 76mm	A1 & A2 Arbors	
Plumbers Kit	KFC07021	AX5412	19mm, 22mm, 29mm, 38mm, 44mm, 51mm & 57mm	A1 & A10 Arbors	
Plumbers Kit	KFC11022	AX5415	16mm, 19mm, 22mm, 29mm, 35mm, 38mm, 44mm, 51mm, 57mm, 65mm & 68mm	A1 & A2 Arbors	#
Universal Kit	KFC14021	AX5427	16mm, 20mm, 22mm, 25mm, 29mm, 32mm, 35mm, 38mm, 44mm, 51mm, 57mm, 64mm, 68mm & 76mm	A1 & A2 Arbors	
General Purpose	KFC11031	AX5424	19mm, 22mm, 25mm, 32mm, 35mm, 38mm, 44mm, 51mm, 57mm, 64mm & 76mm	A1 & A2 Arbors A5 Extension	#

= MTO - Made to order, may be subject to longer lead times.

Cutting Performance		
Excellent		★
Good		☆
Hole Saw Depth	41mm 1.5/8"	
Rec. Cutting Depth	up to 13mm	☑
• Metal		★
• Inox (Stainless)		★
• Non Ferrous Materials		★
Cast iron		★
Wood		☆
Veneer		☆
Plastic		★
Acrylic		☆
Fibreglass		☆
Formica		☆
Plaster		☆
Suspended Floors		☆



EVA Case for Unbreakable Protection.

POS Packaging with Kit Contents.





BI-METAL HOLE SAWS



FASTER & SMOOTHER

The FCH - Fast Cut Bi-Metal Hole Saws contain an extra cobalt HSS tooth material, and a 5.5 TPI positive rake tooth design ensuring a smoother and faster cut. Although designed for cutting stainless steel, metals, and mild steel sheet, the Fast Cut Saws will cut through wood, plastic, plaster, and other materials. Recommended cutting depth - up to 13mm (1/2") in softer materials.

FEATURES

- With extra cobalt for enhanced heat and wear resistance - improving the product life.
- The 5.5 TPI positive rake tooth form provides less torque for a smoother, faster cut in all materials.
- 30% extra gullet volume for better material penetration.
- Ideal for 3mm stainless steel, mild steel sheet and tubes and other materials with a thickness of up to 13mm (1/2").
- Size range: 14mm - 210mm (9/16" - 8.9/32").
- 41mm (1.5/8") hole saw depth.

Cat. No.	Item Number	Diameter		Appropriate Arbors
		mm	Inch	
FCH0096	AX5000	14mm	9/16"	A1
FCH0058	AX5005	16mm	5/8"	
FCH1016	AX5010	17mm	11/16"	
FCH0034	AX5015	19mm	3/4"	A4
FCH2532	AX5020	20mm	25/32"	A1-1 (SDS plus)
FCH1036	AX5025	21mm	13/16"	
FCH0078	AX5030	22mm	7/8"	A3 & A3-3 (Ulti-Mate)
FCH1056	AX5035	24mm	15/16"	
FCH0100	AX5040	25mm	1"	A6 & A6-2 (Kwik-Change)
FCH0116	AX5045	27mm	1.1/16"	
FCH0118	AX5050	29mm	1.1/8"	
FCH0136	AX5055	30mm	1.3/16"	
FCH0114	AX5060	32mm	1.1/4"	
FCH0156	AX5065	33mm	1.5/16"	
FCH0138	AX5070	35mm	1.3/8"	
FCH0176	AX5075	37mm	1.7/16"	
FCH0112	AX5080	38mm	1.1/2"	
FCH0196	AX5085	40mm	1.9/16"	
FCH0158	AX5090	41mm	1.5/8"	
FCH1116	AX5095	43mm	1.11/16"	
FCH0134	AX5100	44mm	1.3/4"	
FCH1136	AX5105	46mm	1.13/16"	
FCH0178	AX5110	48mm	1.7/8"	
FCH0200	AX5115	51mm	2"	A2
FCH0216	AX5120	52mm	2.1/16"	A10
FCH0218	AX5125	54mm	2.1/8"	
FCH056M	AX5130	56mm	2.3/16"	
FCH0214	AX5135	57mm	2.1/4"	A17-38 (Locking Arbor)
FCH0256	AX5140	59mm	2.5/16"	
FCH0238	AX5145	60mm	2.3/8"	
FCH0212	AX5150	64mm	2.1/2"	A2-1 (SDS plus)
FCH0296	AX5155	65mm	2.9/16"	
FCH0258	AX5160	67mm	2.5/8"	
FCH068M	AX5165	68mm	2.11/16"	A3 & A3-4 (Ulti-Mate)
FCH0234	AX5170	70mm	2.3/4"	
FCH0278	AX5175	73mm	2.7/8"	
FCH0300	AX5180	76mm	3"	A6 & A6-3 (Kwik-Change)
FCH0318	AX5185	79mm	3.1/8"	
FCH0314	AX5190	83mm	3.1/4"	
FCH0338	AX5195	86mm	3.3/8"	
FCH0312	AX5200	89mm	3.1/2"	
FCH0358	AX5205	92mm	3.5/8"	
FCH0334	AX5210	95mm	3.3/4"	
FCH0378	AX5215	98mm	3.7/8"	
FCH0400	AX5220	102mm	4"	
FCH0418	AX5225	105mm	4.1/8"	A2
FCH0414	AX5230	108mm	4.1/4"	
FCH0438	AX5235	111mm	4.3/8"	
FCH0412	AX5240	114mm	4.1/2"	A10
FCH0434	AX5245	121mm	4.3/4"	
FCH0500	AX5250	127mm	5"	
FCH0514	AX5255	133mm	5.1/4"	A17-38
FCH0512	AX5260	140mm	5.1/2"	
FCH0600	AX5265	152mm	6"	
FCH160M	AX5270	160mm	6.5/16"	A2-1
FCH168M	AX5275	168mm	6.5/8"	
FCH177M	AX5280	177mm	6.31/32"	
FCH210M	AX5285	210mm	8.9/32"	A3 & A3-5

DEEP CUT BI-METAL DCH

The DCH - Deep Cut Saw with extra cobalt HSS teeth. Provides enhanced heat and wear resistance. The Deep Cut saw features an increased depth of 51mm (2") and is ideal for cutting metal and tubes with a thickness of greater than 3mm, and wood up to 51mm (2") thick.

Description	Cat No	Item Number	Hole Saw Sizes	Arbors and Accessories
Electricians Kit	KDC05021	BF7006	20mm, 25mm, 29mm, 44mm & 51mm	A1E & A10E Arbors
Electricians Kit	KDC10021	BF7009	20mm, 22mm, 25mm, 29mm, 35mm, 44mm, 51mm, 64mm, 68mm & 76mm	A1E & A2E Arbors
Plumbers Kit	KDC07021	BF7012	19mm, 22mm, 29mm, 38mm, 44mm, 51mm & 57mm	A1E & A10E Arbors
Plumbers Kit	KDC10022	BF7015	19mm, 22mm, 29mm, 35mm, 38mm, 44mm, 51mm, 57mm, 65mm & 68mm	A1E & A2E Arbors
Universal Kit	KDC13021	BF7024	20mm, 22mm, 25mm, 29mm, 32mm, 35mm, 38mm, 44mm, 51mm, 57mm, 64mm, 68mm & 76mm	A1E & A2E Arbors

= MTO - Made to order, may be subject to longer lead times.



Cutting Performance		
Excellent		★
Good		☆
Hole Saw Depth	51mm 2"	
Rec. Cutting Depth	3-13mm	☑
	>13mm	☑
• Metal		★
• Inox (Stainless)		★
• Non Ferrous Materials		★
Cast iron		★
Wood		☆
Veneer		☆
Plastic		☆
Acrylic		☆
Fibreglass		☆
Formica		☆
Plaster		☆
Suspended Floors		☆



EVA Case for Unbreakable Protection.

POS Packaging with Kit Contents.





BI-METAL HOLE SAWS



DEEPER & STRONGER

Featuring a 10mm increase in cutting depth and aggressive material penetration with kerf clearance. It is the complete multi-use hole saw to penetrate deep into metals, wood, plastic, plaster, and other materials.

Recommended cutting depth – greater than 3mm (1/8").

FEATURES

- 51mm (2") hole saw depth improves cutting performance on tubes, particularly where there is a need to cut through both sides.
- With extra cobalt for enhanced heat and wear resistance - improving the product life.
- Ideal for solid materials greater than 3mm (1/8") in thickness.
- Aggressive material penetration and kerf clearance.
- Size range: 19mm - 210mm (3/4" - 8.9/32").
- 51mm (2") hole saw depth - requires arbors with an extended length pilot drill (e.g. A1E, A2E or A17-38E etc.).

Cat. No.	Item Number	Diameter		Appropriate Arbors
		mm	Inch	
DCH0034	BF6000	19mm	3/4"	A1E
DCH2532	BF6005	20mm	25/32"	
DCH1036	BF6010	21mm	13/16"	A4E
DCH0078	BF6015	22mm	7/8"	A1-1E (SDS-plus)
DCH1056	BF6020	24mm	15/16"	
DCH0100	BF6025	25mm	1"	A3 & A3-3 (Ulti-Mate)
DCH0116	BF6030	27mm	1.1/16"	
DCH0118	BF6035	29mm	1.1/8"	A6 & A6-2 (Kwik-Change)
DCH0136	BF6040	30mm	1.3/16"	
DCH0114	BF6045	32mm	1.1/4"	A2E Quick-Hitch A10E Quick-Hitch A17-38E (Locking Arbor) A2-1E (SDS plus) A3 & A3-4 (Ulti-Mate) A6 & A6-3 (Kwik-Change)
DCH0156	BF6050	33mm	1.5/16"	
DCH0138	BF6055	35mm	1.3/8"	
DCH0176	BF6060	37mm	1.7/16"	
DCH0112	BF6065	38mm	1.1/2"	
DCH0196	BF6070	40mm	1.9/16"	
DCH0158	BF6075	41mm	1.5/8"	
DCH1116	BF6080	43mm	1.11/16"	
DCH0134	BF6085	44mm	1.3/4"	
DCH1136	BF6090	46mm	1.13/16"	
DCH0178	BF6095	48mm	1.7/8"	A2E A10E A17-38E (Locking Arbor) A2-1E (SDS plus) A3 & A3-4 (Ulti-Mate) A6 & A6-3 (Kwik-Change)
DCH0200	BF6100	51mm	2"	
DCH0216	BF6105	52mm	2.1/16"	
DCH0218	BF6110	54mm	2.1/8"	
DCH056M	BF6115	56mm	2.3/16"	
DCH0214	BF6120	57mm	2.1/4"	
DCH0256	BF6125	59mm	2.5/16"	
DCH0238	BF6130	60mm	2.3/8"	
DCH0212	BF6135	64mm	2.1/2"	
DCH0296	BF6140	65mm	2.9/16"	
DCH0258	BF6145	67mm	2.5/8"	A2E A10E A17-38E (Locking Arbor) A2-1E (SDS plus) A3 & A3-5 A6 & A6-3
DCH068M	BF6150	68mm	2.11/16"	
DCH0234	BF6155	70mm	2.3/4"	
DCH0278	BF6160	73mm	2.7/8"	
DCH0300	BF6165	76mm	3"	
DCH0318	BF6170	79mm	3.1/8"	
DCH0314	BF6175	83mm	3.1/4"	
DCH0338	BF6180	86mm	3.3/8"	
DCH0312	BF6185	89mm	3.1/2"	
DCH0358	BF6190	92mm	3.5/8"	
DCH0334	BF6195	95mm	3.3/4"	A2E or A10E A17-38E A2-1E A3 & A3-5
DCH0378	BF6200	98mm	3.7/8"	
DCH0400	BF6205	102mm	4"	
DCH0418	BF6210	105mm	4.1/8"	
DCH0414	BF6215	108mm	4.1/4"	
DCH0438	BF6220	111mm	4.3/8"	
DCH0412	BF6225	114mm	4.1/2"	
DCH0434	BF6230	121mm	4.3/4"	
DCH0500	BF6235	127mm	5"	
DCH0514	BF6240	133mm	5.1/4"	
DCH0512	BF6245	140mm	5.1/2"	A2E or A10E A17-38E A2-1E A3 & A3-5
DCH0600	BF6250	152mm	6"	
DCH160M	BF6255	160mm	6.5/16"	
DCH168M	BF6260	168mm	6.5/8"	
DCH177M	BF6265	177mm	6.31/32"	A2E or A10E A17-38E A2-1E A3 & A3-5
DCH210M	BF6270	210mm	8.9/32"	

CARBIDE CT

HIGH PERFORMANCE TRIPLE CHIP TUNGSTEN CARBIDE

The strong, high-performance triple chip Tungsten Carbide Tipped (CT) Hole Saw offers a longer blade life when cutting difficult and abrasive materials. A cost-effective solution for cutting through nail-embedded wood, or virtually any wood and metal combination, reinforced concrete, and fibreglass. This saw is particularly suitable where there is a requirement for a high-quality surface finish on the entry and exit hole and provides a smooth cut when cutting traditional lath and plaster.

Tungsten Carbide Tipped Teeth



FEATURES

- A cost effective solution for cutting nail embedded wood, any wood and metal combination, reinforced concrete and fibreglass.
- Leaves high quality surface finish on entry and exit and provides a smooth cut.
- Tungsten Carbide Tipped Teeth for outstanding cutting performance and product durability.
- Suitable for use in electric and battery operated tools.
- Hole saw depth of 41mm (1-5/8").

Cutting Performance	
Excellent	★
Good	☆
Hole Saw Depth	41mm 1.5/8"
	<3mm <input checked="" type="checkbox"/>
Rec. Cutting Depth	3-13mm <input checked="" type="checkbox"/>
	>13mm <input checked="" type="checkbox"/>
Cast iron	★
Wood	☆
Nail Embedded Wood	☆

Veneer	★
Plastic	★
Acrylic	★
Ceramic	☆
Fibreglass	★
Formica	★
Plaster	★
Suspended Floors	★
Brick and Masonry	☆

Cat. No.	Item Number	Diameter		Appropriate Arbors
		mm	Inch	
NEW CT058	BF398	16mm	5/8"	A1 or A4 A1-1 (SDS plus) A3 & A3-3 (Ulti-Mate) A6 & A6-2 (Kwik-Change) XA1 or XA4 (Carbide Tipped)
CT034	BF400	19mm	3/4"	
CT2532	BF402	20mm	25/32"	
CT078	BF405	22mm	7/8"	
CT100	BF410	25mm	1"	
CT118	BF415	29mm	1.1/8"	
CT114	BF420	32mm	1.1/4"	# CT156 BF422 33mm 1.5/16"
CT138	BF425	35mm	1.3/8"	
CT112	BF430	38mm	1.1/2"	
CT196	BF432	40mm	1.9/16"	
CT158	BF435	41mm	1.5/8"	
CT134	BF440	44mm	1.3/4"	
CT178	BF445	48mm	1.7/8"	
CT200	BF450	51mm	2"	
CT218	BF455	54mm	2.1/8"	
CT056MM	BF456	56mm	2.3/16"	
CT214	BF460	57mm	2.1/4"	HSS Pilot Drill A2 A10 A17-38 (Locking Arbor) A2-1 (SDS plus)
CT238	BF465	60mm	2.3/8"	
CT212	BF470	64mm	2.1/2"	
CT258	BF475	67mm	2.5/8"	Carbide Tipped Arbors XA2 XA10 XA17-38 (Locking Arbor) XA2-1 (SDS plus)
CT234	BF480	70mm	2.3/4"	
CT300	BF485	76mm	3"	
CT318	BF487	79mm	3.1/8"	Ulti-Mate Arbor System A3 & A3-4 for up to 102mm / 4".
CT314	BF490	83mm	3.1/4"	
CT338	BF495	86mm	3.3/8"	
CT312	BF500	89mm	3.1/2"	A3 & A3-5 for 102mm / 4" and above.
CT358	BF505	92mm	3.5/8"	
CT334	BF510	95mm	3.3/4"	
CT378	BF512	98mm	3.7/8"	Kwik-Change A6 & A6-3
CT400	BF515	102mm	4"	
CT418	BF520	105mm	4.1/8"	
CT414	BF525	108mm	4.1/4"	
CT438	BF530	111mm	4.3/8"	
CT412	BF535	114mm	4.1/2"	
CT434	BF540	121mm	4.3/4"	
CT500	BF545	127mm	5"	
CT512	BF550	140mm	5.1/2"	
CT600	BF555	152mm	6"	

= MTO - Made to order, may be subject to longer lead times.

CARBIDE MPH

TUNGSTEN CARBIDE TIPPED MULTI PURPOSE

Tungsten Carbide Tipped Multi Purpose (MPH) Hole Saws feature a unique tooth set for ultra-aggressive, high performance cutting of non-metallics. Cutting speeds will be up to five times faster than a bi-metal hole saw cutting the same material, offering users with rapid, heat-free, stock removal of wood, MDF, plastics, and ceramic tiles. For tradespeople, our kits provide the perfect solution to all your cutting needs.

Offers multiple uses – will cut wood, MDF, plastics, ceramic wall tiles and building bricks.

FEATURES

- Rapid, heat free stock removal of wood, MDF, plastics, plasterboard, and ceramic tiles.
- Carbide Tipped Teeth for outstanding cutting performance and product durability.
- Smooth cutting with minimal heat build up.
- Hole saw depth of 54mm (2.1/8").
- Arbors with extended length pilot drills are available, alternatively fit the longer A014CE pilot drill to our standard arbors.
- Deep gullet for easy core removal
- Suitable for use in mains and battery powered tools

Hole Saw Depth	54mm 2.1/8"
<3mm	<input checked="" type="checkbox"/>
Rec. Cutting Depth	
3-13mm	<input checked="" type="checkbox"/>
>13mm	<input checked="" type="checkbox"/>
Wood	★
Veneer	★
MDF	★
Plastic	★
Acrylic	★
Ceramic	★
Fibreglass	★
Formica	★
Plaster	★
Cutting Performance	
Excellent	★
Good	★




Cat. No.	Item Number	Diameter		Appropriate Arbors
		mm	Inch	
MPH0034	BF1505	19mm	3/4"	Extended Length HSS Drill A1E A4E A1-1E (SDS-plus) A3 & A3-3 (Ulti-Mate) A6 & A6-2 (Kwik-Change)
MPH2532	BF1510	20mm	25/32"	
MPH0078	BF1515	22mm	7/8"	
MPH0100	BF1520	25mm	1"	
MPH0116	BF1525	27mm	1.1/16"	Carbide Tipped Arbors XA1 XA4
MPH0118	BF1530	29mm	1.1/8"	
MPH0136	BF1535	30mm	1.3/16"	
MPH0114	BF1540	32mm	1.1/4"	
MPH0138	BF1545	35mm	1.3/8"	Extended Length HSS Drill A2E Quick-Hitch A10E Quick-Hitch A17-38E Locking Arbor A2-1E (SDS plus) Carbide Tipped Arbors XA2 XA10 XA17-38 Locking Arbor XA2-1 (SDS plus) Ulti-Mate Arbor System A3 & A3-4 for up to 102mm / 4". A3 & A3-5 for 102mm / 4" and above. Kwik-Change A6 & A6-3 for up to 152mm / 6".
MPH0112	BF1550	38mm	1.1/2"	
MPH0196	BF1555	40mm	1.9/16"	
MPH0158	BF1560	41mm	1.5/8"	
MPH0134	BF1565	44mm	1.3/4"	
MPH0178	BF1570	48mm	1.7/8"	
MPH0200	BF1575	51mm	2"	
MPH0218	BF1580	54mm	2.1/8"	
MPH0214	BF1585	57mm	2.1/4"	
MPH0238	BF1590	60mm	2.3/8"	
MPH0212	BF1595	64mm	2.1/2"	
MPH0296	BF1600	65mm	2.9/16"	
MPH0258	BF1605	67mm	2.5/8"	
MPH68MM	BF1607	68mm	2.11/16"	
MPH0234	BF1610	70mm	2.3/4"	
MPH0278	BF1615	73mm	2.7/8"	
MPH0300	BF1620	76mm	3"	
MPH0318	BF1625	79mm	3.1/8"	
MPH0314	BF1630	83mm	3.1/4"	
MPH0338	BF1635	86mm	3.3/8"	
MPH0312	BF1640	89mm	3.1/2"	
MPH0358	BF1645	92mm	3.5/8"	
MPH0334	BF1650	95mm	3.3/4"	
MPH0378	BF1655	98mm	3.7/8"	
MPH0400	BF1660	102mm	4"	
MPH0418	BF1665	105mm	4.1/8"	
MPH0414	BF1670	108mm	4.1/4"	
MPH0456	BF1675	109mm	4.5/16"	
MPH0438	BF1680	111mm	4.3/8"	
MPH0412	BF1685	114mm	4.1/2"	
MPH0458	BF1690	118mm	4.5/8"	
MPH0434	BF1695	121mm	4.3/4"	
MPH0500	BF1700	127mm	5"	
MPH0512	BF1705	140mm	5.1/2"	
MPH0600	BF1710	152mm	6"	
MPH0614	BF1715	159mm	6.1/4"	

Description	Cat No	Item Number	Hole Saw Sizes	Arbors and Accessories
# General Purpose Kit	KMP09021	BF1970	19mm, 22mm, 29mm, 35mm, 44mm, 51mm, 57mm, 64mm & 68mm	A1E & A17-38E
General Purpose Kit	KMP11021	BF1973	19mm, 22mm, 29mm, 35mm, 38mm, 44mm, 51mm, 57mm, 64mm, 68mm & 76mm	A1E, A17-38E, XA014C
# Downlight Hole Saw Kit	KMP12011	BF1976	35mm, 40mm, 44mm, 51mm, 60mm, 65mm, 70mm, 73mm, 76mm, 83mm, 86mm, & 92mm	XA17-38 (fitted with a carbide tipped pilot drill)

= MTO - Made to order, may be subject to longer lead times.

CARBIDE SM STAINLESS STEEL [SHEET METAL]

Tungsten Carbide Tipped Stainless Steel (Sheet Metal – SM) Hole Saws are ideal for cutting high alloy and stainless steels, non-ferrous light metals and reinforced fabrics at much faster speeds than is possible with a bi-metal hole saw. Its tough tungsten carbide tipped teeth have a positive cutting angle which provides fast and efficient removal of chips and swarf. It is recommended for cutting sheet metal up to 3mm (1/8") thick.



FEATURES





- Split-point drill for faster penetration and self-centring helping keep the drill on target and prevent wandering
- Ideal for production cutting, and particularly suitable for use in drills with limited speed control
- Tungsten carbide tipped teeth provide superb product life and cutting performance
- Replacement pilot drills are available
- Solid one-piece construction, with complete assembly including arbor and pilot drill
- Fitted with ejector spring for easy core removal
- Progressive carbide tooth grind offers faster cuts with minimal snagging, better swarf removal, minimising heat build up and prolonging the saw's life.
- New shallow gullet design increases tooth strength
- Safety stop at the base of the hole saw prevents drilling beyond the maximum cutting depth of 13mm (1/2")
- Recommended cutting depth 3mm (1/8")

Description	Cat. No.	Item Number	Hole Saw Sizes
Professional Heavy Duty Kit	KSM07001	BF3090	16mm, 20mm, 22mm, 25mm, 32mm, 40mm & 50mm

Cat. No.	Item Number	Diameter	
		mm	Inch
SM15	BF2015	15mm	19/32"
SM16	BF2016	16mm	5/8"
SM17	BF2017	17mm	11/16"
SM18	BF2018	18mm	23/32"
SM19	BF2019	19mm	3/4"
SM20	BF2020	20mm	25/32"
SM21	BF2021	21mm	13/16"
SM22	BF2022	22mm	7/8"
SM23	BF2023	23mm	29/32"
SM24	BF2024	24mm	15/16"
SM25	BF2025	25mm	1"
SM26	BF2026	26mm	1.1/32"
SM27	BF2027	27mm	1.1/16"
SM28	BF2028	28mm	1.3/32"
SM29	BF2029	29mm	1.1/8"
SM30	BF2030	30mm	1.3/16"
SM31	BF2031	31mm	1.7/32"
SM32	BF2032	32mm	1.1/4"
SM33	BF2033	33mm	1.5/16"
SM34	BF2034	34mm	1.11/32"
SM35	BF2035	35mm	1.3/8"
SM36	BF2036	36mm	1.13/32"
SM37	BF2037	37mm	1.7/16"
SM38	BF2038	38mm	1.1/2"
SM39	BF2039	39mm	1.17/32"
SM40	BF2040	40mm	1.9/16"
SM45	BF2045	45mm	1.25/32"
SM50	BF2050	50mm	1.31/32"
SM51	BF2051	51mm	2
SM55	BF2055	55mm	2.5/32"
SM60	BF2060	60mm	2.3/8"
SM65	BF2065	65mm	2.9/16"
SM70	BF2070	70mm	2.3/4"
SM75	BF2075	75mm	2.15/16"
SM80	BF2080	80mm	3.5/32"
SM85	BF2085	85mm	3.11/32"
SM90	BF2090	90mm	3.17/32"
SM95	BF2095	95mm	3.3/4"
SM100	BF2100	100mm	3.15/16"


Cat No.	Item Number	Description
SMD6	BF21005	Replacement Pilot Drill

= MTO - Made to order, may be subject to longer lead times.

Hole Saw Depth	16mm 5/8"
Rec. Cutting Depth	≤ 5mm <input checked="" type="checkbox"/>
• Metal	 ★
• Inox (Stainless)	 ★
• Non Ferrous Materials	 ★
Fibreglass	 ★
Cutting Performance	
Excellent	★
Good	☆

CARBIDE CTD

CARBIDE TIPPED DEEP CUT



Cat. No.	Item Number	Diameter	
		mm	Inch
CTD15	BF56115	15	19/32"
CTD16	BF56116	16	5/8"
CTD17	BF56117	17	11/16"
CTD18	BF56118	18	22/32"
CTD19	BF56119	19	3/4"
CTD20	BF56120	20	25/32"
CTD21	BF56121	21	13/16"
CTD22	BF56122	22	7/8"
CTD23	BF56123	23	29/32"
CTD24	BF56124	24	15/16"
CTD25	BF56125	25	1"
CTD26	BF56126	26	1.1/32"
CTD27	BF56127	27	1.1/16"
CTD28	BF56128	28	1.3/32"
CTD29	BF56129	29	1.1/8"
CTD30	BF56130	30	1.3/16"
CTD32	BF56132	32	1.1/4"
CTD33	BF56133	33	1.5/16"
CTD34	BF56134	34	1.11/32"
CTD35	BF56135	35	1.3/8"
CTD36	BF56136	36	1.13/32"
CTD38	BF56138	38	1.1/2"
CTD39	BF56139	39	1.17/32"
CTD40	BF56140	40	1.9/16"
CTD45	BF56145	45	1.25/32"
CTD50	BF56150	50	1.31/32"
CTD51	BF56151	51	2"
CTD55	BF56155	55	2.5/32"
CTD60	BF56160	60	2.3/8"
CTD64	BF56164	64	2.1/2"
CTD65	BF56165	65	2.9/16"
CTD70	BF56170	70	2.3/4"
CTD75	BF56175	75	2.15/16"
CTD80	BF56180	80	2.5/32"
CTD85	BF56185	85	3.11/32"
CTD90	BF56190	90	3.17/32"
CTD95	BF56195	95	3.3/4"
CTD100	BF56200	100	3.15/16"

Cat No.	Item Number	Description
A014F	BF56300	Replacement Pilot Drill

Kit Cat. No.	Item Number	No. of Saws	Hole Saw Diameters
KCT08001	BF56350	8	16mm 20mm 22mm 25mm 32mm 40mm 51mm 64mm
KCT07001	BF56355	7	16mm 20mm 22mm 25mm 32mm 40mm 50mm

The Carbide Tipped Deep Cut (CTD) Hole Saw is the perfect solution for repeated intensive drilling in mild and stainless steel, cast iron, aluminium and copper of all thicknesses up to and including 25mm (1"). The Starrett CTD hole saws feature three different angles ground onto the cutting face of each tooth on the saw. This 3-ply tooth grind delivers a fast cut, minimal snag when the saw begins the cut, efficient swarf removal minimising heat build-up and maximum saw life.

Hole Saw Depth	25mm 1"
Rec. Cutting Depth	
<3mm	✓
3-13mm	✓
>13mm	✓
Metal Inox (Stainless) Non Ferrous Materials	★
Cast iron	★
Fibreglass	★
Cutting Performance	
Excellent	★
Good	★

FEATURES

- 3-ply tooth grind on each tooth delivers maximum performance and makes the saw much more robust than 2-ply equivalents
- Tungsten carbide tipped teeth for excellent heat and wear resistance
- Solid one-piece construction, with no need for assembly
- Can be used with fixed or portable drills, mains power or cordless
- Supplied with an ejector spring to aid ejection of the core from the saw
- Replacement pilot drills and ejector springs are available
- 25mm (1") hole saw depth

= MTO - Made to order - may be subject to longer lead times.

DIAMOND D






Cat. No.	Item Number	Diameter		Appropriate Arbors
		mm	Inch	
D0096	AY612	14mm	9/16"	Carbide Tipped Arbors XA1 XA4 XA1-1 (SDS plus)
D0058	AY615	16mm	5/8"	
D1016	AY618	17mm	11/16"	
D0034	AY621	19mm	3/4"	
D2532	AY624	20mm	25/32"	
D1036	AY627	21mm	13/16"	
D0078	AY630	22mm	7/8"	
D1056	AY633	24mm	15/16"	
D0100	AY636	25mm	1"	
D0116	AY639	27mm	1.1/16"	
D0118	AY642	29mm	1.1/8"	Kwik-Change with Carbide Tipped Pilot Drill XA015C A6 & A6-2
D0136	AY645	30mm	1.3/16"	
D0114	AY648	32mm	1.1/4"	
D0156	AY651	33mm	1.5/16"	
D0138	AY654	35mm	1.3/8"	
D0176	AY657	37mm	1.7/16"	
D0112	AY660	38mm	1.1/2"	
D0196	AY663	40mm	1.9/16"	
D0158	AY666	41mm	1.5/8"	
D1116	AY669	43mm	1.11/16"	
D0134	AY672	44mm	1.3/4"	Carbide Tipped Arbors XA2 XA10 XA17-38 Locking Arbor XA2-1 (SDS plus)
D1136	AY675	46mm	1.13/16"	
D0178	AY678	48mm	1.7/8"	
D0200	AY681	51mm	2"	
D0216	AY684	52mm	2.1/16"	
D0218	AY687	54mm	2.1/8"	
D56MM	AY690	56mm	2.3/16"	
D0214	AY693	57mm	2.1/4"	
D0256	AY696	59mm	2.5/16"	
D0238	AY699	60mm	2.3/8"	
D0212	AY702	64mm	2.1/2"	Kwik-Change with Carbide Tipped Pilot Drill XA015C A6 & A6-3 for up to 152mm / 6"
D0296	AY705	65mm	2.9/16"	
D0258	AY708	67mm	2.5/8"	
D68MM	AY711	68mm	2.11/16"	
D0234	AY717	70mm	2.3/4"	
D0278	AY720	73mm	2.7/8"	
D0300	AY723	76mm	3"	
D0318	AY726	79mm	3.1/8"	
D0314	AY729	83mm	3.1/4"	
D0338	AY732	86mm	3.3/8"	
D0312	AY735	89mm	3.1/2"	
D0358	AY738	92mm	3.5/8"	
D0334	AY741	95mm	3.3/4"	
D0378	AY744	98mm	3.7/8"	
D0400	AY747	102mm	4"	
D0418	AY750	105mm	4.1/8"	
D0414	AY753	108mm	4.1/4"	
D0438	AY756	111mm	4.3/8"	
D0412	AY759	114mm	4.1/2"	
D0434	AY762	121mm	4.3/4"	
D0500	AY765	127mm	5"	
D0512	AY768	140mm	5.1/2"	
D0600	AY771	152mm	6"	

DIAMOND GRIT HOLE SAWS

High performance Diamond Grit Hole Saws are perfect for drilling holes in non-metallics and offer the ideal cutting solution for the toughest situations. Featuring a synthetic diamond grit cutting edge permanently bonded to a tough steel body, this provides the necessary clearance for cutting at high speeds.

FEATURES

- Rapid cutting solution for non-metallics
- Smooth surface finish, ideal when cutting glass and ceramics
- Supported by a comprehensive range of arbors with carbide tipped pilot drills
- The ultimate hole saw for hard-to-cut materials
- Small diameter hole saws are perfect for kitchen and bathroom installations
- Cutting depth 38mm (1.1/2")
- Coolant should always be used with these saws

Hole Saw Depth	41mm (1.5/8")	
Tile Drill Depth	20mm (25/32")	
Rec. Cutting Depth	<3mm	✓
	3-13mm	✓
	>13mm	✓
Ceramic		★
Porcelain / Glass / Stone		★
Marble / Granite		★
Fibreglass		★
Brick and Masonry		★
Cutting Performance		
Excellent		★
Good		☆

Note: Diamond Tile Drills and Hole Saws should always be cooled with water.



DIAMOND GRIT TILE DRILLS



- Small diameter hole saw, perfect for kitchen and bathroom installations
- Smooth surface finish, ideal when cutting non-hardened glass and porcelain
- Drive arbor and drill not required, as the tile drill is held directly in the power tool chuck
- Maximum cutting depth of 25mm (1")
- Core slot provides cooler cutting and allows for removal of debris produced during drilling

Cat. No.	Item Number	Diameter	
		mm	Inch
D0005	AY606	5mm	3/16"
D0006	AY607	6mm	15/64"
D0065	AY608	6.5mm	1/4"
D0008	AY609	8mm	5/16"
D0010	AY610	10mm	3/8"
D0012	AY611	12mm	1/2"

DRILL GUIDE & WATER BOTTLE

Cat. No.	Item Number	#
WCD01	AY7851	
Cat. No.	Item Number	Size Range
DTDG01	AY7850	5mm - 12mm




= MTO - Made to order, may be subject to longer lead times.

DIAMOND BMC

DIAMOND DRI-CORE DRILLS

Diamond Brick and Masonry Dri-Core Drills are designed for intensive dry cutting on brickwork and blockwork. They are particularly suitable for plumbers, electricians and other installation engineers and an invaluable tool in the construction of flues, air vents and plumbing or electrical channels.



22mm & 28mm Drill Depth		300mm
38mm to 152mm Drill Depth		150mm
Rec. Cutting Depth	>13mm	<input checked="" type="checkbox"/>
Brick and Masonry		★
Cutting Performance		
Excellent		★
Good		☆

FEATURES

- Faster rate of cut than TCT alternatives with less pressure required.
- 300mm saw length on 22 and 28mm diameter saws. 150mm saw length on all other diameters.
- **Note:** not for use on reinforced concrete.



Cat. No.	Item Number	Size	
		mm	Inch
BMC22	BF3110	22mm	7/8"
BMC28	BF3115	28mm	1.3/32"
BMC38	BF3120	38mm	1.1/2"
BMC42	BF3125	42mm	1.21/32"
BMC48	BF3130	48mm	1.7/8"
BMC52	BF3135	52mm	2.1/16"
BMC65	BF3140	65mm	2.9/16"
BMC78	BF3145	78mm	3.1/16"
BMC102	BF3150	102mm	4"
BMC107	BF3155	107mm	4.7/32"
BMC117	BF3160	117mm	4.19/32"
BMC127	BF3165	127mm	5"
BMC152	BF3170	152mm	6"

Description	Cat No	Item Number	Core Drill Sizes	Arbors	Accessories
Diamond Dri-Core Drill Kit	BMKIT1	BF3265	38mm, 52mm, 65mm, 117mm & 127mm	BMA1, BMA2, BMA1240 & BMA2240	BMA3200 Pilot Drill & BMA5 Drift Key



Arbors & Accessories	Cat. No.	Item Number
SDS Adapter	BMA2	BF3205
Hex Adapter	BMA1	BF3200
240mm SDS Adapter	BMA2240	BF3220
240mm Hex Adapter	BMA1240	BF3210
Pilot Drill - 13 x 200mm	BMA3200	BF3225
Pilot Drill - 10 x 350mm	BMA3350	BF3230
150 mm Extension	BMA4150	BF3232
250mm Extension	BMA4250	BF3235
Drift Key	BMA5	BF3240

= MTO - Made to order, may be subject to longer lead times.

KWIK-CHANGE ARBOR SYSTEM

FAST, TOOL FREE CHANGES BETWEEN DIFFERENT SIZES AND TYPES OF HOLE SAW, PLUS A SIMPLE METHOD OF CORE EJECTION AND HOLE ENLARGEMENT.

The new Kwik-Change Arbor system from Starrett offers fast, tool free changes between different sizes and types of hole saws, plus a simple method of core ejection and hole enlargement. Suitable for the standard Starrett hole saw range up to 152mm / 6" diameter, Kwik-Change will be an invaluable addition for any regular hole saw user.



A6



A6-1



A6-2



A6-3



A015C



XA015C

Kwik-Change Arbor and Hole Saw System

Cat No	Item Number	Description
A6	BF3700	Kwik-Change Chuck - Hex Shank
A6-1	BF3705	Kwik-Change Chuck - SDS Shank
A6-2	BF3710	Kwik-Change Collar for 14-30mm hole saws
A6-3	BF3715	Kwik-Change Arbor for 32-152mm hole saws
A015C	BF3620	Kwik-Change High Speed Steel Pilot Drill
XA015C	BF3625	Kwik-Change Carbide Tipped Pilot Drill

**KWIK-CHANGE
BETWEEN HOLE
SAWS**

**KWIK-CHANGE
PILOT DRILL**

**CORE EJECTION
& HOLE
ENLARGEMENT**

= MTO - Made to order, may be subject to longer lead times.

Kwik-Change Kits | Hex Shank Chuck

Cat No	Item Number	Description	Kit Contents
A6-4	BF3735	Kwik-Change Arbor Kit with High Speed Steel Drill	Kwik-Change Chuck, one A6-2 Arbor, one A6-3 Arbor, one A015C Pilot Drill
A6-5	BF3740	Kwik-Change Arbor Kit with Carbide Tipped Drill	Kwik-Change Chuck, one A6-2 Arbor, one A6-3 Arbor, one XA015C Pilot Drill

Kwik-Change Kits | SDS Shank Chuck

Cat No	Item Number	Description	Kit Contents
A6-6	BF3745	Kwik-Change Arbor Kit with High Speed Steel Drill	Kwik-Change Chuck, one A6-2 Arbor, one A6-3 Arbor, one A015C Pilot Drill
A6-7	BF3750	Kwik-Change Arbor Kit with Carbide Tipped Drill	Kwik-Change Chuck, one A6-2 Arbor, one A6-3 Arbor, one XA015C Pilot Drill

= MTO - Made to order, may be subject to longer lead times.

Starrett® KWI-K-CHANGE | ARBOR


- Attach the arbors to all regularly used hole saws.
- Change between different sizes of saw at the push of a button!



Push the button on the arbor and pull the hole saw down the pilot drill. To use a new hole saw, push the button on the arbor and slide the hole saw forward to remove it.

Starrett® KWI-K-CHANGE | PILOT DRILL

- Pull back the chrome collar on the chuck to change the pilot drill.
- No tools required!
- Caution: Pilot drills may be hot after use.



Pull back the collar on the chuck to remove the pilot drill, to insert a new drill pull back the collar on the chuck and insert the new drill.

Starrett® KWI-K-CHANGE | HOLE ENLARGEMENT

- Attach arbors to hole saws of the same size as the existing hole and the same size as the required hole.
- Attach the larger diameter hole saw to the Kwik-Change chuck.
- Attach the smaller diameter hole saw to the drill and slide it down inside the larger diameter saw.
- Drill the hole. **This system is recommended for overhead or vertical surfaces only.**

Attach the larger hole saw to the chuck, slide the smaller of the two hole saws inside the larger hole saw and use it as a pilot for the new, larger hole.



Starrett® KWI-K-CHANGE | CORE EJECTION

- If the core is stuck in the hole saw after drilling a hole, press the arbor button and slide the hole saw and attached arbor off the drill.
- The pilot drill can then be used to push the core out of the saw using the side flutes or the holes in the base of the saw.
- Caution: Cores may be hot and sharp.



ARBORS AND ACCESSORIES



FOR USE WITH HOLE SAW TYPES		BI-METAL FAST CUT FCH CARBIDE TIPPED CT		BI-METAL DEEP CUT DCH TCT MULTI PURPOSE MPH		DIAMOND GRIT D CARBIDE TIPPED CT TCT MULTI PURPOSE MPH	
PILOT DRILL TYPE		STANDARD HSS PILOT DRILL		EXTENDED LENGTH HSS PILOT DRILL		CARBIDE TIPPED PILOT DRILL	
FITS HOLE SAW DIAMETERS MM (INCH)	ARBOR SHANK SIZES MM (INCH)	ARBOR CATALOGUE NUMBER	ITEM NUMBER	ARBOR CATALOGUE NUMBER	ITEM NUMBER	ARBOR CATALOGUE NUMBER	ITEM NUMBER
14 - 30mm (9/16" - 1.3/16")	8.75mm (11/32") Hex (excluding SDS-Plus Arbors)	A1	AY1385	A1E	AY1391	XA1	AY5675
		A1-1	AY154	A1-1E	AY1541	XA1-1	AY585
	6.5mm (1/4") Hex	A4	AY1451	A4E	AY1453	XA4C	AY5731
32 - 210mm (1.1/4" - 8.9/32")	11mm (7/16") Hex (excluding SDS-Plus Arbors)	A2 (Quick-Hitch)	AY141	A2E (Quick-Hitch)	AY1411	XA2 (Quick-Hitch)	AY569
		A2-1 (Quick-Hitch)	AY155	A2-1E (Quick-Hitch)	AY1551	XA2-1 (Quick-Hitch)	AY586
	8.75mm (11/32") Hex	A10 (Quick-Hitch)	AY1485	A10E (Quick-Hitch)	AY1491	XA10 (Quick-Hitch)	AY5775
		A17-38 Locking Arbor	AY2274	A17-38E Locking Arbor	AY2272	XA17-38 Locking Arbor	AY2278

QUICK-HITCH ARBORS

WITH HSS, HSS EXTENDED LENGTH OR CARBIDE TIPPED PILOT DRILLS

Two locating pins insert into the hole saw cap and prevent the hole saw overtightening on the screw thread. This allows easy and instant hole saw changes without tools and without removing the arbor from the chuck.



SDS-PLUS ARBOR SHANKS

WITH HSS, HSS EXTENDED LENGTH OR CARBIDE TIPPED PILOT DRILLS

The SDS-Plus shank allows the arbors to be used in SDS-plus rotary hammer drills with the hammer action turned off.

LOCKING ARBORS

WITH HSS, HSS EXTENDED LENGTH OR CARBIDE TIPPED PILOT DRILLS

For use with hole saws diameters 32mm - 210mm (1.1/4" - 8.9/32"), the arbor locks tightly on the saw eliminating vibration and is invaluable on exceptionally tough jobs and production runs.

ARBOR PILOT DRILL



HIGH SPEED STEEL PILOT DRILLS

Cat. No.	Item Number	Fits Starrett Arbor Nos.	For Use with Saw Types
A014C	AY209	All Arbors - Except A3	For All FCH Saws
A014CE	AY2091	Extended Length Pilot Drill Fits All Starrett Arbors except A3 Ulti Mate	For DCH and MPH Hole Saws
SMD6	BF21005	-	Replacement drill for SM series hole saws
A014F	BF56300	-	Replacement drill for CTD series hole saws
A015C	BF3620	Fits Starrett A6 Kwik-Change Arbor System	For all FCH, DCH, CT and MPH hole saws

= MTO - Made to order, may be subject to longer lead times.

CARBIDE TIPPED PILOT DRILLS

Cat. No.	Item Number	Fits Starrett Arbor Nos.	For Use with Saw Types
XA014C	AY601	All Arbors	For all CT, MPH and D Series Saws
# XA015C	BF3625	Fits Starrett A6 Kwik-Change Arbor System	For all CT, MPH and D Series Saws

= MTO - Made to order, may be subject to longer lead times.

ARBOR EXTENSIONS



300mm (12") extension bar.

Cat. No.	Item Number	For use with...	Fits Chuck Size
A5	AY219	A2, A2E, XA2 Arbors	13mm - 1/2"
A15	AY221	A1, A1E, XA1, A10, A10E, XA10, A17-38, A17-38E, XA17-38 Arbors	9.5mm - 3/8"

ARBOR ADAPTOR

Allows use of hole saws up to 152mm (6").



Cat. No.	Item Number	Description
KA12	AY255	Adaptor screws on to arbors with a 1/2"-20 screw thread and allows use of hole saws up to 152mm (6")

DUAL HEX ARBOR ADAPTOR



The Starrett Dual Hex Adaptor allows fast, tool free changes between our arbors with a 6.5mm (1/4") or 8.75mm (11/32") Hex Shank, without adjustment of the drill chuck.

- Robust steel construction with hardened centre shaft and nose collar for maximum product life.
- 9.5mm (3/8") Shank fits with other branded arbors.

Cat. No.	Item Number	For Use with
A18	AY284	A1, A1E, XA1, A4, A4E, XA4, A10, A10E, XA10, A17-38, A17-38E, XA17-38 & Cordless Smooth Cut (CSC) Hole Saws.

HOLE ENLARGEMENT ARBOR

Replacing the pilot drill on your arbor, the KA19 allows diameters to be enlarged by attaching a saw of the same size to that of the existing hole. This saw then acts as the pilot for the larger diameter saw that is attached to the arbor.



KA19



Please note: Hole Saws and Arbor are supplied separately.

Cat. No.	Item Number	Minimum Hole Enlargement
KA19	AY228	4.7mm (3/16") between pilot hole saw and cutting saw diameter.




DEBRIS COLLECTOR

NO CLEAN UP - NO DRILL DAMAGE - NO DEBRIS SPREAD

FEATURES:

- Bowl flexes with minimal pressure as the hole is sawn.
- Huge potential time saving - there is no need to mask at risk areas prior to sawing or clean up after sawing.
- Keeps dust and other debris out of the motor of the drill.
- Suitable for hole saws up to and including 121mm (4 3/4").
- **STAGE ONE** | Pass the shank of the arbor through the hole at the bottom of the DB2 and attach to the drill in the normal way. Always ensure that the Debris Collector spins freely prior to use.
- **STAGE TWO** | Site the saw for cutting the hole. The Debris Collector can be pulled down to provide a better view of the work area.
- **STAGE THREE** | Drill the hole.
- **STAGE FOUR** | All the dirt and debris from the cut hole is collected inside the Debris Collector.

Cat No	Item Number	Description
DB2	AY2835	Debris Collector



HOLE SAW CORE EJECTORS

A SIMPLE, BUT HIGHLY EFFECTIVE METHOD OF EJECTING THE CORE FROM A HOLE SAW AFTER COMPLETION OF THE CUT

- Select the appropriate size of ejector for the hole saw.
- Where it is necessary to assemble the two parts of the core ejector, twist the spring on to the ejector plate until it locks in place.
- Twist the spring on the assembled core ejector over the pilot drill until the pilot drill is protruding from the plate.
- Drill the hole.
- Please note that using the core ejector will reduce the cutting depth of the saw. The table below lists the recommended optimum maximum material thickness for each type of hole saw. The core ejector will function at greater material thicknesses than those listed, however its effectiveness will diminish.



- Assembled core ejector attached to a hole saw.
- After the hole has been drilled, the core can clearly be seen at the end of the pilot drill.

Cat No	Item Number	Description
KA8-1	AY28501	Core Ejector suitable for 20 - 24mm hole saws
KA8-2	AY28502	Core Ejector suitable for 25 - 38mm hole saws
KA8-3	AY28503	Core Ejector suitable for 40 - 60mm hole saws
KA8-4	AY28504	Core Ejector suitable for 64 - 86mm hole saws
KA8-5	AY28505	Core Ejector suitable for 89 - 127mm hole saws #
KA8-6	AY28506	Core Ejector suitable for 133 - 210mm hole saws #

Core Ejector Cutting Recommendations	
Hole Saw Product Code	Recommended Maximum Material Thickness
FCH, DCH, CT	7mm
D and MPH	5mm

= MTO - Made to order, may be subject to longer lead times.



PLEASE NOTE

In some applications it is possible that the core may be ejected from the saw at high speed. Please always wear safety glasses and gloves and take extra care if drilling vertically.



HOLE SAW CUTTING SPEED RECOMMENDATIONS (RPM)

BI-METAL

Bi-Metal Fast Cut (FCH) & Deep Cut (DCH) Hole Saws

Saw Diameter		Mild Steel	Stainless & Tool Steel	Cast Iron	Brass, Copper & Aluminium	Wood & Plastic
mm	inch					
14 - 25	9/16 - 1	580 - 350	300 - 175	400 - 235	790 - 470	800 - 500
27 - 51	1.1/16 - 2	325 - 170	160 - 85	215 - 115	435 - 230	500 - 200
52 - 76	2.1/16 - 3	165 - 115	80 - 55	110 - 75	220 - 150	200 - 150
79 - 102	3.1/8 - 4	110 - 85	55 - 40	70 - 55	140 - 110	150 - 100
105 - 127	4.1/8 - 5	80 - 65	40 - 30	55 - 25	110 - 85	100 - 85
133 - 152	5.1/4 - 6	55	25	55 - 25	75	75
160 - 210	6.5/16 - 8.9/32	40	20	55 - 25	60	60

Bi-Metal Cordless Smooth Cut Hole Saws (CSC)

Saw Diameter		Mild Steel	Stainless & Tool Steel	Wood, Plastic & Aluminium
mm	inch			
16 - 20	5/8 - 25/32	500	230	700
22 - 29	7/8 - 1.1/8	400	185	550
30 - 38	1.3/16 - 1.1/2	330	150	450

TUNGSTEN CARBIDE TIPPED

Carbide Tipped Hole Saws (CT)

Saw Diameter		Cast Iron	Wood & Plastic	Fibreglass	Aluminium	Suspended Floor
mm	Inch					
16 - 25	3/4 - 1	420 - 320	3200 - 2800	800 - 500	1650 - 1400	500 - 400
29 - 51	1.1/8 - 2	300 - 160	2400 - 1300	450 - 200	1200 - 600	350 - 190
54 - 79	2.1/8 - 3.1/8	150 - 100	1200 - 850	190 - 150	580 - 400	180 - 120
83 - 102	3.1/4 - 4	90 - 80	800 - 650	140 - 100	380 - 300	110 - 95
105 - 127	4.1/8 - 5	75 - 60	620 - 480	100 - 85	300 - 200	90 - 80
140 - 152	5.1/2 - 6	50 - 40	420 - 350	80 - 75	180 - 120	70 - 60

TCT Multi Purpose Hole Saws (MPH)

Saw Diameter		All Materials
mm	Inch	
19 - 27	3/4 - 11/16	1700 - 1300
29 - 51	1.1/8 - 2	1100 - 650
54 - 76	2.1/8 - 3	600 - 425
79-102	3.1/8 - 4	400 - 325
111 - 159	4.3/8 - 6.1/4	300 - 210

Carbide Tipped Deep Cut Hole Saws (CTD)

Saw Diameter		Mild Steel	Stainless & Steel	Aluminium
mm	Inch			
15 - 21	19/32 - 13/16	700 - 1000	300 - 700	1000 - 1400
22 - 30	7/8 - 1.3/16	500 - 800	200 - 450	800 - 1100
32 - 40	1.1/4 - 1.9/16	300 - 600	175 - 315	600 - 850
45 - 50	1.25/32 - 1.31/32	200 - 500	120 - 225	500 - 750
51 - 60	2 - 2.38	200 - 400	95 - 195	400 - 550
64 - 75	2.1/2 - 2.15/16	150 - 300	80 - 150	300 - 450
80 - 100	2.5/32 - 3.15/16	100 - 200	60 - 120	200 - 300

TCT Stainless Steel Hole Saws (SM)

Saw Diameter		Mild Steel	Stainless & Steel	Cast Iron	Fibreglass
mm	inch				
15 - 25	19/32 - 1	800 - 640	460 - 370	420 - 320	800 - 500
26 - 39	1.1/32 - 1.17/32	590 - 460	320 - 270	300 - 160	450 - 200
40 - 55	1.9/16 - 2.5/32	400 - 320	220 - 170	300 - 160	450 - 200
60 - 85	2.3/8 - 3.23/64	265 - 200	140 - 105	150 - 100	190 - 150
90 - 100	3.9/16 - 4.23/32	175 - 130	90 - 65	90 - 80	140 - 100

DIAMOND GRIT

Diamond Grit Hole Saws (D)

Saw Diameter		Minimum Speed	Maximum Speed
mm	Inch		
14 - 25	9/16 - 1	500	1000
27 - 51	1.1/16 - 2	250	500
52 - 83	2.1/16 - 3.1/4	150	300
86 - 152	3.3/8 - 6	100	200

Diamond Grit Brick and Masonry Dri-Core Drills (BMC)

Saw Diameter		Minimum Speed	Maximum Speed
mm	Inch		
22 - 52	9/16 - 1	250	500
65 - 78	2.9/16 - 3.1/16	150	300
102 - 152	4 - 6	100	200



HACKSAWS

BI-METAL UNIQUE™ HAND HACKSAW BLADES

SAFE-FLEX™ HIGH SPEED STEEL BLADES

A patented solid state diffusion process produces the industry's most advanced bi-metal hacksaw blade.



FEATURES

- Massive increase in tooth strength and reduction in tooth breakage and fracture when compared against traditional bi-metal blades.
- Excellent for interrupted cuts in cramped places or where the blade is subject to bending or twisting stresses.

Dimensions Length x Width x Thickness	TPI (25mm)
300mm x 13mm x 0.65mm 12" x 1/2" x .025"	18
	24
	32

2 Blades on card

Cat. No.	Item Number
KBS1218-2	AV823
KBS1224-2	AV827
KBS1232-2	AV8325

10 Blade Tube Pack

Cat. No.	Item Number
KBS1218-10	AV8235
KBS1224-10	AV8315
KBS1232-10	AV8326

50 Blade Visual Pack

Cat. No.	Item Number
KBS1218-50	AV82352
KBS1224-50	AV8317
KBS1232-50	AV83262

50 Blade Tube Pack

Cat. No.	Item Number
BS1218	AV765
BS1224	AV767
BS1232	AV769

100 Blade Visual Pack

Cat. No.	Item Number
KBS1218-100 #	AV823535
KBS1224-100	AV8320
KBS1232-100	AV83265

REDSTRIPE® HAND HACKSAW BLADES

SOLID HIGH SPEED STEEL BLADES



FEATURES

- Ideal when the blade is not subject to bending and twisting stresses.
- Uniformly hardened blade holds the edge when cutting hard-to-machine alloys, maintaining the straightness of the cut.

Dimensions Length x Width x Thickness	TPI (25mm)
300mm x 13mm x 0.65mm 12" x 1/2" x .025"	18
	24
	32

2 Blades on card

Cat. No.	Item Number
KRS1218-2 #	AV822
KRS1224-2 #	AV826
KRS1232-2 #	AV8322

10 Blade Tube Pack

Cat. No.	Item Number
KRS1218-10 #	AV8225
KRS1232-10 #	AV8323

50 Blade Tube Pack

Cat. No.	Item Number
RS1218	AV685
RS1224	AV687
RS1232	AV689

50 Blade Visual Pack

Cat. No.	Item Number
KRS1218-50 #	AV82272
KRS1224-50 #	AV8307

= MTO - Made to order, may be subject to longer lead times.

GREY-FLEX® HAND HACKSAW BLADES

HIGH CARBON STEEL BLADES

These all-purpose blades are an economical alternative when cutting mild steel, copper, brass, aluminium and other similar materials. The blades feature an all carbon construction with a hardened cutting edge and flexible back.



50 Blade Tube Pack

Cat. No.	Item Number	Dimensions Length x Width x Thickness	TPI (25mm)
GF1218	AV805		18
GF1224	AV807	300mm x 13mm x 0.65mm 12" x 1/2" x .025"	24
GF1232	AV809		32

Starrett® bi-metal unique™ saw technology

Totally different from other methods of producing bi-metal saw blades, Starrett Unique™ Technology joins two strips of high speed steel wire to a backing steel in a solid phase, using the principle of solid state diffusion bonding.

ADVANTAGES

- **Massive increase in resistance to tooth breakage and fracture.** Unique™ Blades feature **170% more weld contact area** than standard bi-metal blades as a result of the solid state diffusion bonding process. **This ensures exceptionally strong teeth.**
- **SMOOTHER, FASTER CUTS** - Multi Edge Performance and the Split Chip Advantage generate thinner chips which are more quickly and easily removed from the saw cut. In tests, Unique™ blades proved to be an average of **35% faster than directly competing products.**
- **LONGER BLADE LIFE** - The exceptionally strong teeth, Multi Edge Performance and Split Chip Advantage ensure that Unique™ blades last an average of **35% longer than competing blades.**
- **LOWER COST PER CUT** - The increase in resistance to tooth breakage and fracture, smoother, faster cuts and longer blade life all combine to guarantee one simple benefit - lower cost per cut.

Starrett Bi-Metal Unique™ Saw Technology is currently available in our Safe-Flex™ Hand Hacksaw Blades, Unified Shank™ Jigsaw Blades and Intenss Bandsaw Blades.



HACKSAW FRAMES

K140 CLOSED GRIP

Light duty hacksaw frame accepting 300mm (12") blades. The blades can be tensioned by a single wing nut in the front of frame.

FEATURES

- 300mm (12") Starrett Bi-Metal Unique, high speed steel Safe-Flex hacksaw blade included.



Cat. No.	Item Number	Description
K140	BS535	Non-Adjustable Light Duty Hacksaw Frame, Closed Grip



K145 CLOSED GRIP - HIGH TENSION

Heavy-Duty Hacksaw Frame with Closed Grip. A professional quality, high-tension hack saw frame that is easy to use with an efficient adjustment lever.

FEATURES

- 300mm (12") Starrett Bi-Metal Unique, high speed steel Safe-Flex hacksaw blade included.
- The handle is covered by rubber overmould for comfortable grip.
- Six turns of the tensioning handle will tension the blade to the recommended point.



Cat. No.	Item Number	Description
K145	BS550	High-Tension Heavy-Duty Hacksaw Frame, Closed Grip

146 HOBBY SAW



Cat. No.	Item Number
146	BS555

#

= MTO - Made to order, may be subject to longer lead times.

Ideal for lightweight cutting, particularly suitable for cutting in restricted places, unreachable by conventional hacksaw frames. The Hobby Saw accepts 250mm or 300mm (10" or 12") blades.

HACKSAW FRAMES

K147 BI-METAL COMPASS SAW

The ideal tool for cutting plasterboard, featuring a heavy-duty, variable pitch, bi-metal blade to cut most materials and provide an extra-long cutting life.

FEATURES

- 225mm (9") Starrett Bi-Metal Unique Blade included.
- Heavy duty plastic handle for ideal comfort and the best cutting leverage provides easy cutting.
- The blade rotates full 360° to easily cut at any angle.



Cat. No.	Item Number	Description
K147	BS562	Compass Saw, Bi-Metal

= MTO - Made to order, may be subject to longer lead times.

K148 PVC SAWS

Used for cutting PVC and ABS materials. Also used for cutting plasterboard, plywood and general-purpose cutting.

FEATURES

- It is shipped with a 300mm (12") or 450mm (18") blade length.
- Featuring cast aluminium handle.



Cat. No.	Item Number	Description
K148-12	BS572	Handle with 300mm (12") Blade
K148-18	BS577	Handle with 450mm (18") Blade

= MTO - Made to order, may be subject to longer lead times.

REPLACEMENT BLADE FOR 148

- Used for cutting plasterboard, plywood and general purpose cutting.

Cat. No.	Item Number	Dimensions
PVC-12	BS575	300mm(12")
PVC-18	BS582	450mm (18")

= MTO - Made to order, may be subject to longer lead times.

149 TUBULAR HACKSAW FRAME

Knurled, closed, high-impact plastic handle ensures convenience and firmness in handling. It only allows the use of 300mm (12") saws, which can be mounted to cut in any of the four directions, tensioned by a butterfly nut.

FEATURES

- Light arch with closed handle.
- Greater robustness and rigidity.
- High-impact plastic knurled handle.
- Ensures convenience and firmness in handling.

Cat. No.	Item Number	Depth
149	BS597	95mm (3.3/4")

= MTO - Made to order, may be subject to longer lead times.



Starrett® bi-metal unique™ saw technology

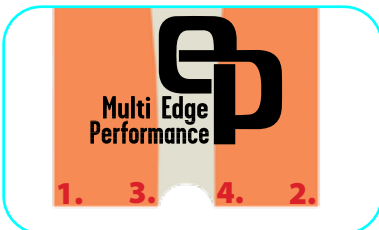


Totally different from other methods of producing bi-metal saw blades, Starrett Unique™ Technology joins two strips of high speed steel wire to a backing steel in a solid phase, using the principle of solid state diffusion bonding.

ADVANTAGES

- Massive increase in resistance to tooth breakage and fracture. Unique™ Blades feature 170% more weld contact area than standard bi-metal blades as a result of the solid state diffusion bonding process. This ensures exceptionally strong teeth.
- Smoother, faster cuts. Multi Edge Performance and the Split Chip Advantage generate thinner chips which are more quickly and easily removed from the saw cut. In tests, Unique™ blades proved to be an average of 35% faster than directly competing products.
- Longer blade life. The exceptionally strong teeth, Multi Edge Performance and Split Chip Advantage ensure that Unique™ blades last an average of 35% longer than competing blades.
- Lower cost per cut. The increase in resistance to tooth breakage and fracture, smoother, faster cuts and longer blade life all combine to guarantee one simple benefit - lower cost per cut.

Starrett Bi-Metal Unique™ Saw Technology is currently available in our Safe-Flex™ Hand Hacksaw Blades, Unified Shank™ Jigsaw Blades and Intenss Bandsaw Blades.



BI-METAL UNIQUE™ SAW TECHNOLOGY

THE BONDING PROCESS

- Two strips of high speed steel wire are joined to the backing steel in a solid phase.

THE CONTACT AREA

- 1. Traditional bi-metal blades feature one high speed steel wire, electron beam welded to the backing material.
- 2. Unique™ blades feature two wires, joined laterally to the backing steel in a solid phase, providing 170% more weld contact area.

MULTI EDGE PERFORMANCE

- After initial use the soft backing material in the centre of the blade will wear away, forming a groove which acts as a natural chip breaker, and providing the blade with multiple cutting edges - Multi Edge Performance

SPLIT CHIP ADVANTAGE

- The multiple cutting edges produce thinner chips that are more easily removed from the saw cut - The Split Chip Advantage.

Starrett® dual cut™

CLEAN CUT ON BOTH SIDES OF THE MATERIAL

dual cut
Made for
WOOD

DUAL CUT™ JIGSAW BLADES CUT SOFT & HARD WOOD, MDF, FORMICA & ACRYLIC

OUR UNIFIED SHANK® FITS ALL WELL KNOWN JIGSAW MACHINES

OUR BI-METAL UNIQUE® SAW TECHNOLOGY JIGSAW BLADES WILL LAST
25% LONGER ON AVERAGE COMPARED TO EXISTING BI-METAL BLADES



JIGSAW BLADES

BI-METAL UNIQUE™ JIGSAW BLADES

UNIFIED SHANK™ - FITS ALL WELL KNOWN JIGSAW MACHINES

Starrett Unified Shank™ Jigsaw Blades incorporate the Starrett exclusive Bi-Metal Unique™ process technology. Blades made from this process resist breakage, cut faster and last longer than conventional saws. Unified Shank™ Jigsaws are available in twin packs for a limited range, five-blade packs and in various assortment packs.



Competitors Jigsaw Blade Conversions**

Cat. No.	Item Number	Blade / Application Type	TPI (25mm)	Cutting Thickness	Blades per Pack	Blade Dimensions* Length x Width x Thickness	Metabo	Makita	Lenox	Bosch
WOOD CUTTING	BU2DCS-2 SA385	Dual Cut™ Straight + Curved Cuts Smooth Finish Top & Bottom	9-19	4 - 20mm	2	50mm x 5mm x 1.3mm (2" x 3/16" x .050")	---	BR-13	---	T101AOF
	BU3DC-2 SA384	Dual Cut™ Scroll + Curved Cuts Smooth Finish Top & Bottom	9-19	6 - 30mm	2	75mm x 8mm x 1.5mm (3" x 5/16" x .060")	---	---	---	T101BIF
	BU36T SA300	Tapered Blade - Clean Cuts	6	30 - 45mm	5	75mm x 7.5mm x 1.3mm (3" x 5/16" x .050")	---	---	456S 456J	---
	BU36 SA305	Fast Straight Cuts	6	30 - 45mm	5		23976	B-16 B-17	406S 486J	T144DF
	BU38 SA315	Fast Straight Cuts	8	30 - 45mm	5		23639	B-25	---	T127D
	BU310T SA320	Tapered Blade - Clean Cuts	10	6 - 30mm	5		23975	B-19	450S	T101BF
	BU310DT SA325	Tapered Downstroke Cuts	10	6 - 30mm	5		23686	---	450SR	T101BRF
	BU46 SA310	Fast Straight Cuts	6	45 - 60mm	5	100mm x 9.5mm x 1.3mm (4" x 3/8" x .050")	---	---	686S 686J	T301DL
MULTI-PURPOSE	BU56 SA380	Straight Fast & Thick Cuts	6	60 - 100mm	5	125mm x 9.5mm x 1.3mm (5" x 3/8" x .050")	23980	---	686J	T344DF
	BU214 SA335	Wood, Metal & Plastic	14	3 - 30mm	5	50mm x 7.5mm x 1mm (2" x 5/16" x .040")	23973	B-23	314S	T118BF U118BF
	BU218 SA345	Thin Metal	18	3 - 30mm	5	50mm x 9.5mm x 1mm (2" x 3/8" x .040")	23972	---	318S	T118AF
	BU214S SA340	Scroll Cuts	14	3 - 30mm	5	50mm x 4.5mm x 1mm (2" x 3/16" x .040")	23970	B-26	416SC 416JC	T118BOF
	BU41014 SA330	Straight Cuts	10-14	4.8 - 60mm	5	100mm x 9.5mm x 1mm (4" x 3/8" x .040")	23979	---	---	T123X T318B
	BU418 SA350	Straight Cuts - Wood & Metal	18	3.2 - 60mm	5		---	---	518S 518J	T318BF
METAL CUTTING	BU224 SA355	Thin Metal	24	1.6 - 3.2mm	5	50mm x 7.5mm x 1mm (2" x 5/16" x .040")	23971	B-22 B-27	324S	T118AF
	BU232 SA370	Thin Curved Cuts	32	0.9 - 1.6mm	5		23636	B-24	332S	T118G U118G
	BU224S SA360	Scroll Cuts	24	1.6 - 3.2mm	5	50mm x 4.5mm x 1mm (2" x 3/16" x .040")	23695	---	320SC 320JC	T101AOF
	BU424 SA365	Straight Cuts	24	1.6 - 3.2mm	5	100mm x 9.5mm x 1mm (4" x 3/8" x .040")	23978	---	424S 424J	T318AF
	CTU218-2 SA4016	Carbide Blade - Stainless Steel Cutting	18	2 - 5mm	2	50mm x 7.5mm x 1mm (2" x 5/16" x .040")	23663	---	---	T118EHM
MULTI-PURPOSE CARBIDE GRIT	CTU224-2 SA4018	Carbide Blade - Stainless Steel Cutting	24	1.5 - 3mm	2	50mm x 7.5mm x 1mm (2" x 5/16" x .040")	23662	---	---	T118AHM
	BU230X-2 SA374	Carbide Grit Blade - Abrasive Materials	Coarse CG	-	2					
	BU230X SA375	Carbide Grit Blade - Abrasive Materials	Coarse CG	-	5					

* Length dimension references tooth bearing section of jigsaws. The total length, including blade shank, is approximately 25mm (1") longer.

** Not directly comparable blades.

2 packs, 20 packs & 100 packs are also available on request for most jigsaw blades in the range - but only whilst stocks last - please ask for details.

ASSORTMENT PACKS

WITH UNIFIED SHANK™

Cat. No.	Item Number	Blades per Pack	Description
BU1	SA390	5	Wood Cutting Assortment Pack: Includes one each: BU36, BU46, BU38, BU310T and BU214S
BU2	SA392	5	Multi-Purpose Assortment Pack: Includes one each: BU46, BU310T, BU214, BU224S and BU232
BU3	SA394	5	Metal Cutting Assortment Pack: Includes one each: BU41014, BU214, BU224, BU224S and BU232
BU4	SA395	19	Multi-Purpose Assortment Pack. Includes one each: BU36T, BU36, BU46, BU56, BU38, BU310T, BU310DT, BU2DCS, BU3DC, BU41014, BU214, BU214S, BU218, BU418, BU230X, BU224, BU224S, BU424, BU232



dual cut™


CLEAN CUT ON BOTH SIDES OF THE MATERIAL

DUAL CUT JIGSAW BLADES UNIFIED SHANK

For the ultimate in surface finish on both sides of the material being cut, Starrett Dual Cut™ Jigsaw Blades are the ideal solution. The revolutionary patented tooth design means that Dual Cut blades cut on the upstroke and the downstroke, ensuring that there is no breakout on either side of the material and minimal chipping of any surface coating. Dual Cut™ blades are ideal for any application where quality of surface finish is important. Made from Starrett's Bi-Metal Unique™ Saw Technology, this provides 170% greater resistance to tooth breakage, longer life and lower cost per cut than other blade manufacturers.

FEATURES

- Particularly suited to cutting soft and hard wood, MDF, acrylic, Formica, melamine, and other coated materials
- Available in standard or scroll cut format
- Lasts 25% longer than other jigsaw blades
- Fast, precise, burr-free cutting
- Dual cutting action
- 170% greater resistance to tooth breakage
- Unified shank



OUR JIGSAW BLADES LAST 25% LONGER*
STRONGER WITH 170% MORE WELD CONTACT
FASTER, SMOOTHER & MORE PRECISE CUTS**
UNBREAKABLE***

* On average when compared to existing bi-metal blades.

** With our Multi Edge Performance & Split Chip Advantage.

*** During normal use.

**PERFECT FINISH
ON BOTH SIDES! A B**

		WOOD CUTTING BLADES									MULTI USE BLADES						METAL CUTTING BLADES								
Exclusive Unified Shank Jigsaw Blades																									
Cutting length		57	75	75	75	75	100	125	75	75	100	50	50	50	100	50	50	100	50	55	55				
Thickness		1.3	1.3	1.3	1.3	1.3	1.3	1.3	1.3	1.3	1.0	1.0	1.0	1.0	1.0	1.0	1.0	1.0	1.0	1.0	1.0				
Cutting Direction		↕	↕	↑	↑	↑	↑	↑	↑	↓	↑	↑	↑	↑	↑	↕	↑	↑	↑	↑	↑				
 Aluminium Inox Non Ferrous Metals	0.9-1.6mm																			✓	✓	✓			
	1.6-3.2mm										✓						✓	✓	✓						
	3.2-4.8mm										✓			✓	✓										
	4.8-6.4mm										✓	✓	✓												
 Wood	Soft	★★	★★		★★	★	★		★★	★★	★	★	★	★	★										
	Hard	★★	★★	★	★★	★	★	★★			★	★	★												
	6-30mm	★	★★			★			★★	★★	★	★	★	★	★										
	30-45mm			★	★★	★			★★	★	★														
	45-60mm						★	★			★														
 PVC	60-100mm							★																	
	3-12mm											★	★												
	12-25mm								★★		★														
	Contour cutting	✓											✓					✓							
Curved cutting			✓	✓	✓	✓			✓	✓		✓	✓	✓		✓	✓			✓					
Straight cutting			✓	✓	✓	✓	✓	✓	✓		✓				✓	✓			✓		✓	✓			
Fast Cutting				✓	✓	✓	✓	✓	✓							✓									
Clean Cutting					✓				✓	✓															
 Acrylic	Acrylic	✓	✓		✓				✓			✓	✓												
 Ceramic	Ceramic															✓									
 Fibreglass	Fibreglass															✓									
 Formica	Formica	✓	✓		✓				✓	✓															
 Plaster	Plaster							✓																	
 MDF	MDF	✓	✓						✓	✓				✓					✓						
 Suspended Floors	Suspended Floors														✓				✓						
 Tubes and profiles	Tubes and profiles										✓				✓				✓						
Cutting Performance																						Note: Use of a coolant is recommended for all metal cutting			
Excellent		★★		Satisfactory						★															

Note: Use of a coolant is recommended for all metal cutting

CUTS 3x MORE
THAN BEFORE

NEW

EX POWER
BI-METAL

INCREASED PRODUCTIVITY

NEW TIP
DESIGN

NEW TOOTH
DESIGN

BEST
PERFORMANCE

HIGH
DURABILITY

FEATURES

- Bi-metal steel blade.
- Highly resistant to breakage.
- More accurate cuts.
- Cuts in hard-to-reach places.
- One blade model for each different application - Wood, Metal, Multi Purpose and King Cut™.



SCROLL



STRAIGHT



TAPERED



► REINFORCED
SHANK

RECIPROCATING SAW BLADES



BI-METAL RECIPROCATING SAW BLADES

METAL

EXPOWER
BI-METAL



	Length x Width x Thickness		TPI (25mm)	Catalogue Number	Item Number	Pack Size
	mm	inch				
METAL	102 x 19 x 0.89	4 x 3/4 x 0.035	14	B414-5	SA15932	5
	102 x 19 x 0.89	4 x 3/4 x 0.035	18	B418-5	SA15942	5
			24	B424-5	SA15952	5
	102 x 8 x 0.89	4 x 5/16 x 0.035		SB424-5	SA27185	5
	152 x 19 x 0.89	6 x 3/4 x 0.035	14	B614-5	SA186	5
			18	B618-5	SA191	5
			24	B624-5	SA196	5
				B818-5	SA2677	5
	203 x 19 x 0.89	8 x 3/4 x 0.035	18	B818-5	SA2677	5



BI-METAL & CARBIDE GRIT RECIPROCATING SAW BLADES

MULTI PURPOSE

EXPOWER
BI-METAL



	Length x Width x Thickness		TPI (25mm)	Catalogue Number	Item Number	Pack Size
	mm	inch				
MULTI	152 x 19 x 1.27	6 x 3/4 x 0.050	6-10	BT6610-5	SA2266	5
	152 x 19 x 0.89	6 x 3/4 x 0.035	10	B610-5	SA181	5
	228 x 19 x 1.27	9 x 3/4 x 0.050	10	BT910-5	SA2246	5
	305 x 19 x 1.27	12 x 3/4 x 0.050	6-10	BT12610-5	SA2276	5
			10-14	BT121014-5	SA2296	5
	152 x 19 x 0.89	6 x 3/4 x 0.035	6	VB66-5 *	SA161	5
				XR6-1 **	SA278	1
			#30 Coarse	XR6-20 **	SA27805	20 #



* "V" tooth saw blade - ideal for plasterboard cutting - image below.

** Carbide Grit saw blade - used on ceramic tiles, fibreglass and cement board - image below.

- Made to order, may be subject to longer lead times.

* VB66-5



** XR6-1



BI-METAL RECIPROCATING SAW BLADES

WOOD

EXPOWER
BI-METAL



	Length x Width x Thickness		TPI (25mm)	Catalogue Number	Item Number	Pack Size
	mm	inch				
WOOD	152 x 19 x 0.89	6 x 3/4 x 0.035	6	B66-5	SA2626	5
	152 x 19 x 1.27	6 x 3/4 x 0.050	3	BT63-5	SA216	5
			6	BT66-5	SA220	5
	228 x 19 x 1.27	9 x 3/4 x 0.050	6	BT96-5	SA2241	5
			3	BT123-5	SA212	5
	305 x 19 x 1.27	12 x 3/4 x 0.050	6	BT126-5	SA265	5



RECIPROCATING SAW BLADES



BI-METAL RECIPROCATING SAW BLADES

KING CUT™



DEMOLITION, FIRE & RESCUE RECIPROCATING SAW BLADES



	Length x Width x Thickness		TPI (25mm)	Catalogue Number	Item Number	Pack Size
	mm	inch				
KING CUT - DEMOLITION, FIRE & RESCUE	152 x 19 x 0.89	6 x 3/4 x 0.035	18	BR618-5	SA271966	5
			10-14	BR61014-5	SA271962	5
			10-14	BTR61014-5	SA2719821	5
	152 x 27 x 1.60	6 x 1 x 0.063	6-10	BTR6610-5	SA2719826	5
			18	BR818-5	SA2719801	5
			10-14	BR81014-2	SA271970	2
	203 x 19 x 0.90	8 x 3/4 x 0.035		BR81014-5	SA271971	5
			10-14	BTR81014-5	SA2719831	5
			6-10	BTR8610-5	SA22685	5
	203 x 27 x 1.60	8 x 1 x 0.063	10-14	BR91014-5	SA2719806	5
			10-14	BTR91014-5	SA2719836	5
			6-10	BTR9610-5	SA2719841	5
	228 x 19 x 1.30	9 x 3/4 x 0.050	10-14	BR121014-5	SA2719813	5
			10-14	BTR121014-5	SA2719846	5
			6-10	BTR12610-5	SA2719851	5



- Made to order, may be subject to longer lead times.

These blades are specially developed for cutting nail embedded wooden pallets. The rounded blade tips help prevent accidents. Unpainted, they provide clean cuts without marking the wood.




BI-METAL RECIPROCATING SAW BLADES PALLET DISMANTLING



BI-METAL RECIPROCATING SAW BLADES

PALLET DISMANTLING



EX-POWER
BI-METAL

Length x Width x Thickness		TPI (25mm)	Catalogue Number	Item Number	Pack Size
mm	inch				
203 x 19 x 0.89	8 x 3/4 x 0.035	10	B810P-20	SA1967	20 #
			B810P-250	SA1970	250
228 x 19 x 0.89	9 x 3/4 x 0.035	10	B910P-20	SA1975	20 #
			B910P-250	SA1975	250 #

BI-METAL RECIPROCATING SAW BLADES PNEUMATIC



BI-METAL RECIPROCATING SAW BLADES

PNEUMATIC



	Length x Width x Thickness		TPI (25mm)	Catalogue Number	Item Number	Pack Size
	mm	inch				
METAL	92 x 13 x .65	3.5/8 x 1/2 x .025	32	BS226-5	SA2910	5
			24	BS227-5	SA2920	5
			18	BS228-5	SA2930	5
M-P			14-18	BS229-5	SA2940	5 #
				BS229-20	SA2942	20 #

= MTO - Made to order, may be subject to longer lead times.



BI-METAL & CARBIDE GRIT RECIPROCATING SAW BLADES

ASSORTMENT PACKS

KRB12-A



KRB12-A ASSORTMENT PACK (SA2905)

	Blade Length	Blades Included	Application	TPI (25mm)
12 BLADE SET	150mm / 6"	BT66	WOOD	6
		XR6	MULTI	#30 Coarse
		VB66	MULTI	6
	228mm / 9"	BT910	MULTI	10
		B424	METAL	24
	102mm / 4"	B614	METAL	14
		B624	METAL	24
		BTR6610	KING CUT	6-10
	228mm / 9"	BTR91014	KING CUT	10-14
		BTR9610	KING CUT	6-10
	300mm / 12"	BTR121014	KING CUT	10-14
		BTR12610	KING CUT	6-10

SB6-A



SB6-A ASSORTMENT PACK (SA290)

	Blade Length	Blades Included	Application	TPI (25mm)
5 BLADE SET	150mm / 6"	B66	WOOD	6
		B610	MULTI	10
		B614	METAL	14
		B618	METAL	18
		B624	METAL	24



NEED MORE INFORMATION?

Scan the QR Code to access more information and images.



TAPES

TAPE MEASURES



Starrett®

FEATURES

- This value priced tape measure with high visibility ABS plastic is easy to locate and difficult to damage.
- Incorporates industry standard standout and positive blade lock. Includes a steel belt clip.

Cat. No.	Item Number	Blade L & W	Graduation*
KTS34-5M-N	DV8003	5m x 19mm	Metric

*Blade Graduation Style:

Metric: Graduated in Millimetres

Metric / Imperial: Graduated Millimetres and 1/16"

Starrett®

EXACT®

FEATURES

- This value priced tape measure with high visibility ABS plastic is easy to locate and difficult to damage.
- Incorporates industry standard standout and positive blade lock. Includes a steel belt clip.

Cat. No.	Item Number	Blade L & W	Graduation*
KTX12-12ME-N	DV8021	3.5m (12') x 13mm (1/2")	Metric / Imperial
KTX12-3.5M-N	DV8019	3.5m x 13mm	Metric
KTX34-16ME-N	DV8024	5m (16') x 19mm (3/4")	Metric / Imperial
KTX1-26ME-N	DV8028	8m (26') x 25mm (1")	Metric / Imperial
KTX1-8M-N	DV8026	8m x 25mm	Metric

Starrett®

EXACT® PLUS

FEATURES

- This value priced tape measure with high visibility ABS plastic is easy to locate and difficult to damage.
- Incorporates industry standard standout and positive blade lock. Includes a steel belt clip.

Cat. No.	Item Number	Blade L & W	Graduation*
KTXP106-16ME-N	DV8041	5m (16') x 27mm (1.06")	Metric / Imperial
KTXP106-5M-N	DV8040	5m x 27mm	Metric
KTXP106-26ME-N	DV8044	8m (26') x 27mm (1.06")	Metric / Imperial
KTXP106-8M-N	DV8042	8m x 27mm	Metric
KTXP106-10M-N	DV8045	10m x 27mm	Metric

= MTO - Made to order, may be subject to longer lead times.

MEASURE STIX

S12 Metric / Imperial



Manufactured from high quality precision steel and with a permanent adhesive backing to provide convenient, at-a-glance measurements. Can be mounted on most surfaces like work benches, saw tables, walls, etc. Easily cut with scissors and available in left-to-right or right-to-left.

#	Cat. No.	Item Number	Blade Size	Graduation*	Reading
	SM44ME	TA3600	13mm x 1.2m (1/2" x 4')	S12 (Metric/Imperial)	Left-to-right
	SM412ME	TA3605	13mm x 4m (1/2" x 12')	S12 (Metric/Imperial)	Left-to-right
	SM412WMERL	TA3677	13mm x 4m (1/2" x 12')	S12 (Metric/Imperial)	Right-to-left
	SM66ME	TA3610	19mm x 2m (3/4" x 6')	S12 (Metric/Imperial)	Left-to-right

* See tape line illustration below

LONG TAPES

530 SERIES - STEEL BLADE (CLOSED REEL)



The closed reel steel long tape features a rugged rewind mechanism. Nylon rollers at case opening to reduce blade wear through sustained field use. Blades are produced with high visibility, easy-to-read graduations.


FEATURES

- Vinyl clad steel case.
- Easy-to-read graduations.
- Nylon rollers to reduce blade wear.
- Folding hook ring.

Cat. No.	Item Number	Blade Size	Graduation*
530-15CM	DA49500	9mm x 15m	Metric
530-20CM	DA49530	9mm x 20m	Metric
530-30CM	DA49506	9mm x 30m	Metric

*Blade Graduation Style: **Metric:** Graduated in Millimetres

= MTO - Made to order, may be subject to longer lead times.



PROTRACTORS

PROSITE PROTRACTOR

505A-12 AND 505A-7 ALUMINIUM MITRE

The popular ProSite 505 Protractor family consists of two 300mm (12") combination protractors, a 300mm (12") mitre protractor and two 175mm (7") mitre protractors. The combination protractors take the guesswork out of these functions: mitre cuts, single cuts, compound mitre cuts, included conversion table, protractor and roof pitches. The mitre protractors are ideal for carpenters, plumbers and all building trades that require the measuring and transferring of angles.

FEATURES

- ProSite Protractors take error-prone calculations out of the process of mitre cuts.
- This easy-to-use tool has two laser engraved scales.
- Mitre cut scale transfers readings directly to the mitre saw for mitre joints.
- Single cut scale transfers readings directly to the mitre saw.
- Made from durable 6.5mm (1/4") aluminium with Teflon® "O" ring for smooth and precise operation.
- Protractor saves time and reduces waste.

505A-12

505A-7



Cat. No.	Item Number	Description
# 505A-12	DA661	300mm (12") Mitre Protractor
# 505A-7	DA6609	175mm (7") Mitre Protractor

- Made to order, may be subject to longer lead times.




PROSITE PROTRACTOR

505P-7

PLASTIC MITRE

Our 175mm (7") hardened plastic mitre protractor offers the same functionality as the 505A-7 protractor.



Cat. No.	Item Number	Description
505P-7	DA6612	175mm (7") Plastic Mitre Protractor



UTILITY KNIVES



STARRETT LARGE SIZE SLIDE LOCKING

Large ABS plastic utility knife with a slide locking system.

FEATURES

- This utility knife works with 18mm (.710") blade (KS06R).
- Blade with 8 break-away segments.

Cat. No.	Item Number	Blade Width	Description	
KUS045-N	DV8400	18mm (.710")	Large Plastic Slide Locking	#

= MTO - Made to order, may be subject to longer lead times.

STARRETT EXACT



Starrett®
EXACT®



Cat. No.	Item Number	Blade Width	Description
# KUX035-N	DV8414	9mm (3/8")	Small Plastic Automatic Locking

Cat. No.	Item Number	Blade Width	Description
KUX040-N	DV8415	9mm (3/8")	Small Plastic Screw Locking

Cat. No.	Item Number	Blade Width	Description
KUX025-N	DV8412	18mm (.710")	Large Plastic - Automatic Locking

= MTO - Made to order, may be subject to longer lead times.

AUTOMATIC LOCKING METAL BLADE GUIDE

Small plastic utility knife with automatic locking, metal blade guide.

FEATURES

- This utility knife works with 9mm (3/8") blade (KS05R).
- ABS plastic body and rubber plastic overmoulded.
- Blade with 13 break-away segments.

SCREW LOCKING METAL BLADE GUIDE

Small plastic utility knife with screw locking, metal blade guide.

FEATURES

- This utility knife works with 9mm (3/8") blade (KS05R).
- ABS plastic body and rubber plastic overmoulded.
- Blade with 13 break-away segments.

AUTOMATIC LOCKING METAL BLADE GUIDE

Large plastic utility knife with automatic locking metal blade guide.

FEATURES

- This utility knife works with 18mm (.710") blade (KS06R).
- ABS plastic body and rubber plastic overmoulded.
- Blade with 8 break-away segments.



S011 HIDDEN EDGE® - SAFETY KNIFE. RETRACTABLE BLADE

Starrett®
EXACT® PLUS

The blade stays safely tucked away when not in use. Simply release the safety lock and squeeze the lever to use. With quick release blade change and storage for spares in the body, blade changes are fast and tool-free.

FEATURES

- This utility knife is supplied with 3 trapezoidal blades (KS01R).
- It also works with hook blades (KSH01R).
- Easy to use safety lock and lever allows the blade to be exposed instantly.
- Thumb wheel accurately adjusts cutting depth.
- Fast, tool-free blade changes.



Cat. No.	Item Number	Blade Type	Description
S011	DA63545	Standard Trapezoidal (or Hook)	Hidden Edge Utility Knife
968	DA63865	-	Leather Belt Holster for S011

ALUMINIUM DIE-CAST BODY FOLDING KNIFE

Utility knife features a die-cast folding knife using trapezoidal or hook blade.

FEATURES

- This utility knife works with trapezoidal (KS01R) or hook blades (KSH01R).
- Supplied with 1 blade and a dispenser with 3 spare trapezoidal blades.



Cat. No.	Item Number	Blade Type	Description
KUXP010-N	DV8431	Standard Trapezoidal (or Hook)	Aluminium Die-Cast Body Folding

ALUMINIUM RETRACTABLE KNIFE

The Exact® Plus KUXP005-S features heavy duty aluminum body, non-slip rubber surface, five cut levels, integrated three-bladed dispenser. Provides safe use without blade exposure for cutting strings, wires and thin strings. Suitable for general applications.

Cat. No.	Item Number	Blade Type	Description
# KUXP005-N	DV8430	Standard Trapezoidal (or Hook)	3 trapezoidal blades (KS01R) inside the knife dispenser and 1 already fitted. Hook blades (KSH01R) can be used. The dispenser has capacity for 4 blades.

= MTO - Made to order, may be subject to longer lead times.



UTILITY KNIVES

REPLACEMENT BLADES

Safe and easy handling with our blades in dispensers.



KS01R



KSH01R



KS05R



KS06R



KSB-100D

	Cat. No.	Item Number	Blade Type	Dispenser Description	Fits	
	KS01R	DA6221	Standard Trapezoidal	10 high carbon steel trapezoidal blades		
	KSB-100D	DA63557		100 high carbon steel trapezoidal blades	S011 KUXP010-N KUXP005-N	#
	KSH01R	DA6224	Hook	10 high carbon steel hook blades		#
	KS05R	DA63533	Break-away 3/8" (9mm)	10 high carbon steel break-away blades.	KUX035-N KUX040-N KUXP020-N	#
	KS06R	DA63534	Break-away .710" (18mm)	10 high carbon steel break-away blades.	KUS045-N KUX025-N	

= MTO - Made to order, may be subject to longer lead times.





LEVELS

TORPEDO LEVELS

Starrett®

STARRETT TORPEDO

Manufactured with 225mm (9") extruded aluminium frames with high visibility yellow and red ABS plastic construction for impact resistance.



FEATURES

- Vertical, horizontal, and 45° vials.
- V-grooved top surface and magnetic bottom surface.

Cat. No.	Item Number	Length	Magnetic Model
KLT59-N	DV8205	225mm / 9"	Yes

STARRETT EXACT TORPEDO

Starrett®
EXACT®

Manufactured with 240mm (9.1/2") extruded aluminium frames and finished with red high visibility powder coat paint, including impact resistant ABS grey plastic end caps.



FEATURES

- Vertical, horizontal, and 45° vials.
- Milled top surface finished with a V-groove and a magnetic bottom surface.
- Includes impact resistant ABS plastic end caps.

Cat. No.	Item Number	Length	Magnetic Model
KLTX95-N	DV8232	240mm (9-1/2")	Yes



ALUMINIUM LEVELS

STARRETT BOX BEAM

Starrett®

Produced with aluminium special box shape cross section frame for improved strength and rigidity.



FEATURES

- Two vertical vials and one horizontal vial with ABS plastic vial holders.
- Shock-absorbing end caps to protect working edges and preserve accuracy.

Cat. No.	Item Number	Length	
KLBS72-N	DV8202	1800mm (72")	#

= MTO - Made to order, may be subject to longer lead times.

STARRETT EXACT BOX BEAM

Starrett®

Manufactured of heavy duty aluminium with special box shape cross section frame for improved strength. The levels are designed with comfortable hand grips with soft touch.



FEATURES

- Two vertical vials and one horizontal vial with ABS plastic vial holders accurate to 0.001mm / 25mm (0.0005" / inch).
- Shock-absorbing end caps to protect working edges and preserve accuracy.
- Available with milled only or milled and magnetic bottom surface.

Cat. No.	Item Number	Length	Magnetic	
KL BX78-N	DV8225	1950mm (78")	Yes	#

= MTO - Made to order, may be subject to longer lead times.

STARRETT EXACT PLUS BOX BEAM

Starrett®

Manufactured from professional quality aluminium with special box shape cross section frame for improved strength. This level includes two milled surfaces, one of which is magnetic.

EXACT® PLUS



FEATURES

- Vertical and horizontal vials.
- Vial holders accurate to 0.001mm / 25mm (0.0005" / inch).
- Rubber plastic shock-absorbing end caps to protect working edges and preserve accuracy.
- Comfortable soft touch hand grips.

Cat. No.	Item Number	Length	Magnetic	
KLBP24-1-N	DV8251	600mm (24")	Yes	#
KLBP78-1-N	DV82555	1950mm (78")	Yes	#

= MTO - Made to order, may be subject to longer lead times.

STARRETT EXACT I-BEAM



This level is produced with a high quality aluminium I-Beam cross section frame. The unique design includes comfortable soft touch hand grips and impact resistant end caps, made with reinforced ABS plastic and rubber.



FEATURES

- Large 360° anti-shock vial sites allow maximum visibility and accuracy of 0.03mm per 25mm (0.001" / inch).
- Milled bottom surface.

Cat. No.	Item Number	Length	
KLIX24-N	DV8229	600mm (24")	#
KLIX48-N	DV8230	1200mm (48")	#
KLIX72-N	DV8231	1800mm(72")	#

= MTO - Made to order, may be subject to longer lead times.

ANGLE METER

MAGNETIC ANGLE METER, 0 TO 90°

Large readable scale for accurate readings from 0 to 90° in any quadrant. Integral magnetic base frees hands when used on ferrous surfaces.

FEATURES

- Measures any angle for pitch or slope.
- Handy rise, run, angle and pitch information on back of the tool.

Cat. No.	Item Number	Description
AM-2	DS0002	Magnetic Angle Meter, 0 to 90°



BE-1 BULL'S-EYE CIRCULAR LEVEL

Circular bull's-eye level has full 360° large sight for easy viewing. Each level features sturdy plastic construction and is ideal for home, workshop and industry use.

Cat. No.	Item Number	Description
BE-1	DS0006	44mm / 1-3/4" Circular Level





CHALK LINES

CHALK LINES

Made with high impact-resistant ABS plastic cases that each holds 120g (4 oz) of chalk, 30m (100') of line with a press-to-release feature and is manufactured with fast line rewind. All chalk lines are secured with a stainless steel hook.

Starrett®

FEATURES

- 3.5X faster line rewind.

Cat. No.	Item Number	Size	Feet	Metres
KCS001-N	DV8300	120g (4 oz)	100'	30m



Starrett® EXACT®

FEATURES

- Rubber plastic soft touch overmoulding.
- 50% stronger line than standard chalk lines.
- 6X faster line rewind.
- Easy feed window.

Cat. No.	Item Number	Size	Feet	Metres
KCX001-N	DV8301	120g (4 oz)	100'	30m



Starrett® EXACT® PLUS

Manufactured with a heavy duty die-cast aluminium with rubber plastic overmoulding.

FEATURES

- Heavy-duty die-cast aluminium case.
- Rubber plastic overmoulding.
- 50% stronger line than standard chalk lines.
- 6X faster line rewind.
- Easy feed window.

Cat. No.	Item Number	Size	Feet	Metres
KCXP005-N	DV8305	120g (4 oz)	100'	30m



#

= MTO - Made to order, may be subject to longer lead times.

TEMPORARY CHALK

Formulated and coloured to mark distinctively and lay down hard clean lines. New bottle design provides easier handling and a no-spill cap.

Cat. No.	Item Number	Size	Colour	
SC4BLU	DA6605	1800g (4 lbs)	Blue	#
SC8B	DA6601		Blue	#
SC8R	DA6600	230g (8 oz)	Red	
SC8W	DA6602		White	#

= MTO - Made to order, may be subject to longer lead times.





RULES AND SQUARES

RULES

STRAIGHT EDGE ALUMINIUM RULE

AMSE SERIES

Straight edge aluminium rules are parallel, made of anodized aluminium with smooth, square and straight edges. Centimetre and millimetre graduation readings on either edge.

FEATURES

- Ideal for schools and shops, wood-workers, tinsmiths, metal workers, and bench applications.
- They lie flat, resist bending and feature large, easy to read graduations and numbers that are heavier than conventional machine graduated scales.
- Rules are 50mm (2") wide with centimetre and millimetre graduations reading on either edge.
- Accurate and flexible.



Cat. No.	Item Number	Length	Thickness	
AMSE-500	DS0581	500mm	2mm	#
AMSE-1000	DS0582	1000mm		#
AMSE-1500	DS0583	1500mm	3mm	#
AMSE-2000	DS0584	2000mm		#

= MTO - Made to order, may be subject to longer lead times.


ALUMINIUM METRESTICK

MS-2

Aluminium Metrestick is parallel, accurate and flexible.

FEATURES

- This rule lies flat and features large, easy to read numbers.
- Anodized aluminium.



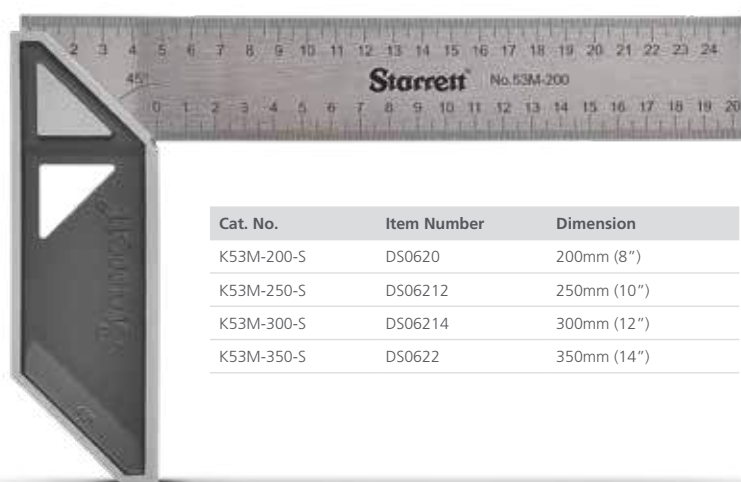
Cat. No.	Item Number	Length	Thickness	Description	Graduation
MS-2	DS0597	1m (39.37")	1.9mm (.075")	Ruled 2 Sides	Metric and Imperial



SQUARES

53

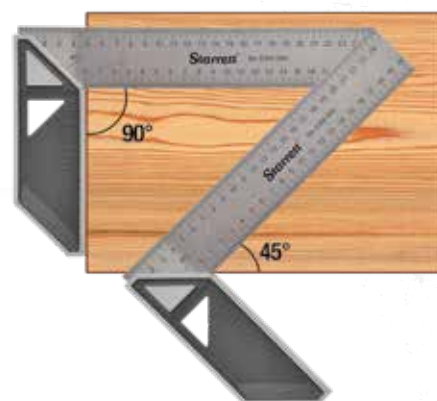
CARPENTERS' TRY SQUARE



Cat. No.	Item Number	Dimension
K53M-200-S	DS0620	200mm (8")
K53M-250-S	DS06212	250mm (10")
K53M-300-S	DS06214	300mm (12")
K53M-350-S	DS0622	350mm (14")

FEATURES

- Stainless steel blade.
- Graduations etched on both sides of the blade.
- 50mm (2") cast aluminium handle.



15

UNIVERSAL BEVEL

200mm (8") stainless steel blade and plastic handle with one spirit level vial.



FEATURES

- Blade lock for transferring angles.
- Handle is ABS plastic for a comfortable grip.

Cat. No.	Item Number	Dimension
K15-N	DS0627	200mm (8")



Starrett®

POWERCALC®



**Starrett's PowerCalc helps you choose
the right Holesaw for the job!**



DOWNLOAD NOW FOR FREE



Google Play



App Store





LASER DISTANCE METERS

LASER DISTANCE METERS

STARRETT® SERIES

KLMS-30 DS24905

Our most compact model, the KLMS-30 Laser Distance Meter fits in your pocket and is easy to store.



IP54
PROTECTION

CLASS 2

**TOTAL RANGE:
30 METRES**

*Protection IP54:
dust and splash proof.

FEATURES

- Measuring range of 30 metres
- Laser Type 650 nm, class 2, <1mW
- Multifunction (area and volume calculation)
- Indirect Measuring (Pythagoras function)
- Addition and Subtraction
- Maximum and Minimum
- Front and back measuring references
- Ability to measure in metres, inches and feet

BENEFITS

- Accuracy: $\pm 2.0\text{mm}$
- Easy to read display with LED light
- Protection IP54*
- Automatic power off
- Measurement response time of 0.5 seconds

ACCESSORIES:

- 2 AAA batteries

EXACT® SERIES

Starrett®
EXACT®

KLMX-50 DS24910

Providing length, area and volume using only one button, the Starrett Exact Laser Distance Meter is a high quality, lightweight, ergonomic distance meter.



IP54
PROTECTION

15

CLASS 2

**OVER 20 METRES OF
EXTRA RANGE
TOTAL OF
70 METRES**

*Protection IP54:
dust and splash proof.

FEATURES

- Measuring range of 50 metres
- Laser Type 650 nm, class 2, <1mW
- Multifunction (area and volume calculation)
- Indirect Measurement (Pythagoras function)
- Addition and Subtraction
- Maximum and Minimum
- Stake out function
- 3-15 seconds timer
- Measuring reference - front, centre (for tripod) & back
- Ability to measure in metres, inches and feet

BENEFITS

- High accuracy: $\pm 1.5\text{mm}$
- Stores up to 10 measurement results
- Buzzer
- Easy to read display with LED light
- Tripod mountable
- Protection IP54*
- Automatic power off
- Measurement response time of 0.5 seconds

ACCESSORIES:

- 1 carrying pouch
- 2 AA batteries

LASER DISTANCE METERS

EXACT® PLUS
SERIES

Starrett®
EXACT® PLUS

KLMXP-100 DS24915

The Starrett Exact Plus Laser Distance Meter is the most advanced in the Starrett range. This unit includes Bluetooth® to connect to Android and IOS devices, and a downloadable app, allowing users to control the meter through a smartphone or other compatible device.



IP54
PROTECTION

15
SECONDS

CLASS 2

Bluetooth®



Extension to start measuring from corners.

*Protection IP54: dust and splash proof.

FEATURES

- Measuring range of 100 metres
- Laser Type 650 nm, class 2, <1mW
- Multifunction (area and volume calculation)
- 3 types of indirect measuring (Pythagoras function)
- Addition and Subtraction
- Maximum and Minimum
- Stake out function
- Angle measuring
- 3-15 seconds timer
- Measuring reference - front, back and extension
- Ability to measure in metres, inches and feet

ACCESSORIES:

- 1 carrying pouch
- 2 AA batteries

BENEFITS

- Bluetooth® with Android and IOS apps**
- High accuracy: $\pm 1.5\text{mm}$
- Stores up to 20 measurement results
- Buzzer
- Easy to read display with LED light
- Protection IP54*
- Automatic power off
- Measurement response time of 0.5 seconds

**The app allows users to take pictures and control the device through a smartphone, making it easier to measure and record data.



Starrett®

TRADESPERSONS TOOL BAGS



SMALL TOOL BAG

Carry strap

Main compartment
with zip closure

COMPACT

Removable
shoulder strap

Velcro pocket and
external compartments



Description	Compartments and pockets	Dimensions (mm) L x W x H	Weight (Kg)	Barcode	Catalogue No.	Item Number
Small Tool Bag	12 external pockets 6 internal pockets	300 x 170 x 220	0.833	0049 659 08429 8	BGS	DT4060

Large internal space
and easy access

Main compartment
with zip closure

Large pockets and
external compartments

Removable
shoulder strap

MEDIUM TOOL BAG

WATERPROOF

REINFORCED BASE



Description	Compartments and pockets	Dimensions (mm) L x W x H	Weight (Kg)	Barcode	Catalogue No.	Item Number
Medium Tool Bag	7 external pockets 6 internal pockets	400 x 220 x 320	1.056	0049 659 08510 5	BGM	DT4062



LARGE TOOL BAG

Quick and easy
access to tools

Various pockets,
external and internal
compartments

Removable
shoulder strap

Reinforced internal base with
ABS plastic supports

REINFORCED

RUBBER HANDLE



Description	Compartments and pockets	Dimensions (mm) L x W x H	Weight (Kg)	Barcode	Catalogue No.	Item Number
Large Tool Bag	21 external pockets, 5 internal 8 elasticated compartments	410 x 240 x 270	1.612	0049 659 08567 9	BGL	DT4064



**STARRNET**

SERVICES & SUPPORT


StarrNET is the new online ordering portal for our partners. We're delivering the same Customer Service, but with an improved ordering process. Our online portal provides the convenience and efficiency of being able to place an order or check stock, any time and any place.

StarrNET brings a wide range of benefits and time saving options to our customers:

- ✓ Real time 'traffic light' stock status
- ✓ Shopping cart interface
- ✓ CSV and TXT file ordering facility
- ✓ Quick re-order facility
- ✓ Full MTS Catalogue
- ✓ E-Invoicing
- ✓ NET pricing
- ✓ Ordering available 24/7, 365 days a year
- ✓ Instant ordering
- ✓ Order History
- ✓ Dispatch information

For further information or to register, please contact our Customer Services team on 01835 863501 or email sales@starrett.co.uk, where a representative will be happy to help.

Start using StarrNET now!



Want to know more?

www.starrett.co.uk

SERVICES & SUPPORT

Based in our offices in Scotland, our Marketing team are dedicated to supporting our customers throughout the UK and the rest of Europe.

Marketing

Digital Catalogues



All current catalogues are available to browse and download via the Starrett website.

Marketing media & support

Further product information, video and image databases and social media materials can be provided upon request.

Merchandise displays

A number of display options are available to support retail customers. Please make enquiries via your local sales manager.

Product samples

If you are interested in stocking Starrett products and would like to test out some of our range, product samples can be provided. Please contact your local sales manager or sales@starrett.co.uk to discuss.

Events and Trade Days

We are happy to support our customers at trade days and events, we can assist with marketing materials and product demonstrations.

Technical Support

Got a question?

Our Technical Support team are on hand to help customers and end users with any questions or queries they have regarding our products or their applications.

Technical Queries



Appointments to speak to a technical expert can be made **via our Cutting Solutions Service**. You can book a slot to speak to a member of our team on a day and time that suits you.

Product Training

We can provide a full range of product training to customers and their teams, either online or in person.

For further information or to discuss requirements contact us on:

Phone: **01835 866205**

Email: sawsupport@starrett.co.uk

PowerCalc app



PowerCalc is a free-to-use tool designed exclusively for Starrett saws.



Hole Saws:

Our hole saw version is available for mobile or desktop and recommends the best hole saw for your needs, offering users increased efficiency and precision in cutting.


Bandsaw Blades:

Visit our website to use PowerCalc for Bandsaw Blades, boost product life by ensuring you are using the blade that will provide optimum results.



CHECK OUT OUR BANDSAW BLADE RANGE

www.starrett.co.uk



Starrett Distributor |

www.starrett.co.uk

Follow us!



Starrett®

The L.S. Starrett Company Ltd. Oxnam Road, Jedburgh, TD8 6LR
Tel.: +44 (0)1835 863501 | sales@starrett.co.uk

Saws & Hand Tools Catalogue 71E Revised October 2022 The L.S. Starrett Company Ltd. 2022© Specifications subject to change